

SEMICONDUCTOR TECHNICAL DATA

B10A45V SCHOTTKY BARRIER TYPE DIODE

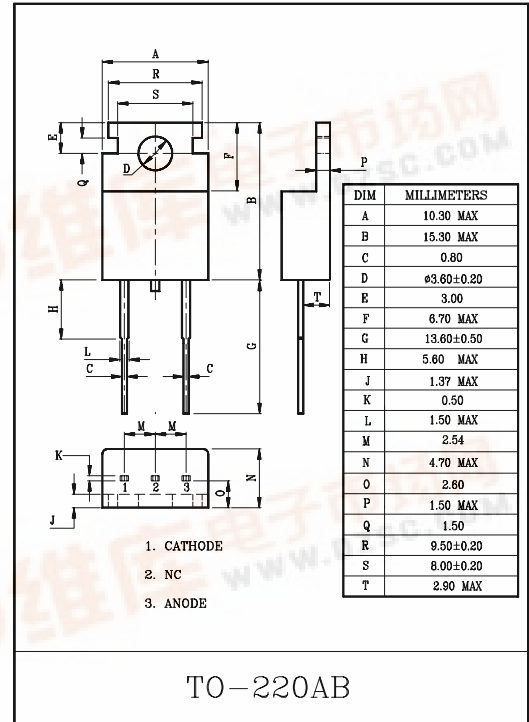
SWITCHING TYPE POWER SUPPLY APPLICATION.
CONVERTER & CHOPPER APPLICATION.

FEATURES

- Average Output Rectified Current : $I_O=10A(T_c=135^\circ C)$.
- Repetitive Peak Reverse Voltage : $V_{RRM}=45V$.
- Fast Reverse Recovery Time : $t_{rr}=35nS$.
- Low Peak Forward Voltage : $0.55V$.(Typ.)

MAXIMUM RATINGS (Ta=25°C)

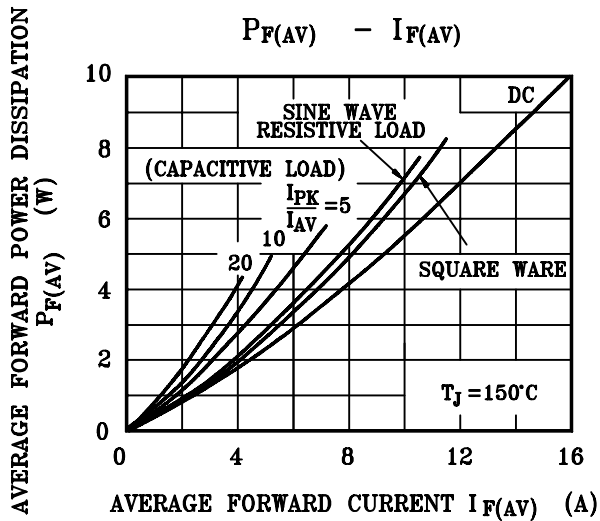
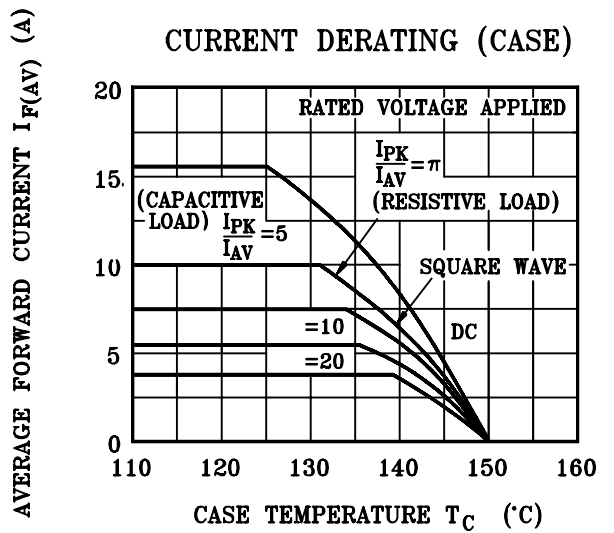
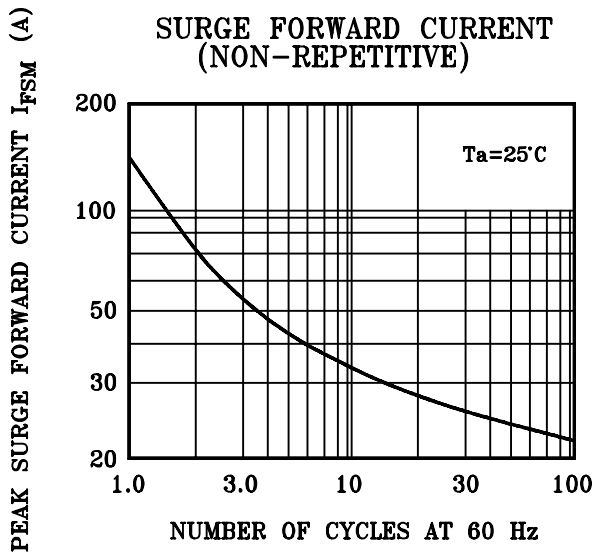
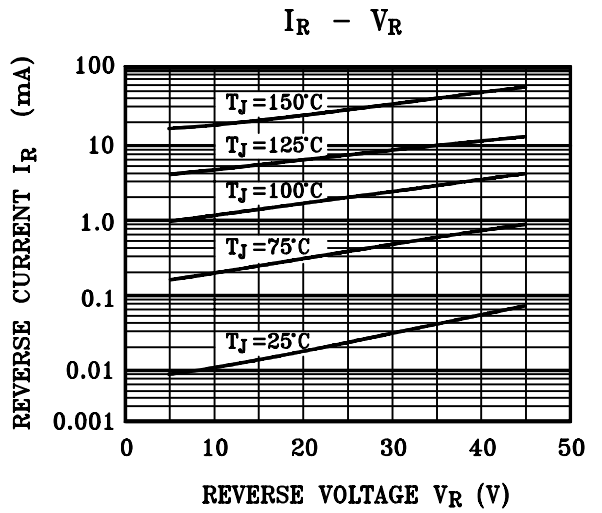
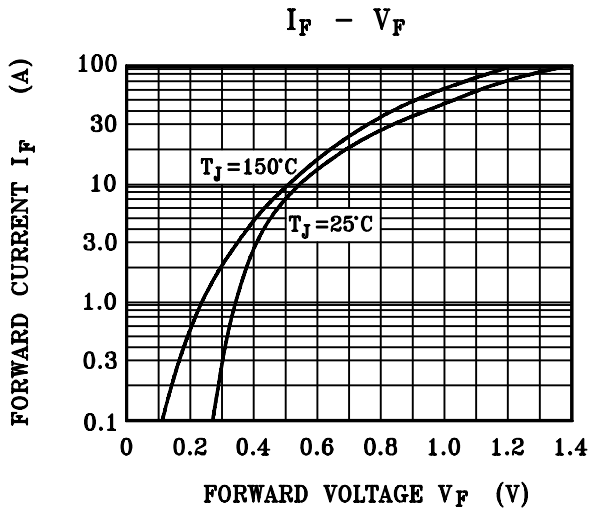
CHARACTERISTIC	SYMBOL	RATING	UNIT
Repetitive Peak Reverse Voltage	V_{RRM}	45	V
Average Output Rectified Current (Tc=135°C)	I_O	10	A
Peak One Cycle Surge Forward Current (Non-Repetitive 60Hz)	I_{FSM}	150	A
Junction Temperature	T_j	-40~150	°C
Storage Temperature Range	T_{stg}	-55~150	°C



ELECTRICAL CHARACTERISTICS (Ta=25°C)

CHARACTERISTIC	SYMBOL	TEST CONDITION	MIN.	TYP.	MAX.	UNIT
Peak Forward Voltage	V_{FM}	$I_{FM}=10A, T_c=25^\circ C$	-	0.55	0.58	V
Repetitive Peak Reverse Current	I_{RRM}	$V_{RRM}=\text{Rated}$	-	-	0.5	mA
Reverse Recovery Time	t_{rr}	$I_F=1.0A, di/dt=-20A/\mu S$	-	-	35	nS
Thermal Resistance	$R_{th(j-c)}$	Junction to Case	-	-	2.0	°C/W

B10A45V



B10A45V

