


Switchless Recording/Playback Amplifier BA5102A



Dimensions (mm)

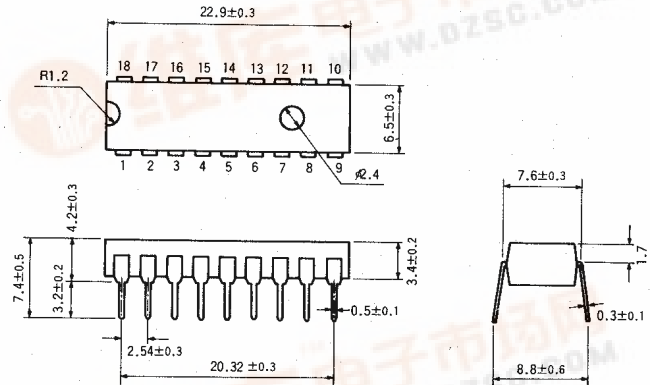


Fig. 1

The BA5102A is a monolithic integrated circuit designed to simplify VTR audio signal circuitry. It includes in a single chip the record/playback preamplifier, line amplifier, recording amplifier, ALC circuit, recording/playback/muting control circuit, and analog switch normally found in conventional systems.

Logic control is used, so that by merely setting the recording/playback control pin voltage, the amplifier and signal paths are automatically switched between recording and playback and the muting functions are appropriately controlled. Therefore, whereas conventional systems have required switches (relays) and complex wiring, a system using this device can be implemented with a relatively simple PC board, enabling a significant savings in space. In addition, improvements in reliability have been achieved.

Features

1. All the required audio signal system recording/playback amplifiers for a VTR system have been included in this single package.
2. Setting of recording/playback and muting modes is controlled by changing the voltage on a control pin.
3. Shock noise accompanying mode switching has been drastically reduced.
4. Simple recording level and playback sensitivity adjustment is possible.
5. Improved reliability with electronic switching

Applications

1. 9 and 12V VTR audio system units
2. Logic-controlled tape recorders

Block Diagram

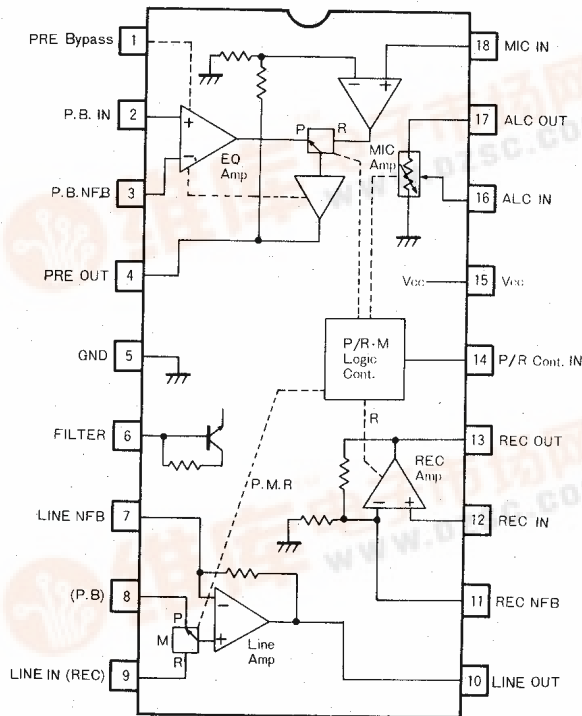


Fig. 2

Absolute Maximum Ratings (T_a = 25°C)

Parameter	Symbol	Limits	Unit
Supply voltage	V _{CC}	15	V
Power dissipation	P _d	700	mW
Operating temperature	T _{opr}	-10~+65	°C
Storage temperature	T _{stg}	-55~+125	°C



