

25C D ■ 8235605 0004499 7 ■ SIEG

T-31-23

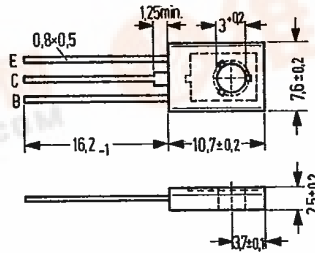
NPN Silicon Planar Transistors

BF 469
BF 471

SIEMENS AKTIENGESELLSCHAFT

BF 469 and BF 471 are epitaxial NPN silicon planar transistors in TO 126 plastic package (12 A 3 DIN 41869, sheet 4). The collector is conductively connected to the metallic mounting area of the transistor. With the complementary types BF 470 and BF 472, these transistors are particularly suitable for use in video B output stages of TV receivers.

Type	Ordering code
BF 469	Q62702-F497
BF 471	Q62702-F507
Spring washer	Q62902-B63
A3 DIN 137	
Mica washer	Q62902-B62



Approx. weight 0.5 g Dimensions in mm
Transistor fixing with M 3 screw;
starting torque max. 0.8 Nm;
washer or spring washer should be used.

Maximum ratings

	BF 469	BF 471	
Collector-base voltage	V_{CBO} 250	300	V
Collector-emitter voltage	V_{CEO} 250	-	V
Collector-emitter voltage	V_{CER} -	300	V
Emitter-base voltage	V_{EBO} 5	5	V
Collector current	I_C 30	30	mA
Collector peak current	I_{CM} 100	100	mA
Junction temperature	T_j 150	150	°C
Storage temperature range	T_{stg} -65 to +150	-65 to +150	°C
Total power dissipation ($T_{case} \leq 110^\circ C$)	P_{tot} 2	2	W

Thermal resistance

Junction to ambient air ¹⁾	R_{thJA}	≤ 100	≤ 100	K/W
Junction to case	R_{thJC}	≤ 20	≤ 20	K/W

1) For fixing the transistors with max. 4 mm long leads on PCBs with a 10 mm² large copper area for the collector terminal.



25C D ■ 8235605 0004500 T ■ SIEG

T-31-23

25C 04500 D

BF 469
BF 471

SIEMENS AKTIENGESELLSCHAFT

Static characteristics ($T_{amb} = 25^{\circ}\text{C}$)

		BF 469	BF 471	
Collector-base breakdown voltage ($I_C = 10 \mu\text{A}$)	$V_{(BR)CBO}$	> 250	> 300	V
Collector-emitter breakdown voltage ($I_C = 1 \mu\text{A}$)	$V_{(BR)CEO}$	> 250	-	V
Collector-emitter breakdown voltage ($R_{BE} = 2.7 \text{ k}\Omega$)	$V_{(BR)CER}$	-	> 300	V
Emitter-base breakdown voltage ($I_E = 10 \mu\text{A}$)	$V_{(BR)EBO}$	> 5	> 5	V
Collector cutoff current ($V_{CE} = 200 \text{ V}; R_{BE} = 2.7 \text{ k}\Omega; T_{amb} = 150^{\circ}\text{C}$)	I_{CER}	≤ 10	≤ 10	μA
Collector cutoff current ($V_{CB} = 200 \text{ V}$)	I_{CBO}	≤ 10	≤ 10	nA
Emitter cutoff current ($V_{EB} = 5 \text{ V}$)	I_{EBO}	≤ 10	≤ 10	μA
Collector-emitter saturation voltage ($I_C = 25 \text{ mA}; T_j = 150^{\circ}\text{C}$)	$V_{CEsat HF}$	20	-	V
($I_C = 25 \text{ mA}; T_{amb} = 150^{\circ}\text{C}$)		-	20	V
DC current gain ($I_C = 25 \text{ mA}; V_{CE} = 20 \text{ V}$)	h_{FE}	≥ 50	≥ 40	-

Dynamic characteristics ($T_{amb} = 25^{\circ}\text{C}$)

Transition frequency ($V_{CE} = 10 \text{ V}; I_C = 10 \text{ mA}$)	f_T	≥ 60	≥ 60	MHz
Reverse transfer capacitance ($V_{CB} = 30 \text{ V}$)	$-C_{12a}$	≤ 1.8	≤ 1.8	pF
Feedback time constant ($V_{CB} = 20 \text{ V}; -I_E = 10 \text{ mA}; f = 10.7 \text{ MHz}$)	$t_{bb' Cb'c}$	≤ 90	≤ 90	ps

546

1923

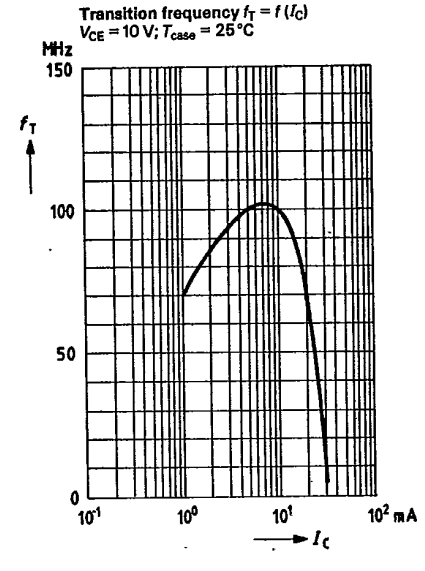
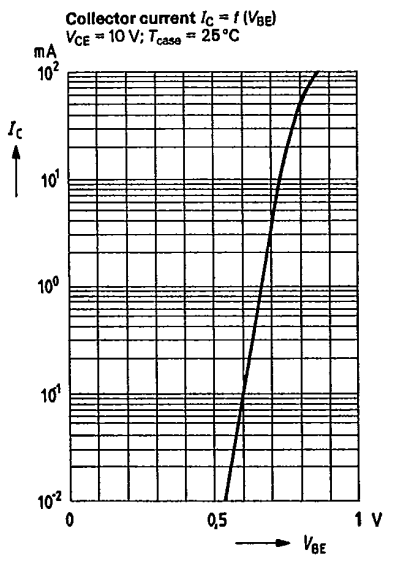
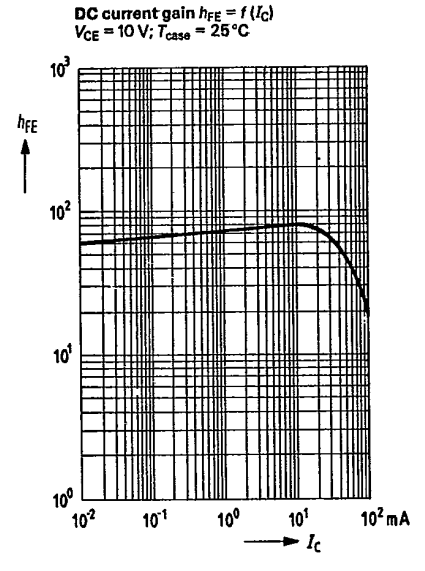
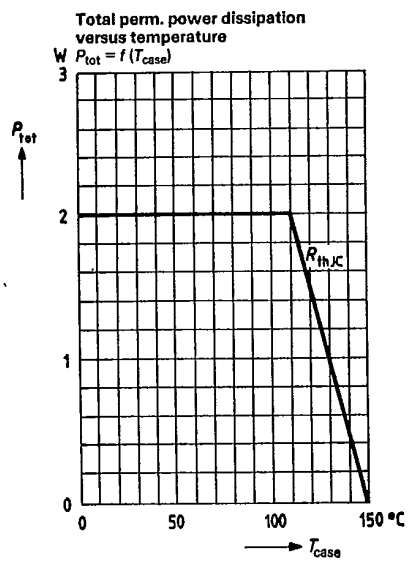
D-14

8235

25C D ■ 8235605 0004501 1 ■ SIEG
 25C 04501 D

T-31-23
 BF 469
 BF 471

SIEMENS AKTIENGESELLSCHAFT



1924 E-01

547