

BR805 THRU BR810



SINGLE PHASE 8.0 AMP BRIDGE RECTIFIERS



FEATURES

- * Low forward voltage
- * Low leakage current
- * Mounting: Hole thru for #6 screw
- * Mounting position: Any

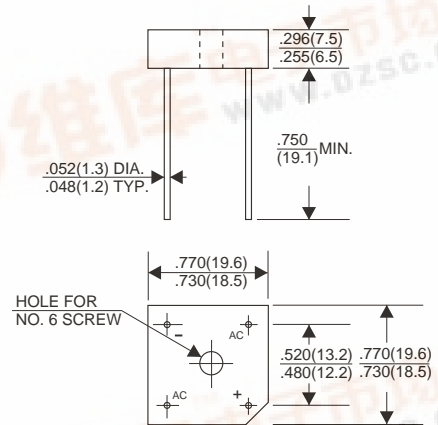
VOLTAGE RANGE

50 to 1000 Volts

CURRENT

8.0 Amperes

BR-8



Dimensions in inches and (millimeters)

MAXIMUM RATINGS AND ELECTRICAL CHARACTERISTICS

Rating 25°C ambient temperature unless otherwise specified.
 Single phase half wave, 60Hz, resistive or inductive load.
 For capacitive load, derate current by 20%.

| TYPE NUMBER | BR805 | BR81 | BR82 | BR84 | BR86 | BR88 | BR810 | UNITS | |
|--|-------|------|------|------|------|------|-------|------------|----|
| Maximum Recurrent Peak Reverse Voltage | 50 | 100 | 200 | 400 | 600 | 800 | 1000 | V | |
| Maximum RMS Voltage | 35 | 70 | 140 | 280 | 420 | 560 | 700 | V | |
| Maximum DC Blocking Voltage | 50 | 100 | 200 | 400 | 600 | 800 | 1000 | V | |
| Maximum Average Forward Rectified Current | | | | | | | | | |
| .375" (9.5mm) Lead Length at Tc=50°C | | | | | | | | 8.0 | A |
| Peak Forward Surge Current, 8.3 ms single half sine-wave superimposed on rated load (JEDEC method) | | | | | | | | 125 | A |
| Maximum Forward Voltage Drop per Bridge Element at 4.0A D.C. | | | | | | | | 1.1 | V |
| Maximum DC Reverse Current Ta=25°C | | | | | | | | 10 | mA |
| at Rated DC Blocking Voltage Ta=100°C | | | | | | | | 200 | mA |
| Operating Temperature Range, Tj | | | | | | | | -65 — +125 | °C |
| Storage Temperature Range, Tstg | | | | | | | | -65 — +150 | °C |

RATING AND CHARACTERISTIC CURVES (BR805 THRU BR810)

FIG.1-TYPICAL FORWARD CURRENT DERATING CURVE

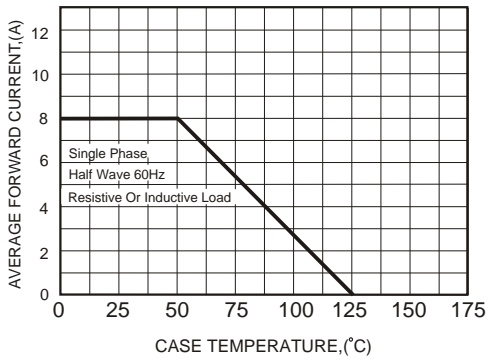


FIG.2-MAXIMUM NON-REPETITIVE FORWARD SURGE CURRENT

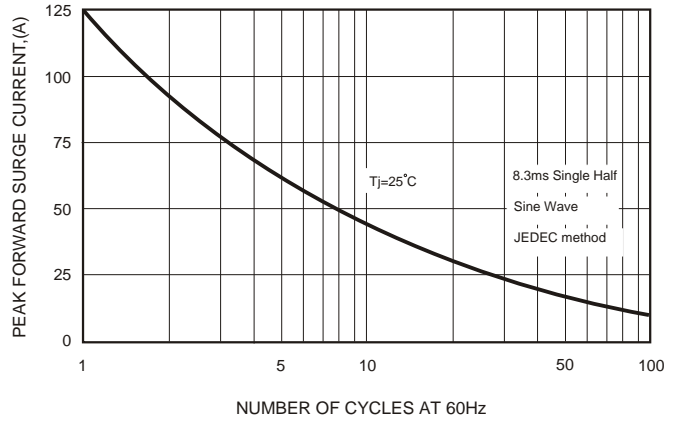


FIG.3-TYPICAL FORWARD CHARACTERISTICS

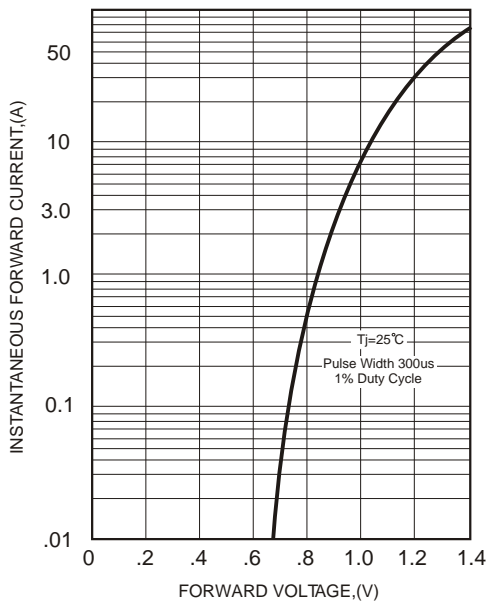


FIG.4-TYPICAL REVERSE CHARACTERISTICS

