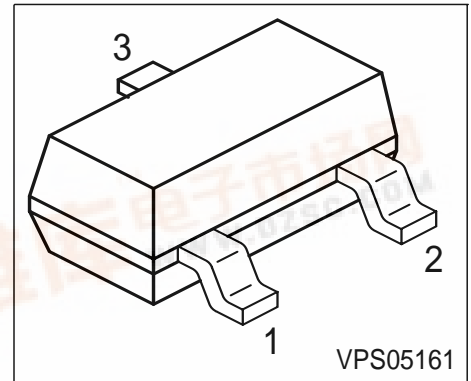




BSS80, BSS82

PNP Silicon Switching Transistors

- High DC current gain: 0.1mA to 500 mA
- Low collector-emitter saturation voltage
- Complementary types: BSS79, BSS81 (NPN)



Type	Marking	Pin Configuration			Package
BSS80B	CHs	1 = B	2 = E	3 = C	SOT23
BSS80C	CJs	1 = B	2 = E	3 = C	SOT23
BSS82B	CLs	1 = B	2 = E	3 = C	SOT23
BSS82C	CMs	1 = B	2 = E	3 = C	SOT23

Maximum Ratings

Parameter	Symbol	BSS80	BSS82	Unit
Collector-emitter voltage	V_{CEO}	40	60	V
Collector-base voltage	V_{CBO}		60	V
Emitter-base voltage	V_{EBO}		5	
DC collector current	I_C		800	mA
Peak collector current	I_{CM}		1	A
Base current	I_B		100	mA
Peak base current	I_{BM}		200	
Total power dissipation, $T_S = 77\text{ °C}$	P_{tot}		330	mW
Junction temperature	T_j		150	°C
Storage temperature	T_{stg}		-65 ... 150	

Thermal Resistance

Parameter	Symbol	Value	Unit
Junction - soldering point ¹⁾	R_{thJS}	≤220	K/W

¹⁾For calculation of R_{thJA} please refer to Application Note Thermal Resistance

Electrical Characteristics at $T_A = 25^\circ\text{C}$, unless otherwise specified.

Parameter	Symbol	Values			Unit
		min.	typ.	max.	
DC Characteristics					
Collector-emitter breakdown voltage $I_C = 10\text{ mA}, I_B = 0$	$V_{(BR)CEO}$				V
BSS80		40	-	-	
BSS82		60	-	-	
Collector-base breakdown voltage $I_C = 10\text{ }\mu\text{A}, I_E = 0$	$V_{(BR)CBO}$	60	-	-	
Emitter-base breakdown voltage $I_E = 10\text{ }\mu\text{A}, I_C = 0$	$V_{(BR)EBO}$	5	-	-	
Collector cutoff current $V_{CB} = 50\text{ V}, I_E = 0$	I_{CBO}	-	-	10	nA
Collector cutoff current $V_{CB} = 50\text{ V}, I_E = 0, T_A = 150\text{ }^\circ\text{C}$	I_{CBO}	-	-	10	μA
Emitter cutoff current $V_{EB} = 3\text{ V}, I_C = 0$	I_{EBO}	-	-	10	nA
DC current gain 1) $I_C = 100\text{ }\mu\text{A}, V_{CE} = 10\text{ V}$	h_{FE}				-
BSS80/82B		40	-	-	
BSS80/82C		75	-	-	
$I_C = 1\text{ mA}, V_{CE} = 10\text{ V}$					
BSS80/82B		40	-	-	
BSS80/82C		100	-	-	
$I_C = 10\text{ mA}, V_{CE} = 10\text{ V}$					
BSS80/82B		40	-	-	
BSS80/82C		100	-	-	
$I_C = 150\text{ mA}, V_{CE} = 10\text{ V}$					
BSS80/82B		40	-	120	
BSS80/82C		100	-	300	
$I_C = 500\text{ mA}, V_{CE} = 10\text{ V}$					
BSS80/82B		40	-	-	
BSS80/82C		50	-	-	
Collector-emitter saturation voltage1) $I_C = 150\text{ mA}, I_B = 15\text{ mA}$	V_{CEsat}				V
$I_C = 500\text{ mA}, I_B = 50\text{ mA}$		-	-	0.4	
		-	-	1.6	
Base-emitter saturation voltage 1) $I_C = 150\text{ mA}, I_B = 15\text{ mA}$	V_{BEsat}				
$I_C = 500\text{ mA}, I_B = 50\text{ mA}$		-	-	1.3	
		-	-	2.6	

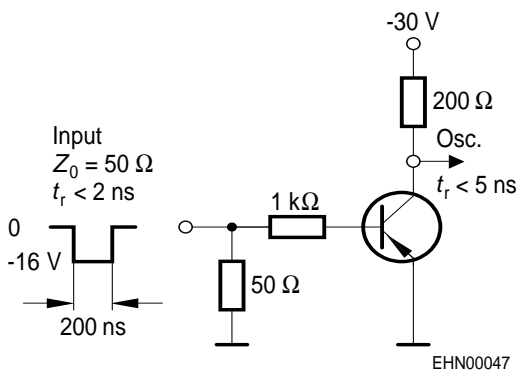
 1) Pulse test: $t \leq 300\text{ }\mu\text{s}$, $D = 2\%$

Electrical Characteristics at $T_A = 25^\circ\text{C}$, unless otherwise specified.

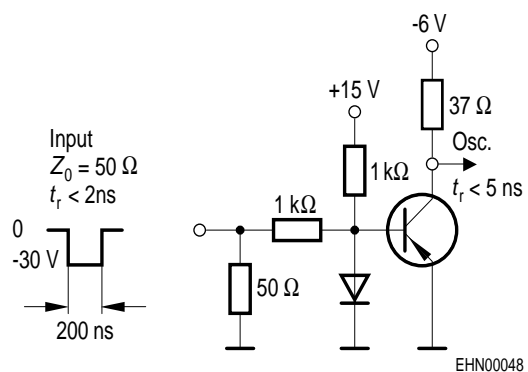
Parameter	Symbol	Values			Unit
		min.	typ.	max.	
AC Characteristics					
Transition frequency $I_C = 20\text{ mA}$, $V_{CE} = 20\text{ V}$, $f = 100\text{ MHz}$	f_T	-	250	-	MHz
Collector-base capacitance $V_{CB} = 10\text{ V}$, $f = 1\text{ MHz}$	C_{cb}	-	6	-	pF
Delay time $V_{CC} = 30\text{ V}$, $I_C = 150\text{ mA}$, $I_{B1} = 15\text{ mA}$, $V_{BE(\text{off})} = 0.5\text{ V}$	t_d	-	-	10	ns
Rise time $V_{CC} = 30\text{ V}$, $I_C = 150\text{ mA}$, $I_{B1} = 15\text{ mA}$, $V_{BE(\text{off})} = 0.5\text{ V}$	t_r	-	-	40	
Storage time $V_{CC} = 30\text{ V}$, $I_C = 150\text{ mA}$, $I_{B1} = I_{B2} = 15\text{ mA}$	t_{stg}	-	-	80	
Fall time $V_{CC} = 30\text{ V}$, $I_C = 150\text{ mA}$, $I_{B1} = I_{B2} = 15\text{ mA}$	t_f	-	-	30	

Test circuits

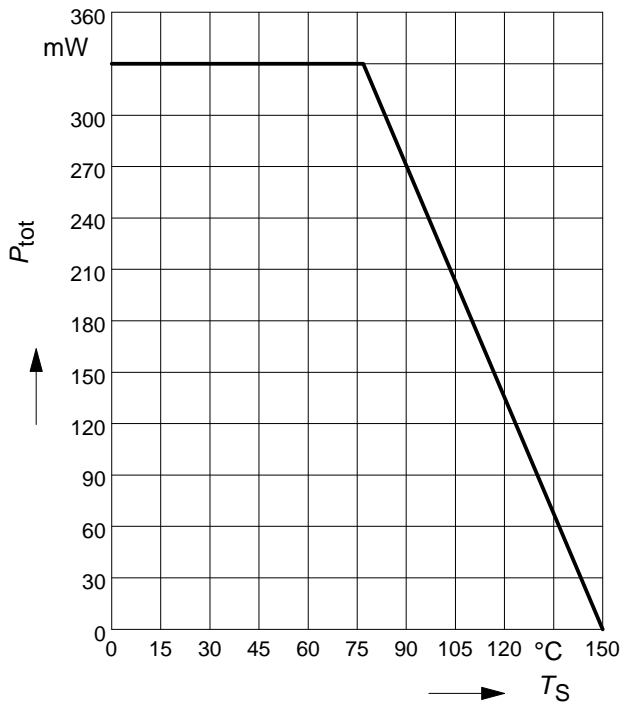
Delay and rise time



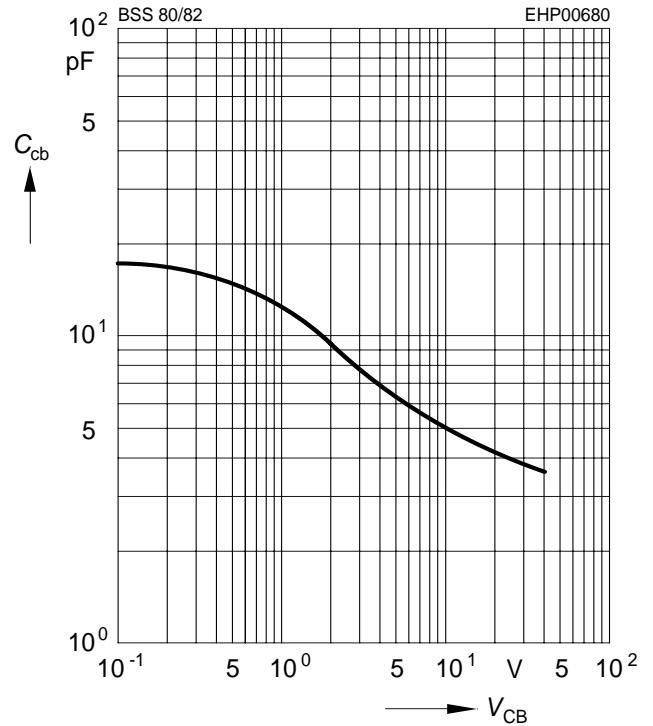
Storage and fall time



Total power dissipation $P_{tot} = f(T_S)$

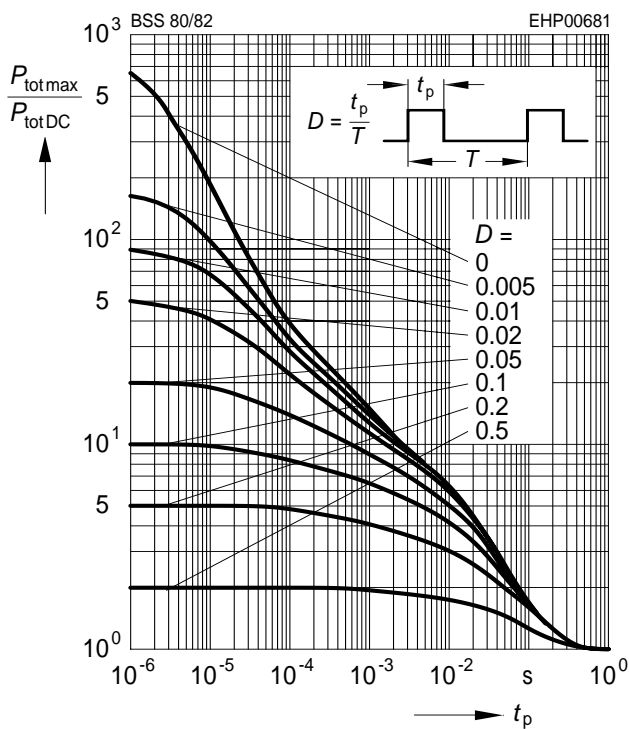


**Collector-base capacitance $C_{CB} = f(V_{CB})$
 $f = 1\text{MHz}$**



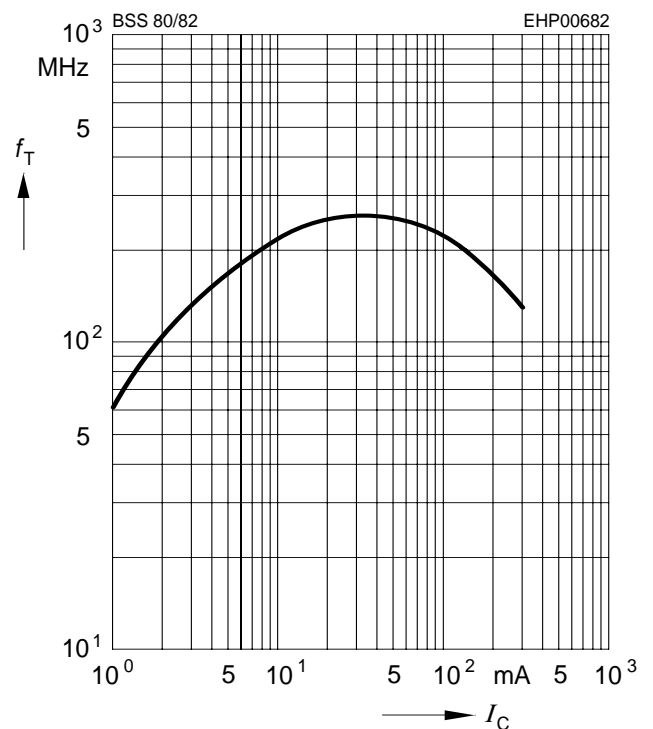
Permissible pulse load

$P_{totmax} / P_{totDC} = f(t_p)$

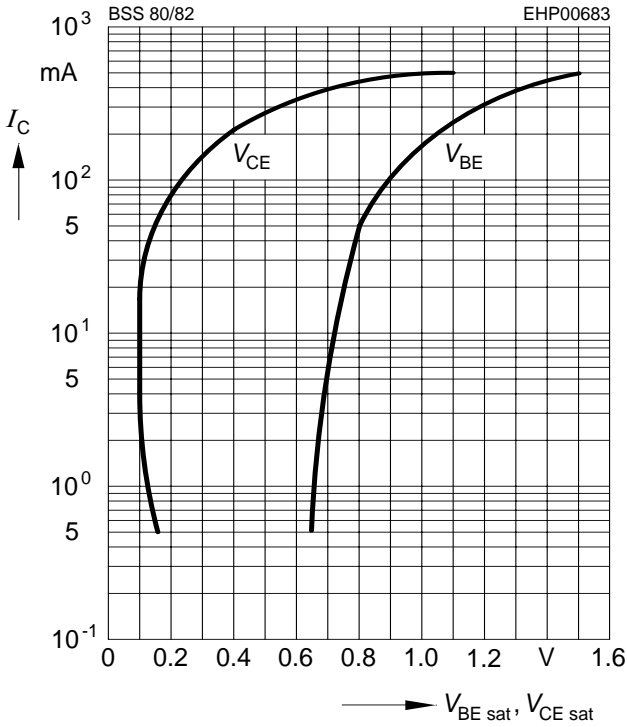


Transition frequency $f_T = f(I_C)$

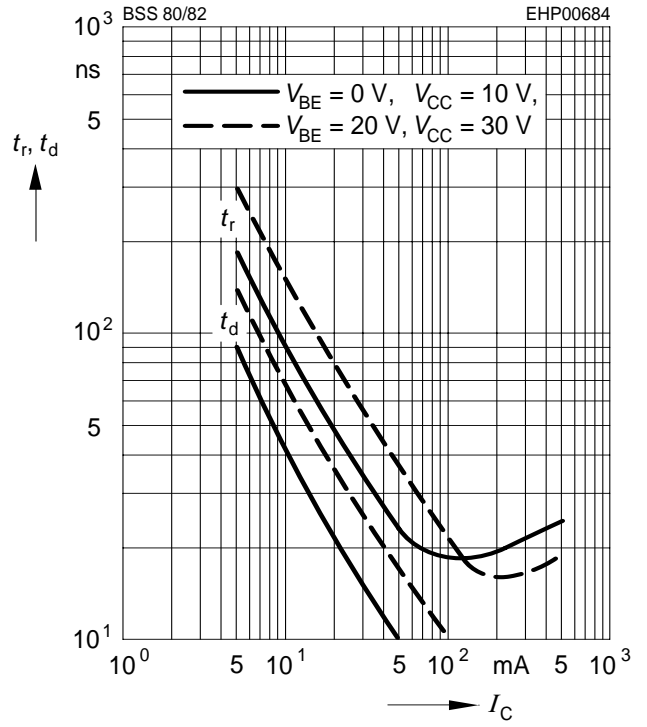
$V_{CE} = 20\text{V}$



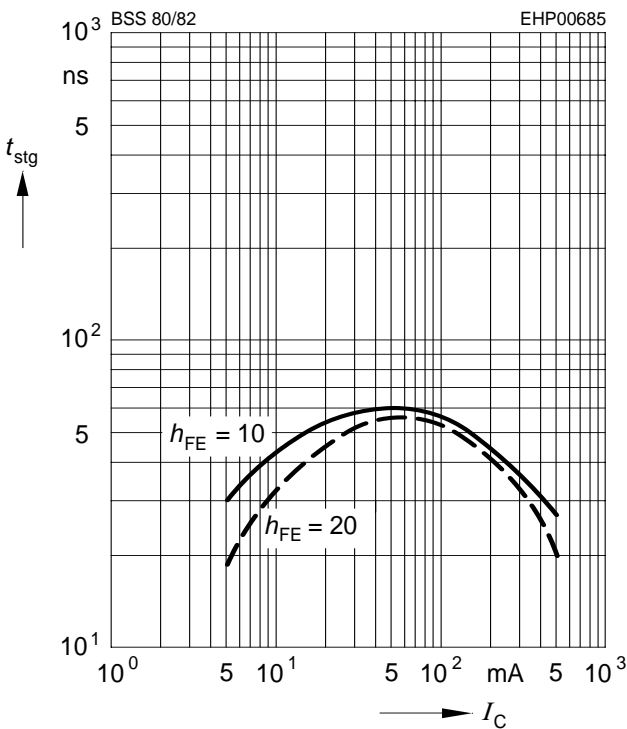
Saturation voltage $I_C = f(V_{BEsat}, V_{CEsat})$
 $h_{FE} = 10$



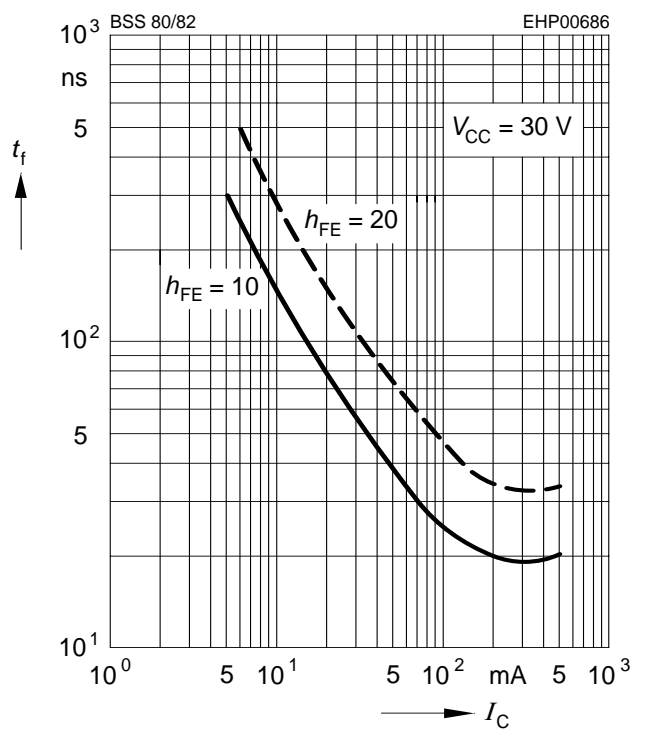
Delay time $t_d = f(I_C)$
Rise time $t_r = f(I_C)$



Storage time $t_{stg} = f(I_C)$



Fall time $t_f = f(I_C)$



DC current gain $h_{FE} = f(I_C)$

$V_{CE} = 10V$

