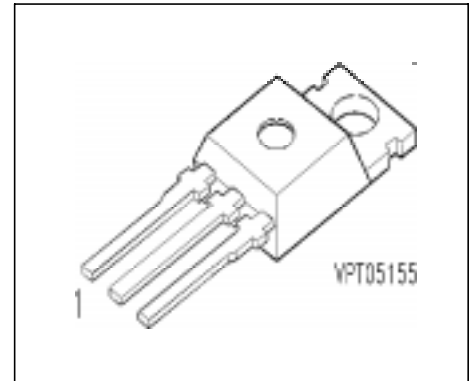


IGBT With Antiparallel Diode

Preliminary data

- Low forward voltage drop
- High switching speed
- Low tail current
- Latch-up free
- Including fast free-wheel diode



Pin 1	Pin 2	Pin 3
G	C	E

Type	V_{CE}	I_C	Package	Ordering Code
BUP 410D	600V	13A	TO-220 AB	Q67040-A4425-A2

Maximum Ratings

Parameter	Symbol	Values	Unit
Collector-emitter voltage	V_{CE}	600	V
Collector-gate voltage	V_{CGR}	600	
$R_{GE} = 20 \text{ k}\Omega$			
Gate-emitter voltage	V_{GE}	± 20	
DC collector current	I_C		A
$T_C = 25 \text{ }^\circ\text{C}$		13	
$T_C = 90 \text{ }^\circ\text{C}$		8	
Pulsed collector current, $t_p = 1 \text{ ms}$	I_{Cpuls}		
$T_C = 25 \text{ }^\circ\text{C}$		26	
$T_C = 90 \text{ }^\circ\text{C}$		16	
Diode forward current	I_F		
$T_C = 90 \text{ }^\circ\text{C}$		11	
Pulsed diode current, $t_p = 1 \text{ ms}$	I_{Fpuls}		
$T_C = 25 \text{ }^\circ\text{C}$		72	
Power dissipation	P_{tot}		W
$T_C = 25 \text{ }^\circ\text{C}$		50	
Chip or operating temperature	T_j	-55 ... + 150	$^\circ\text{C}$
Storage temperature	T_{stg}	-55 ... + 150	

Maximum Ratings

Parameter	Symbol	Values	Unit
DIN humidity category, DIN 40 040	-	E	-
IEC climatic category, DIN IEC 68-1	-	55 / 150 / 56	

Thermal Resistance

Thermal resistance, chip case	R_{thJC}	≤ 2.5	K/W
Diode thermal resistance, chip case	R_{thJCd}	3.1	

Electrical Characteristics, at $T_j = 25\text{ }^\circ\text{C}$, unless otherwise specified

Parameter	Symbol	Values			Unit
		min.	typ.	max.	

Static Characteristics

Gate threshold voltage $V_{GE} = V_{CE}, I_C = 0.35\text{ mA}, T_j = 25\text{ }^\circ\text{C}$	$V_{GE(th)}$	4.5	5.5	6.5	V
Collector-emitter saturation voltage $V_{GE} = 15\text{ V}, I_C = 6\text{ A}, T_j = 25\text{ }^\circ\text{C}$	$V_{CE(sat)}$	-	2.1	2.7	
$V_{GE} = 15\text{ V}, I_C = 6\text{ A}, T_j = 125\text{ }^\circ\text{C}$		-	2.2	2.8	
$V_{GE} = 15\text{ V}, I_C = 12\text{ A}, T_j = 25\text{ }^\circ\text{C}$		-	3	-	
$V_{GE} = 15\text{ V}, I_C = 12\text{ A}, T_j = 125\text{ }^\circ\text{C}$		-	3.3	-	
Zero gate voltage collector current $V_{CE} = 600\text{ V}, V_{GE} = 0\text{ V}, T_j = 25\text{ }^\circ\text{C}$	I_{CES}	-	-	80	μA
Gate-emitter leakage current $V_{GE} = 25\text{ V}, V_{CE} = 0\text{ V}$	I_{GES}	-	-	100	nA

AC Characteristics

Transconductance $V_{CE} = 20 \text{ V}, I_C = 6 \text{ A}$	g_{fs}	2	-	-	S
Input capacitance $V_{CE} = 25 \text{ V}, V_{GE} = 0 \text{ V}, f = 1 \text{ MHz}$	C_{iss}	-	320	430	pF
Output capacitance $V_{CE} = 25 \text{ V}, V_{GE} = 0 \text{ V}, f = 1 \text{ MHz}$	C_{oss}	-	40	60	
Reverse transfer capacitance $V_{CE} = 25 \text{ V}, V_{GE} = 0 \text{ V}, f = 1 \text{ MHz}$	C_{rss}	-	25	40	

Electrical Characteristics, at $T_j = 25 \text{ }^\circ\text{C}$, unless otherwise specified

Parameter	Symbol	Values			Unit
		min.	typ.	max.	

Switching Characteristics, Inductive Load at $T_j = 125 \text{ }^\circ\text{C}$

Turn-on delay time $V_{CC} = 300 \text{ V}, V_{GE} = 15 \text{ V}, I_C = 6 \text{ A}$ $R_{Gon} = 100 \text{ } \Omega$	$t_{d(on)}$	-	20	35	ns
Rise time $V_{CC} = 300 \text{ V}, V_{GE} = 15 \text{ V}, I_C = 6 \text{ A}$ $R_{Gon} = 100 \text{ } \Omega$	t_r	-	60	90	
Turn-off delay time $V_{CC} = 300 \text{ V}, V_{GE} = -15 \text{ V}, I_C = 6 \text{ A}$ $R_{Goff} = 100 \text{ } \Omega$	$t_{d(off)}$	-	175	240	
Fall time $V_{CC} = 300 \text{ V}, V_{GE} = -15 \text{ V}, I_C = 6 \text{ A}$ $R_{Goff} = 100 \text{ } \Omega$	t_f	-	160	220	

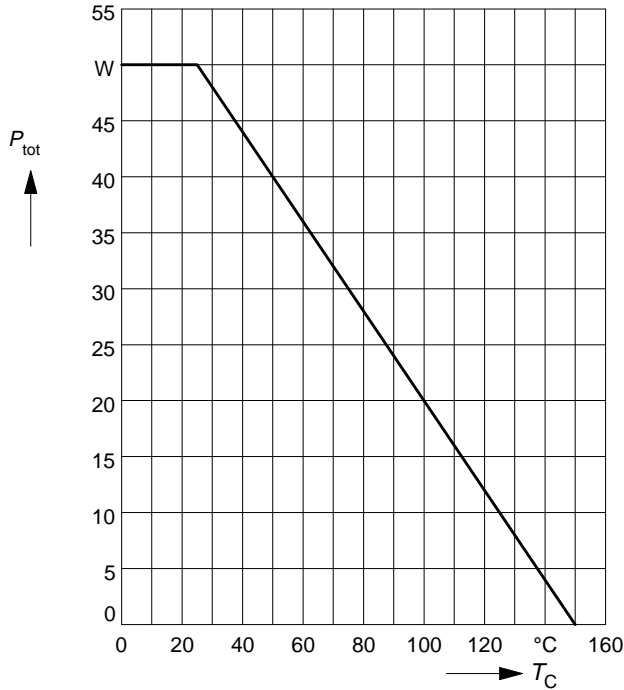
Free-Wheel Diode

Diode forward voltage $I_F = 10 \text{ A}$, $V_{GE} = 0 \text{ V}$, $T_j = 25 \text{ °C}$	V_F	-	1.65	-	V
Reverse recovery time $I_F = 10 \text{ A}$, $V_R = -300 \text{ V}$, $V_{GE} = 0 \text{ V}$ $di_F/dt = -100 \text{ A}/\mu\text{s}$ $T_j = 25 \text{ °C}$ $T_j = 125 \text{ °C}$	t_{rr}	-	-	-	ns
Reverse recovery charge $I_F = 10 \text{ A}$, $V_R = -300 \text{ V}$, $V_{GE} = 0 \text{ V}$ $di_F/dt = -100 \text{ A}/\mu\text{s}$ $T_j = 25 \text{ °C}$ $T_j = 125 \text{ °C}$	Q_{rr}	-	0.2	0.37	μC
		-	0.4	0.74	

Power dissipation

$$P_{\text{tot}} = f(T_C)$$

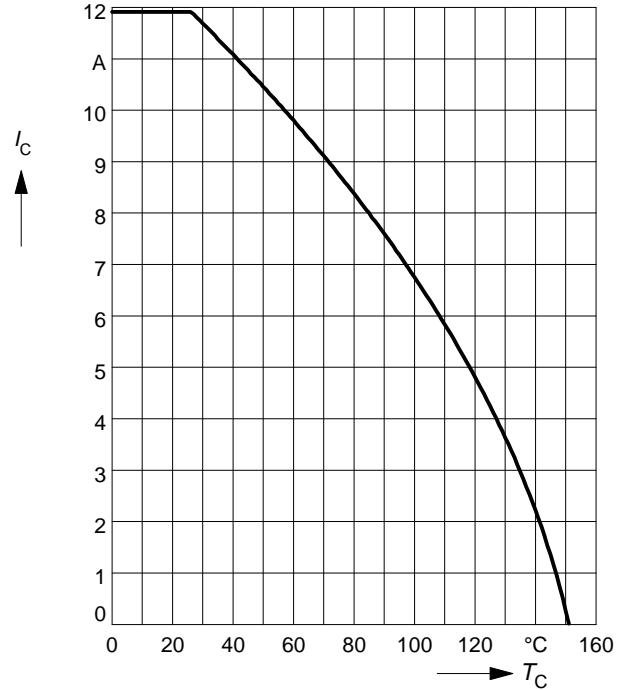
parameter: $T_j \leq 150^\circ\text{C}$



Collector current

$$I_C = f(T_C)$$

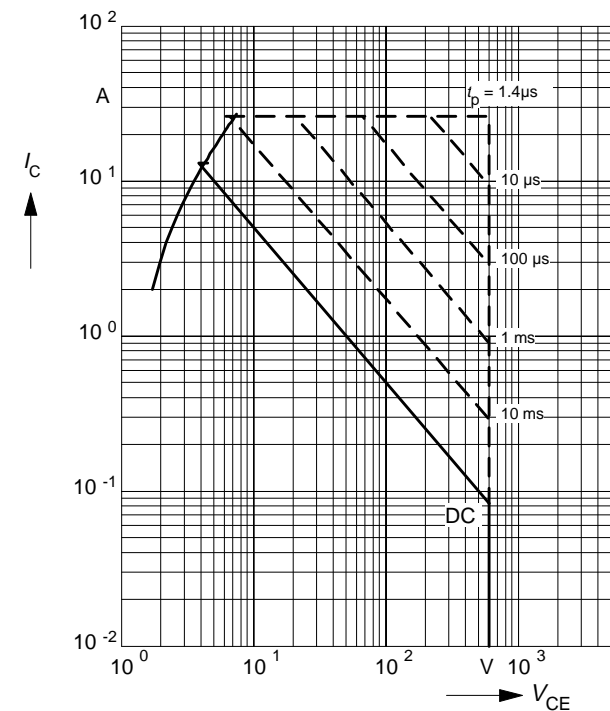
parameter: $V_{\text{GE}} \geq 15\text{ V}$, $T_j \leq 150^\circ\text{C}$



Safe operating area

$$I_C = f(V_{\text{CE}})$$

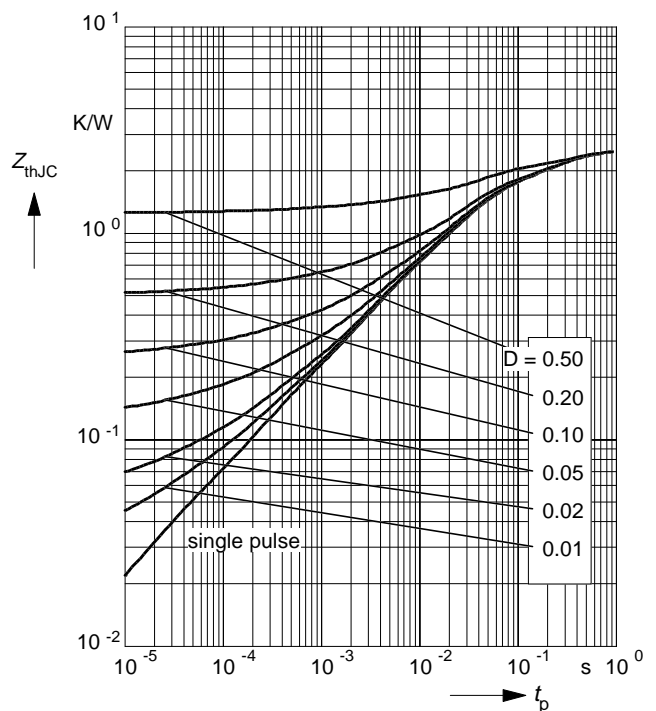
parameter: $D = 0$, $T_C = 25^\circ\text{C}$, $T_j \leq 150^\circ\text{C}$



Transient thermal impedance IGBT

$$Z_{\text{thJC}} = f(t_p)$$

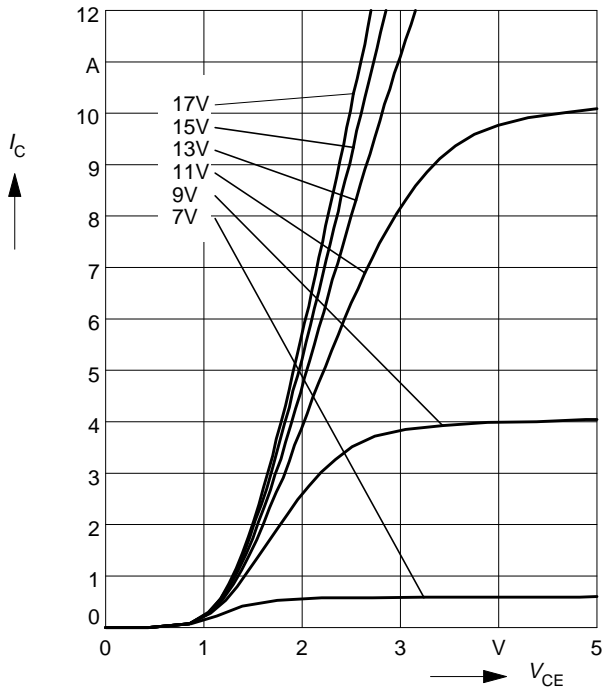
parameter: $D = t_p / T$



Typ. output characteristics

$$I_C = f(V_{CE})$$

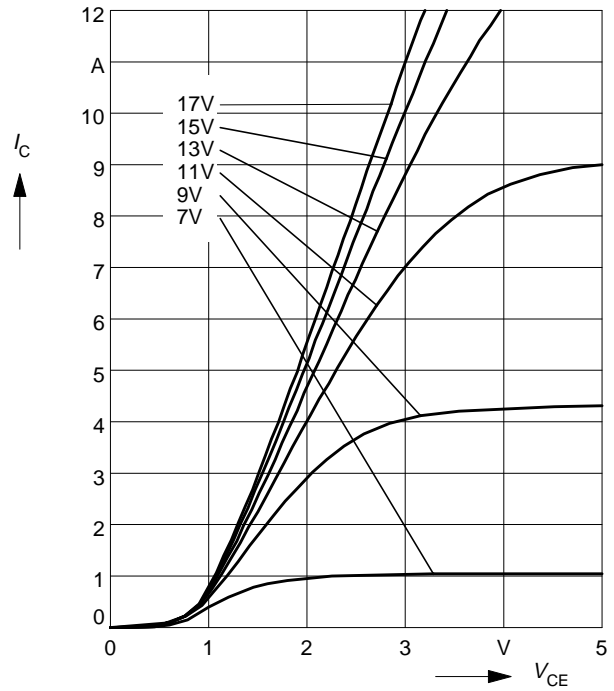
parameter: $t_p = 80 \mu s, T_j = 25^\circ C$



Typ. output characteristics

$$I_C = f(V_{CE})$$

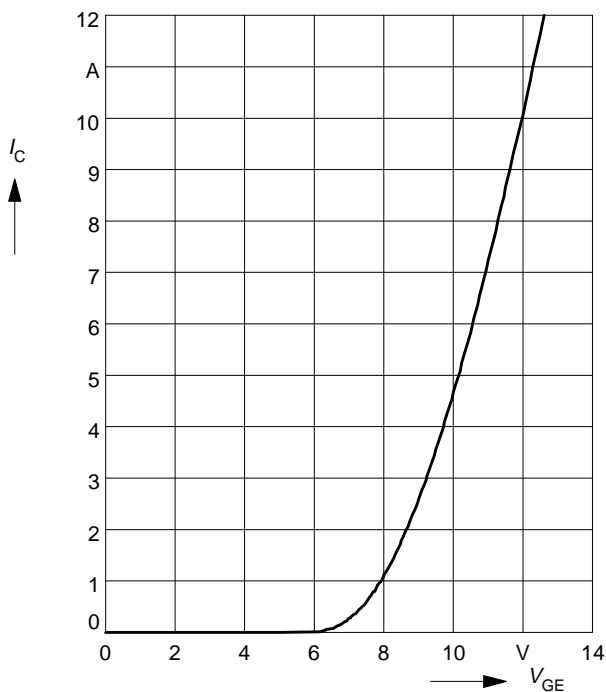
parameter: $t_p = 80 \mu s, T_j = 125^\circ C$



Typ. transfer characteristics

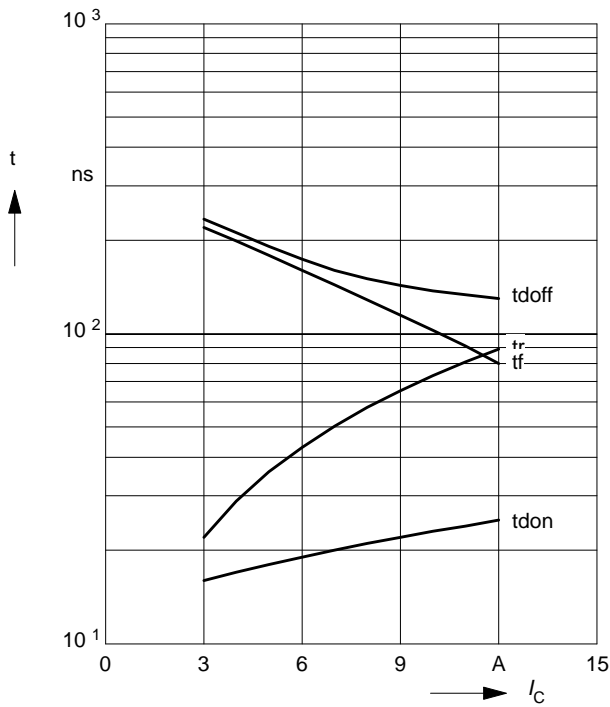
$$I_C = f(V_{GE})$$

parameter: $t_p = 80 \mu s, V_{CE} = 20 V$



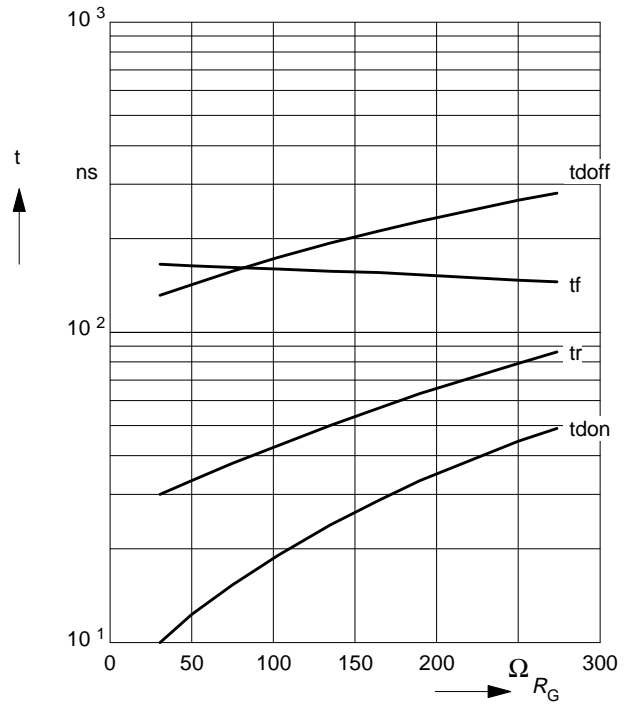
Typ. switching time

$t = f(I_C)$, inductive load, $T_j = 125^\circ\text{C}$
 par.: $V_{CE} = 300\text{ V}$, $V_{GE} = \pm 15\text{ V}$, $R_G = 100\ \Omega$



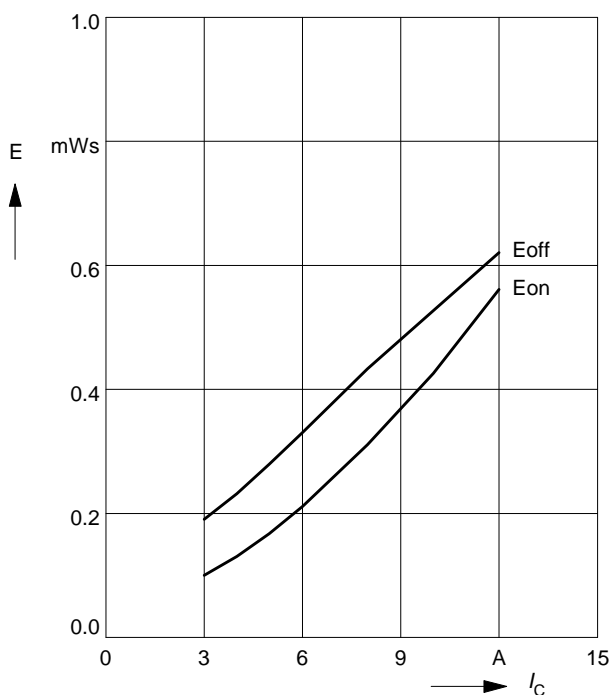
Typ. switching time

$t = f(R_G)$, inductive load, $T_j = 125^\circ\text{C}$
 par.: $V_{CE} = 300\text{ V}$, $V_{GE} = \pm 15\text{ V}$, $I_C = 6\text{ A}$



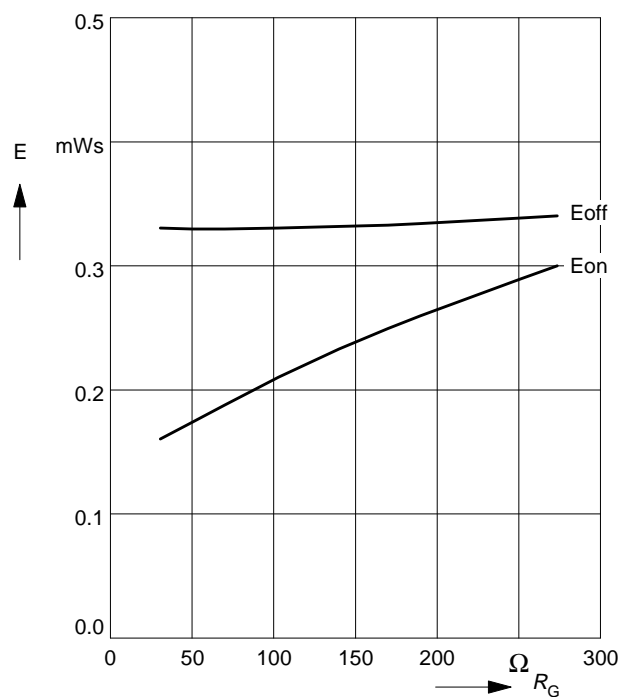
Typ. switching losses

$E = f(I_C)$, inductive load, $T_j = 125^\circ\text{C}$
 par.: $V_{CE} = 300\text{ V}$, $V_{GE} = \pm 15\text{ V}$, $R_G = 100\ \Omega$



Typ. switching losses

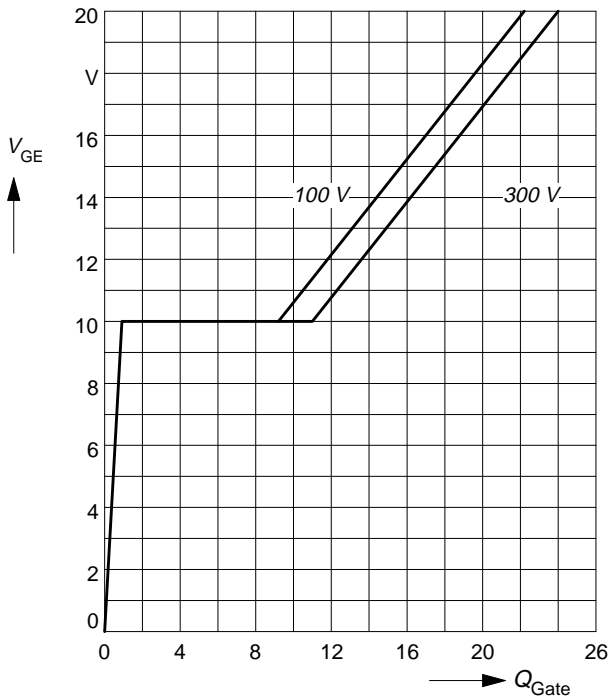
$E = f(R_G)$, inductive load, $T_j = 125^\circ\text{C}$
 par.: $V_{CE} = 300\text{ V}$, $V_{GE} = \pm 15\text{ V}$, $I_C = 6\text{ A}$



Typ. gate charge

$$V_{GE} = f(Q_{Gate})$$

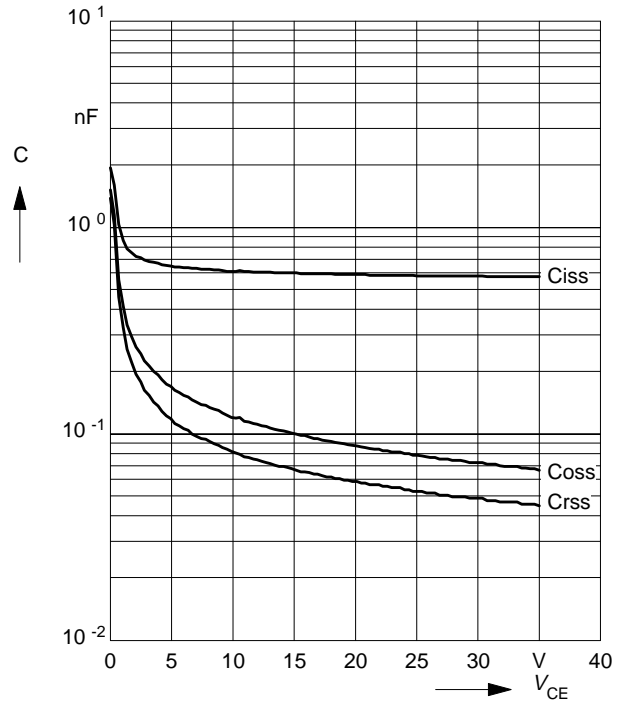
parameter: $I_{C\ puls} = 6\ A$



Typ. capacitances

$$C = f(V_{CE})$$

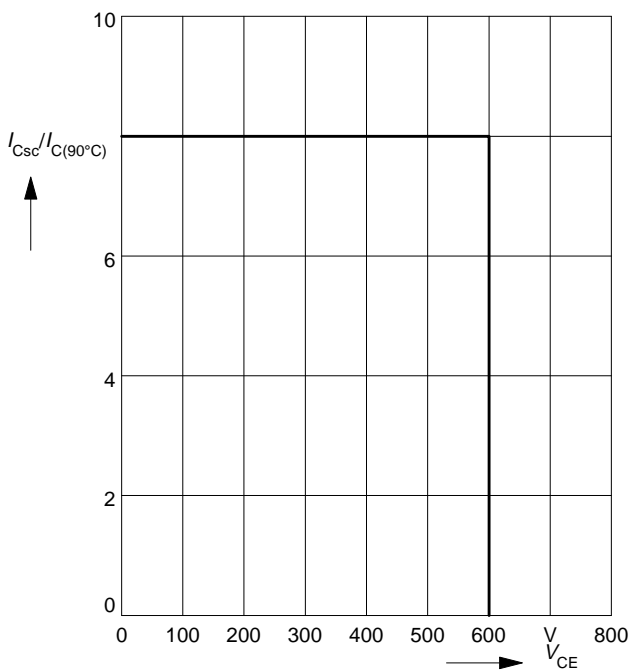
parameter: $V_{GE} = 0\ V, f = 1\ MHz$



Short circuit safe operating area

$$I_{Csc} = f(V_{CE}), T_j = 150^\circ C$$

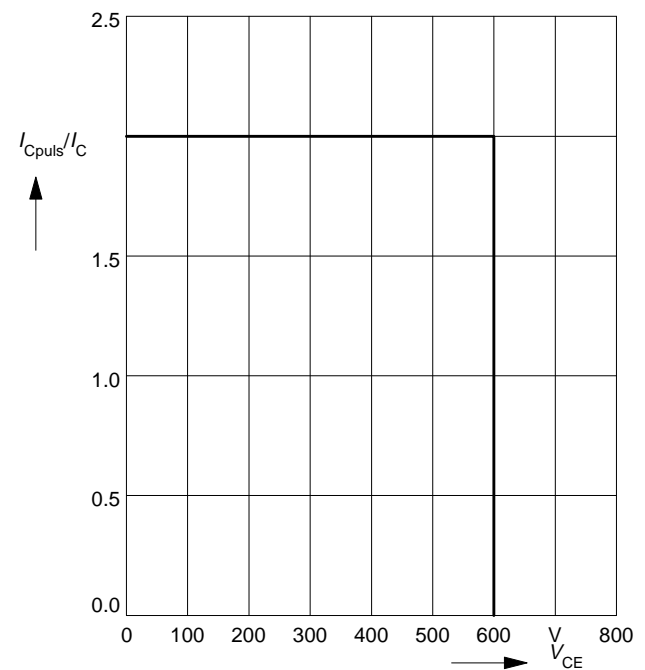
parameter: $V_{GE} = \pm 15\ V, t_{sc} \le 10\ \mu s, L < 50\ nH$



Reverse biased safe operating area

$$I_{Cpuls} = f(V_{CE}), T_j = 150^\circ C$$

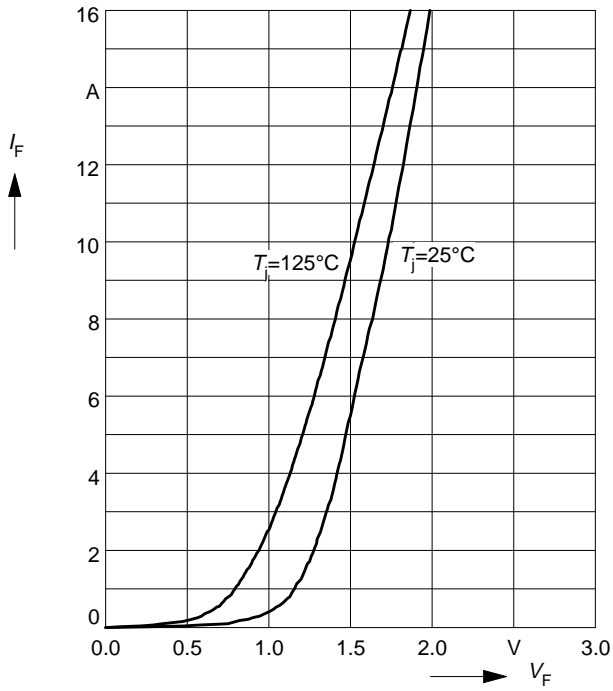
parameter: $V_{GE} = 15\ V$



Typ. forward characteristics

$$I_F = f(V_F)$$

parameter: T_j



Transient thermal impedance Diode

$$Z_{th\,JC} = f(t_p)$$

parameter: $D = t_p / T$

