

88D D ■ 8235605 0014876 6 ■ SIEG

88D 14876 D T-39-13

BUZ 201

SIEMENS AKTIENGESELLSCHAFT

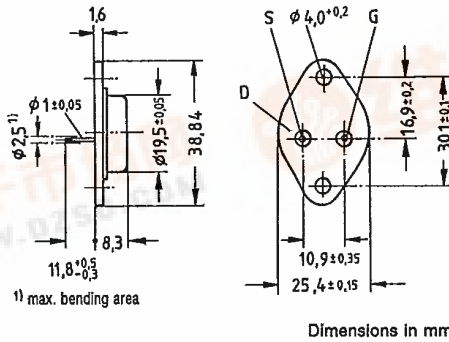
Main ratings

Drain-source voltage $V_{DS} = 400\text{ V}$
 Continuous drain current $I_D = 12,5\text{ A}$
 Drain-source on-resistance $R_{DS(on)} = 0,4\ \Omega$



Description FREDET with fast-recovery reverse diode, N-channel, enhancement mode
Case Metal case 3A2 in accordance with DIN 41 872, or TO 204 AA (TO 3) in accordance with JEDEC. Approx. weight 12 g

Type	Ordering code
BUZ 201	C67078-A1101-A2



Maximum ratings

Description	Symbols	Rated	Units	Conditions
Drain-source voltage	V_{DS}	400	V	
Drain-gate voltage	V_{DGR}	400	V	$R_{GS} = 20\text{ k}\Omega$
Continuous drain current	I_D	12,5	A	$T_C = 30\text{ }^\circ\text{C}$
Pulsed drain current	I_{Dpuls}	50	A	$T_C = 25\text{ }^\circ\text{C}$
Gate-source voltage	V_{GS}	± 20	V	
Max. power dissipation	P_D	125	W	$T_C = 25\text{ }^\circ\text{C}$
Operating and storage temperature range	T_j T_{stg}	$-55 \dots +150$	$^\circ\text{C}$	
DIN humidity category	C			DIN 40 040
IEC climatic category	55/150/56			DIN IEC 68-1
Thermal resistance				
Chip - case	R_{thJC}	$\leq 1,0$	K/W	
Chip - ambient	R_{thJA}	≤ 35	K/W	

586

1168

G-01



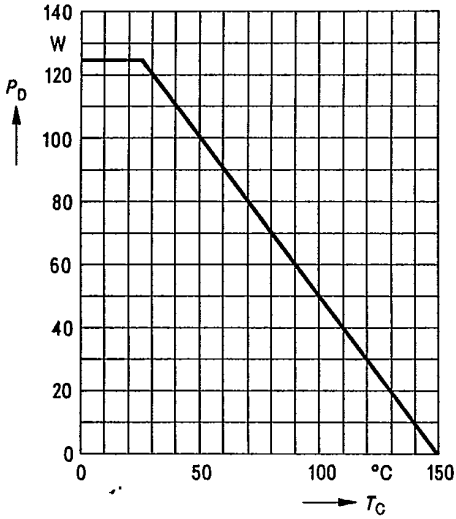
SIEMENS AKTIENGESELLSCHAFT

Electrical characteristics

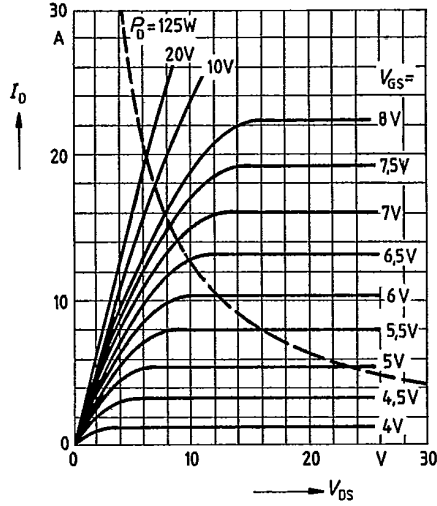
(at $T_j = 25^\circ\text{C}$ unless otherwise specified)

Description	Symbol	Characteristics			Unit	Conditions
		min.	typ.	max.		
Static ratings						
Drain-source breakdown voltage	$V_{(BR)DSS}$	400	—	—	V	$V_{GS} = 0V$ $I_D = 0,25mA$
Gate threshold voltage	$V_{GS(th)}$	2,1	3,0	4,0		$V_{DS} = V_{GS}$ $I_D = 1mA$
Zero gate voltage drain current	I_{DSS}	—	20	250	μA	$T_j = 25^\circ\text{C}$ $T_j = 125^\circ\text{C}$ $V_{DS} = 400V$ $V_{GS} = 0V$
Gate-source leakage current	I_{GSS}	—	10	100	nA	$V_{GS} = 20V$ $V_{DS} = 0V$
Drain-source on-resistance	$R_{DS(on)}$	—	0,35	0,40	Ω	$V_{GS} = 10V$ $I_D = 8A$
Dynamic ratings						
Forward transconductance	g_{fs}	3,3	5,2	—	S	$V_{DS} = 25V$ $I_D = 8A$
Input capacitance	C_{iss}	—	3,8	4,9	nF	$V_{GS} = 0V$ $V_{DS} = 25V$ $f = 1MHz$
Output capacitance	C_{oss}	—	300	500	pF	
Reverse transfer capacitance	C_{rss}	—	120	200		
Turn-on time t_{on} ($t_{on} = t_{d(on)} + t_r$)	$t_{d(on)}$	—	50	75	ns	$V_{CC} = 30V$ $I_D = 2,9A$ $V_{GS} = 10V$ $R_{GS} = 50\Omega$
	t_r	—	80	120		
Turn-off time t_{off} ($t_{off} = t_{d(off)} + t_f$)	$t_{d(off)}$	—	330	430		
	t_f	—	110	140		
Fast-recovery reverse diode						
Continuous reverse drain current	I_{DR}	—	—	12,5	A	$T_C = 25^\circ\text{C}$
Pulsed reverse drain current	I_{DRM}	—	—	50		
Diode forward on-voltage	V_{SD}	—	1,3	1,7	V	$I_F = 2 \times I_{DR}$ $V_{GS} = 0V, T_j = 25^\circ\text{C}$
Reverse recovery time	t_{rr}	—	180	250	ns	$T_j = 25^\circ\text{C}$ $T_j = 150^\circ\text{C}$ $I_F = I_{DR}$ $dI_F/dt = 100A/\mu s$ $V_R = 100V$
		—	220	300		
Reverse recovery charge	Q_{rr}	—	0,65	1,2	μC	
		—	2,6	5,0		
Repetitive peak reverse current	I_{RRM}	—	—	—	A	
		—	15	—		

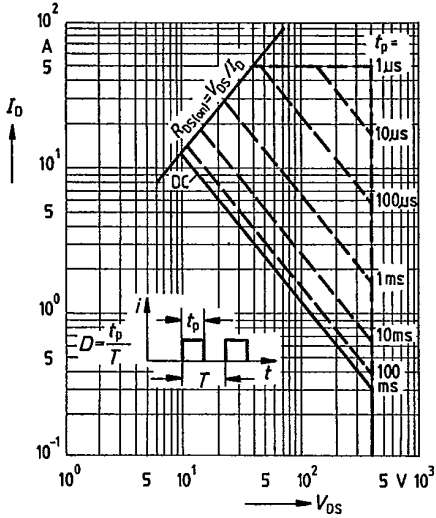
Power dissipation $P_D = f(T_C)$



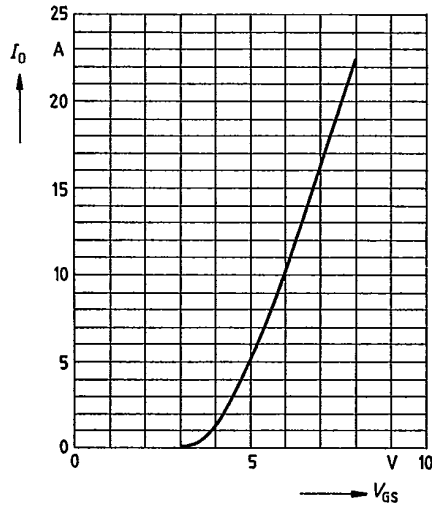
Typical output characteristics $I_D = f(V_{DS})$
 parameter: 80 μ s pulse test,
 $T_J = 25^\circ\text{C}$



Safe operating area $I_D = f(V_{DS})$
 parameter: $D = 0.01$, $T_C = 25^\circ\text{C}$

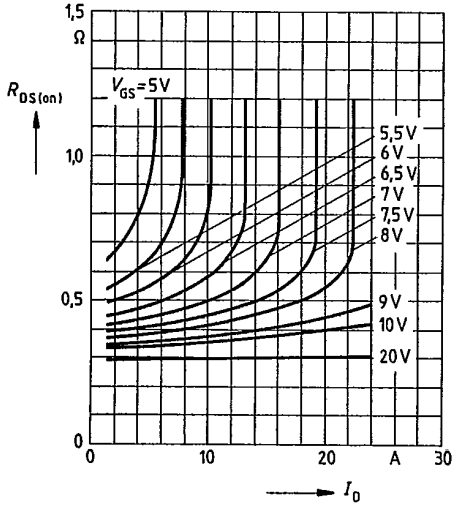


Typical transfer characteristic $I_D = f(V_{GS})$
 parameter: 80 μ s pulse test,
 $V_{DS} = 25\text{V}$, $T_J = 25^\circ\text{C}$



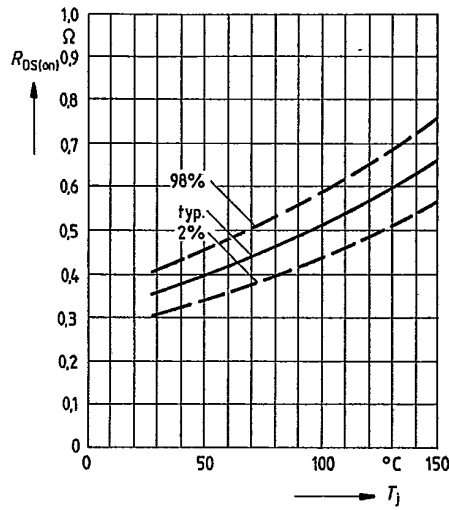
Typical drain-source on-state resistance

$R_{DS(on)} = f(I_D)$
parameter: $V_{GS} = 5V$; $T_J = 25^\circ C$



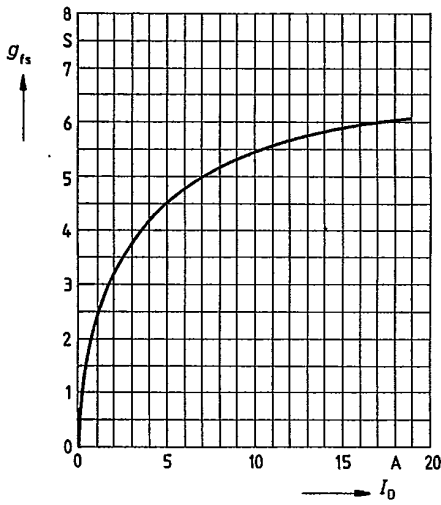
Drain-source on-state resistance

$R_{DS(on)} = f(T_J)$
parameter: $I_D = 4.2A$, $V_{GS} = 10V$
(spread)



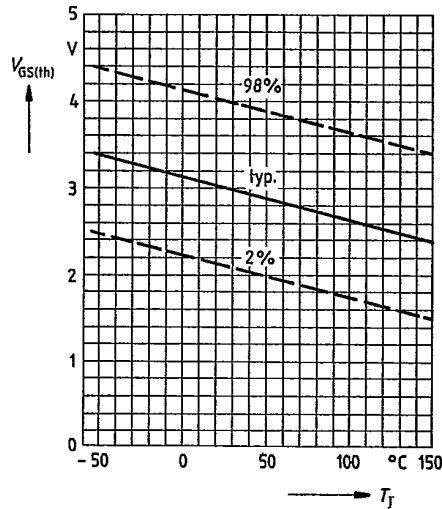
Typical transconductance $g_{fs} = f(I_D)$

parameter: 80 μs pulse test,
 $V_{DS} = 25V$, $T_J = 25^\circ C$



Gate threshold voltage $V_{GS(th)} = f(T_J)$

parameter: $V_{DS} = V_{GS}$, $I_D = 1mA$
(spread)

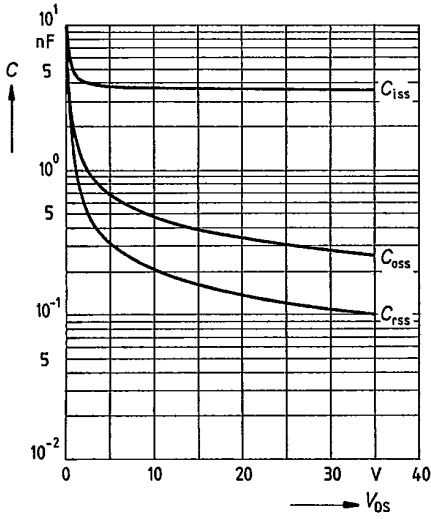


88D D ■ 8235605 0014880 8 ■ SIEG

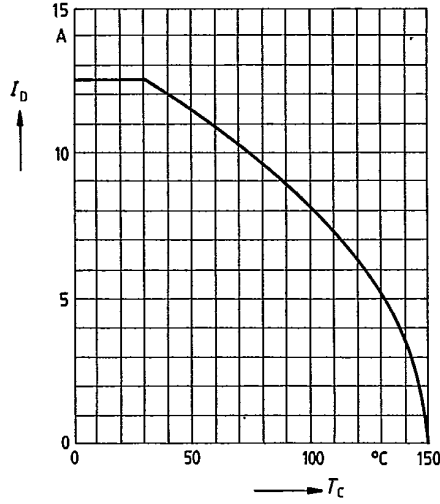
SIEMENS AKTIENGESELLSCHAFT T-39-13

BUZ 201

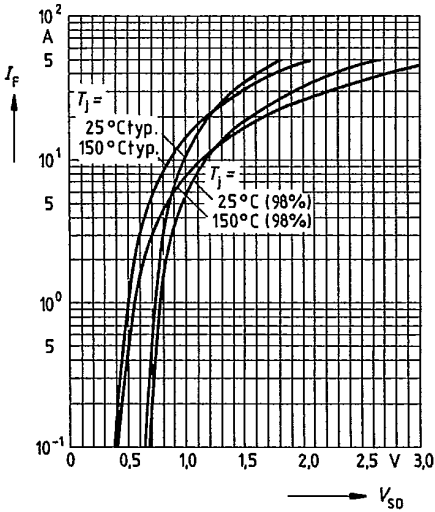
Typical capacitances $C = f(V_{DS})$
parameter: $V_{GS} = 0, f = 1\text{MHz}$



Continuous drain current $I_D = f(T_C)$
parameter: $V_{GS} \geq 10\text{V}$



Forward characteristic of reverse diode
 $I_F = f(V_{SD})$
parameter: $T_J, t_p = 80 \mu\text{s}$
(spread)

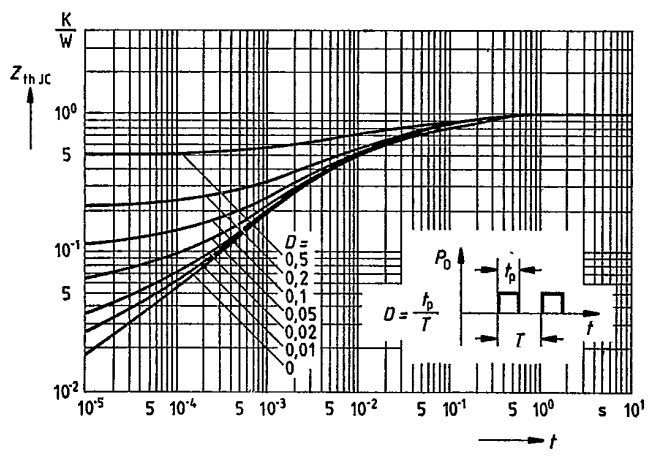


590

1172

G-05

Transient thermal impedance $Z_{thJC} = f(t)$
 parameter: $D = t_p/T$



Typical gate-charge $V_{GS} = f(Q_{Gate})$
 parameter: $I_{D,puls} = 17,3A$

