

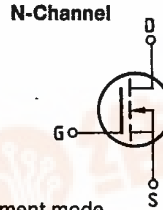
88D D 8235605 0014882 1 SIEG  
88D 14882 D T-39-13

BUZ 202

SIEMENS AKTIENGESELLSCHAFT

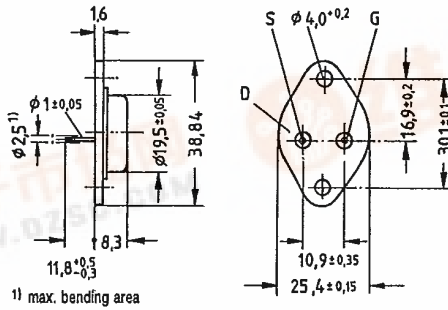
**Main ratings**

Drain-source voltage  $V_{DS} = 400\text{ V}$   
 Continuous drain current  $I_D = 11,5\text{ A}$   
 Drain-source on-resistance  $R_{DS(on)} = 0,5\ \Omega$



**Description** FREDET with fast-recovery reverse diode, N-channel, enhancement mode  
**Case** Metal case 3A2 in accordance with DIN 41872, or TO 204 AA (TO 3) in accordance with JEDEC. Approx. weight 12 g

Type	Ordering code
BUZ 202	C67078-A1107-A2



Dimensions in mm

**Maximum ratings**

Description	Symbols	Ratings	Units	Conditions
Drain-source voltage	$V_{DS}$	400	V	
Drain-gate voltage	$V_{DGR}$	400	V	$R_{GS} = 20\text{ k}\Omega$
Continuous drain current	$I_D$	11,5	A	$T_C = 25\text{ }^\circ\text{C}$
Pulsed drain current	$I_{Dpuls}$	46	A	$T_C = 25\text{ }^\circ\text{C}$
Gate-source voltage	$V_{GS}$	$\pm 20$	V	
Max. power dissipation	$P_D$	125	W	$T_C = 25\text{ }^\circ\text{C}$
Operating and storage temperature range	$T_j$ $T_{stg}$	$-55 \dots +150$	$^\circ\text{C}$	
DIN humidity category		C	-	DIN 40040
IEC climatic category		55/150/56	-	DIN IEC 68-1

**Thermal resistance**

Chip - case	$R_{thJC}$	$\leq 1,0$	K/W
Chip - ambient	$R_{thJA}$	$\leq 35$	K/W

592

1174

G-07



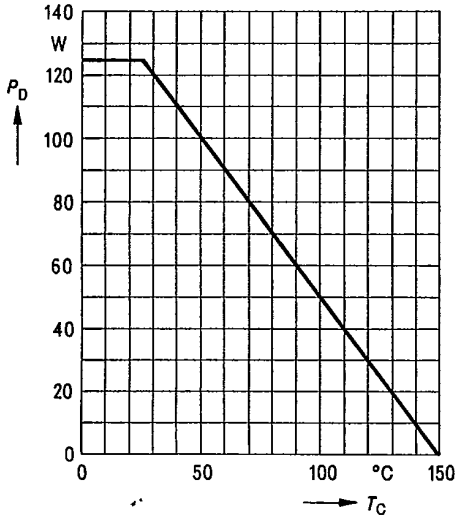
## SIEMENS AKTIENGESELLSCHAFT

**Electrical characteristics**(at  $T_j = 25^\circ\text{C}$  unless otherwise specified)

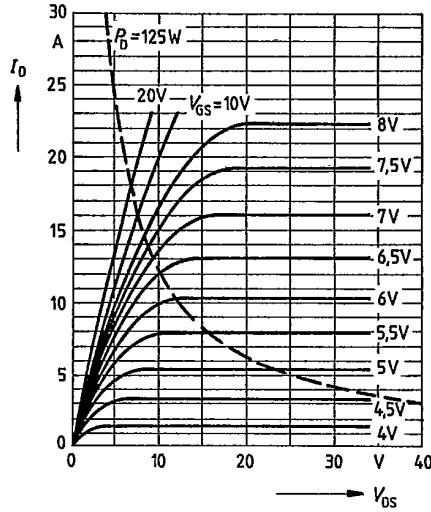
Description	Symbol	Characteristics			Unit	Conditions
		min.	typ.	max.		
<b>Static ratings</b>						
Drain-source breakdown voltage	$V_{(BR)DSS}$	400	—	—	V	$V_{GS} = 0V$ $I_D = 0,25mA$
Gate threshold voltage	$V_{GS(th)}$	2,1	3,0	4,0		$V_{DS} = V_{GS}$ $I_D = 1mA$
Zero gate voltage drain current	$I_{DSS}$	—	20 100	250 1000	$\mu A$	$T_j = 25^\circ\text{C}$ $T_j = 125^\circ\text{C}$ $V_{DS} = 400V$ $V_{GS} = 0V$
Gate-source leakage current	$I_{GSS}$	—	10	100	nA	$V_{GS} = 20V$ $V_{DS} = 0V$
Drain-source on-resistance	$R_{DS(on)}$	—	0,45	0,5	$\Omega$	$V_{GS} = 10V$ $I_D = 8A$
<b>Dynamic ratings</b>						
Forward transconductance	$g_{fs}$	3,3	5,2	—	S	$V_{DS} = 25V$ $I_D = 8A$
Input capacitance	$C_{iss}$	—	3,8	4,9	nF	$V_{GS} = 0V$
Output capacitance	$C_{oss}$	—	300	500	pF	$V_{DS} = 25V$ $f = 1MHz$
Reverse transfer capacitance	$C_{rss}$	—	120	200		
Turn-on time $t_{on}$ ( $t_{on} = t_{d(on)} + t_r$ )	$t_{d(on)}$ $t_r$	—	50 80	75 120	ns	$V_{CC} = 30V$ $I_D = 2,9A$ $V_{GS} = 10V$ $R_{GS} = 50\Omega$
Turn-off time $t_{off}$ ( $t_{off} = t_{d(off)} + t_f$ )	$t_{d(off)}$ $t_f$	—	330 110	430 140		
<b>Fast-recovery reverse diode</b>						
Continuous reverse drain current	$I_{DR}$	—	—	11,5	A	$T_C = 25^\circ\text{C}$
Pulsed reverse drain current	$I_{DRM}$	—	—	46		
Diode forward on-voltage	$V_{SD}$	—	1,4	1,9	V	$I_F = 2 \times I_{DR}$ $V_{GS} = 0V, T_j = 25^\circ\text{C}$
Reverse recovery time	$t_{rr}$	—	180 220	250 300	ns	$T_j = 25^\circ\text{C}$ $T_j = 150^\circ\text{C}$ $I_F = I_{DR}$ $dI_F/dt = 100A/\mu s$
Reverse recovery charge	$Q_{rr}$	—	0,65 2,6	1,2 5,0	$\mu C$	$T_j = 25^\circ\text{C}$ $T_j = 150^\circ\text{C}$ $V_R = 100V$
Repetitive peak reverse current	$I_{RRM}$	—	—	—	A	$T_j = 25^\circ\text{C}$ $T_j = 150^\circ\text{C}$

SIEMENS AKTIENGESELLSCHAFT

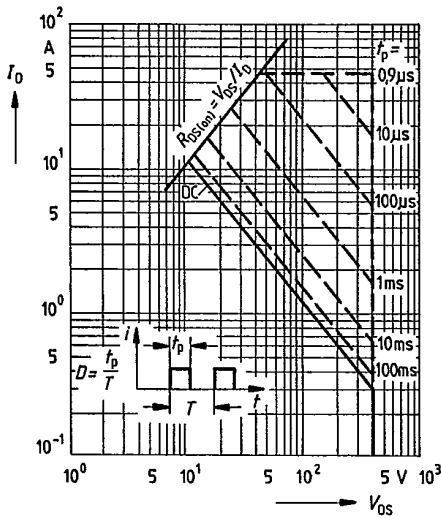
Power dissipation  $P_D = f(T_C)$



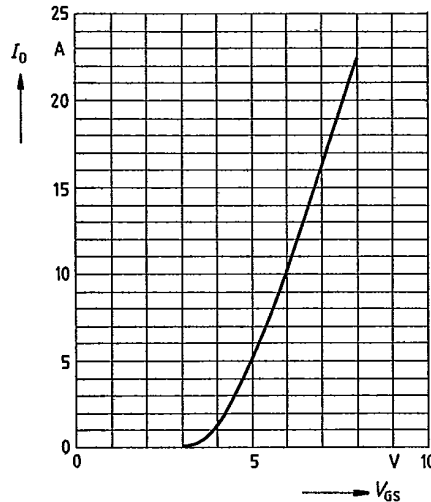
Typical output characteristics  $I_D = f(V_{DS})$   
parameter: 80  $\mu$ s pulse test,  
 $T_J = 25^\circ\text{C}$



Safe operating area  $I_D = f(V_{DS})$   
parameter:  $D = 0.01$ ,  $T_C = 25^\circ\text{C}$



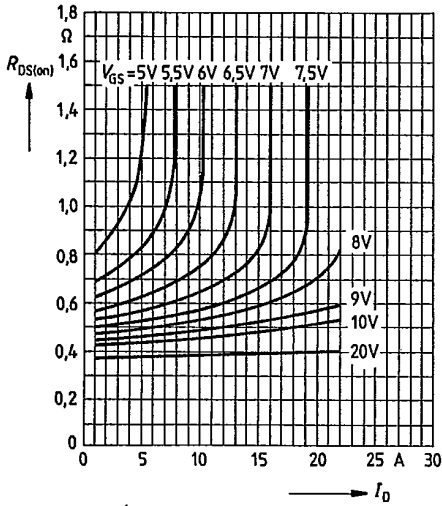
Typical transfer characteristic  $I_D = f(V_{GS})$   
parameter: 80  $\mu$ s pulse test,  
 $V_{DS} = 25\text{V}$ ,  $T_J = 25^\circ\text{C}$



SIEMENS AKTIENGESELLSCHAFT

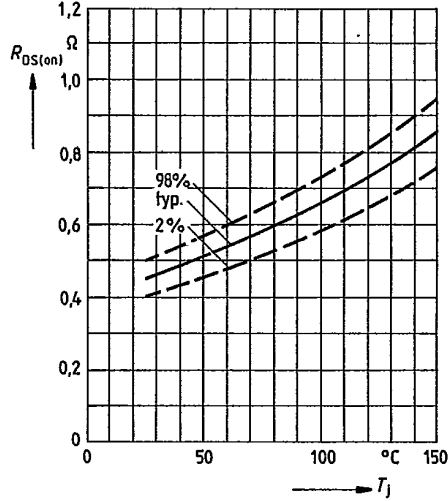
Typical drain-source on-state resistance

$R_{DS(on)} = f(I_D)$   
parameter:  $V_{GS} = 7.5V$ ,  $T_j = 25^\circ C$



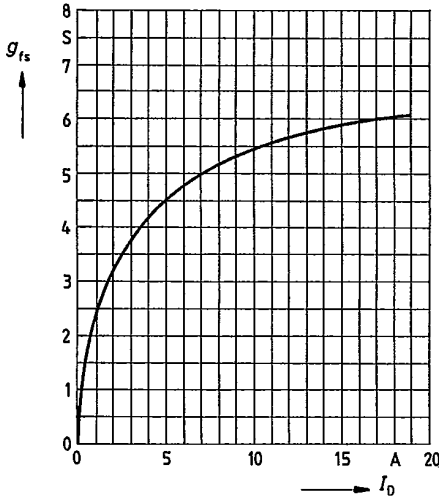
Drain-source on-state resistance

$R_{DS(on)} = f(T_j)$   
parameter:  $I_D = 8A$ ,  $V_{GS} = 10V$   
(spread)



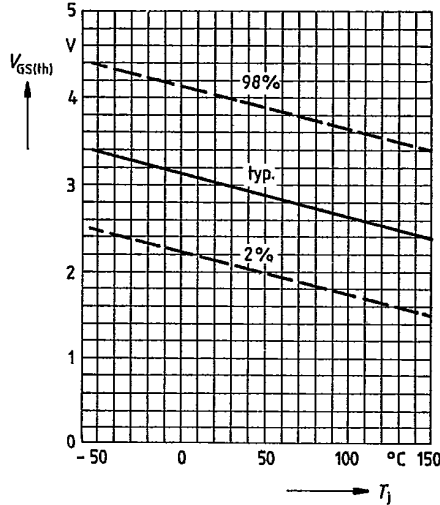
Typical transconductance  $g_{fs} = f(I_D)$

parameter: 80  $\mu s$  pulse test,  
 $V_{DS} = 25V$ ,  $T_j = 25^\circ C$



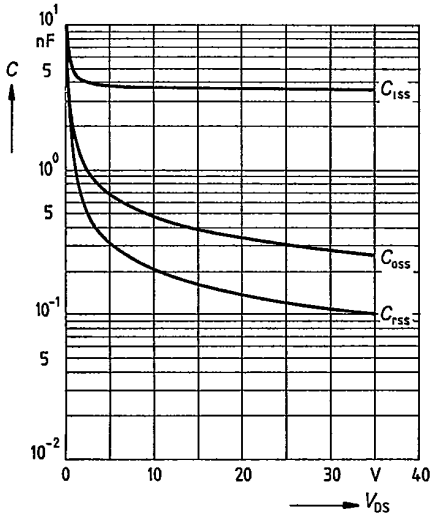
Gate threshold voltage  $V_{GS(th)} = f(T_j)$

parameter:  $V_{DS} = V_{GS}$ ,  $I_D = 1mA$   
(spread)

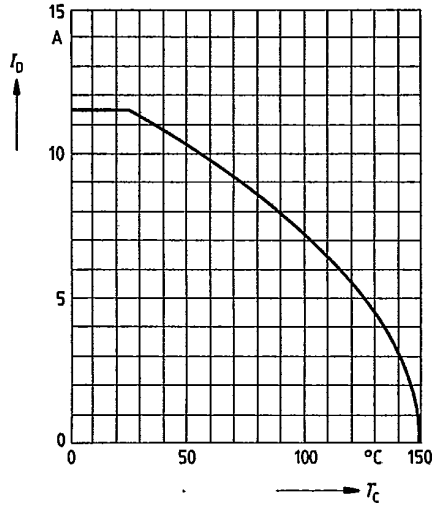


SIEMENS AKTIENGESELLSCHAFT

Typical capacitances  $C = f(V_{DS})$   
parameter:  $V_{GS} = 0, f = 1\text{MHz}$

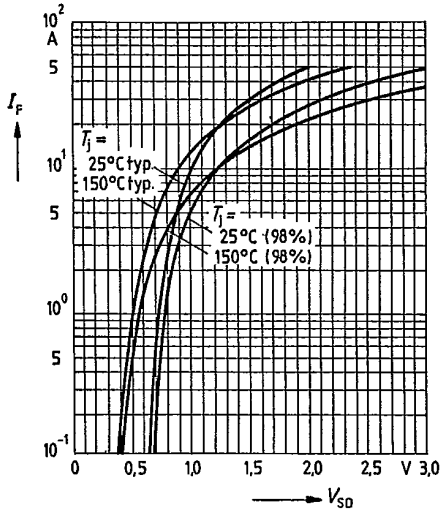


Continuous drain current  $I_D = f(T_C)$   
parameter:  $V_{GS} \geq 10\text{V}$



Forward characteristic of reverse diode

$I_F = f(V_{SD})$   
parameter:  $\tau_j, t_p = 80 \mu\text{s}$   
(spread)



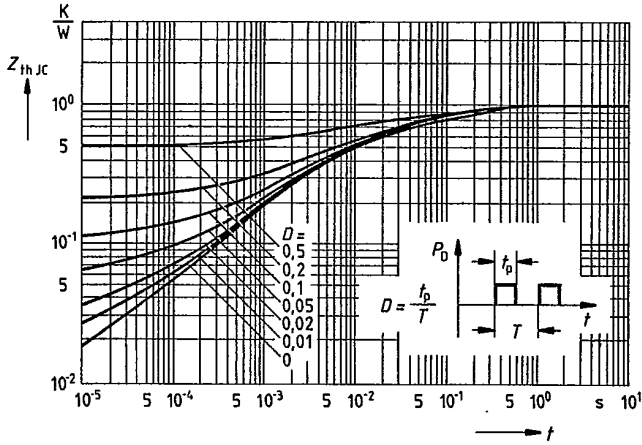
88D D ■ 8235605 0014887 0 ■ SIEG

88D 14887 D T-39-13

BUZ 202

SIEMENS AKTIENGESELLSCHAFT

Transient thermal impedance  $Z_{thJC} = f(t)$   
parameter:  $D = t_p/T$



Typical gate-charge  $V_{GS} = f(Q_{Gate})$   
parameter:  $I_D \text{ puls} = 17.3A$

