



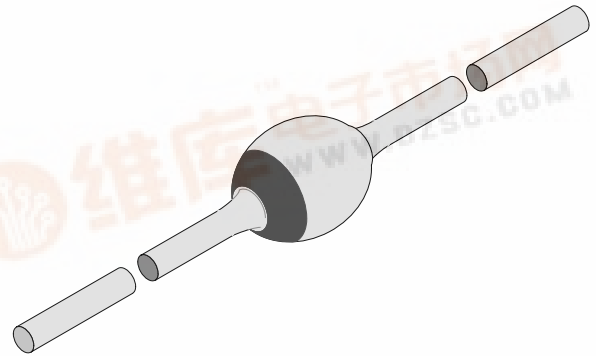
**BYT53.**

Vishay Telefunken

## Very Fast Silicon Mesa Rectifiers

### Features

- Glass passivated junction
- Hermetically sealed package
- Low reverse current
- Soft recovery characteristics



94 9539

### Applications

Very fast rectifiers and switches  
Switched mode power supplies  
High-frequency inverter circuits

### Absolute Maximum Ratings

$T_j = 25^\circ\text{C}$

Parameter	Test Conditions	Type	Symbol	Value	Unit
Reverse voltage =Repetitive peak reverse voltage		BYT53A	$V_R=V_{RRM}$	50	V
		BYT53B	$V_R=V_{RRM}$	100	V
		BYT53C	$V_R=V_{RRM}$	150	V
		BYT53D	$V_R=V_{RRM}$	200	V
		BYT53F	$V_R=V_{RRM}$	300	V
		BYT53G	$V_R=V_{RRM}$	400	V
Peak forward surge current	$t_p=10\text{ms}$ , half sinewave		$I_{FSM}$	50	A
Average forward current	$I=10\text{mm}$ , $T_L=25^\circ\text{C}$		$I_{FAV}$	1.9	A
Junction and storage temperature range			$T_j=T_{stg}$	-65...+175	$^\circ\text{C}$

### Maximum Thermal Resistance

$T_j = 25^\circ\text{C}$

Parameter	Test Conditions	Symbol	Value	Unit
Junction ambient	$I=10\text{mm}$ , $T_L=\text{constant}$	$R_{thJA}$	45	K/W
	on PC board with spacing 25mm	$R_{thJA}$	100	K/W

### Electrical Characteristics

$T_j = 25^\circ\text{C}$

Parameter	Test Conditions	Type	Symbol	Min	Typ	Max	Unit
Forward voltage	$I_F=1\text{A}$		$V_F$			1.1	V
	$I_F=1\text{A}$ , $T_j=175^\circ\text{C}$		$V_F$			0.9	V
Reverse current	$V_R=V_{RRM}$		$I_R$			5	$\mu\text{A}$
	$V_R=V_{RRM}$ , $T_j=150^\circ\text{C}$		$I_R$			200	$\mu\text{A}$
Reverse recovery time	$I_F=0.5\text{A}$ , $I_R=1\text{A}$ , $i_R=0.25\text{A}$		$t_{rr}$			50	ns

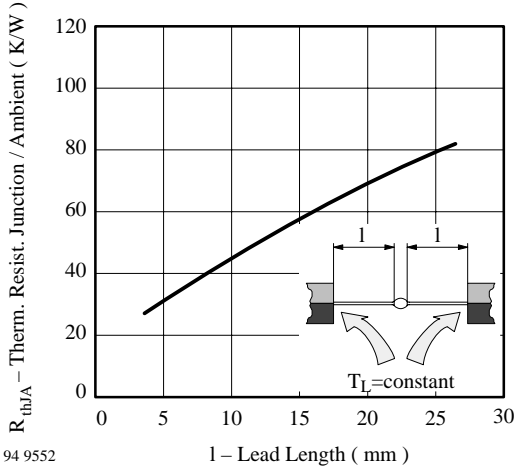


# BYT53.

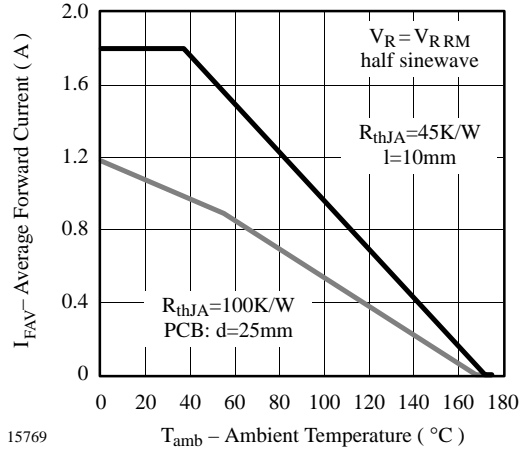
Vishay Telefunken



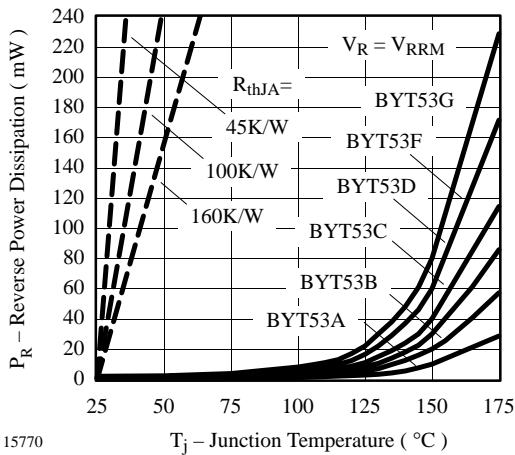
## Characteristics ( $T_j = 25^\circ\text{C}$ unless otherwise specified)



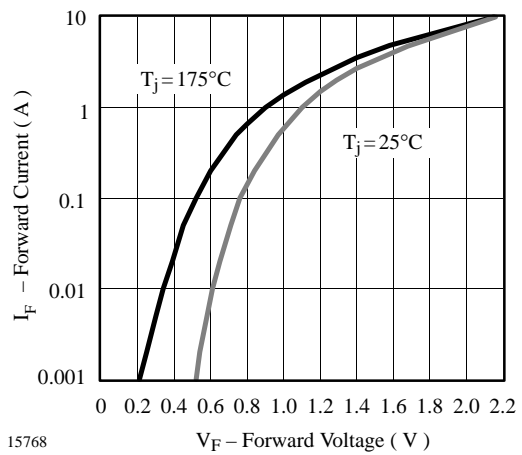
94 9552  
Figure 1. Max. Thermal Resistance vs. Lead Length



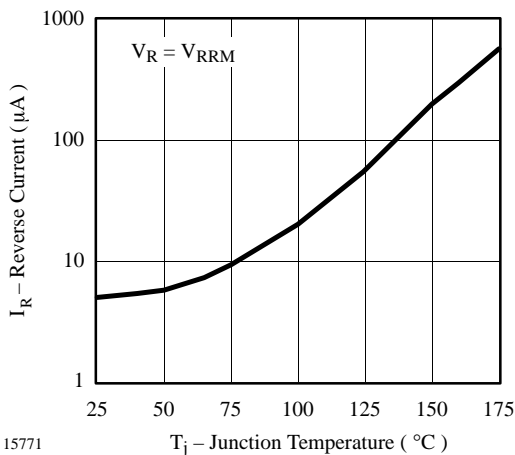
15769  
Figure 4. Max. Average Forward Current vs. Ambient Temperature



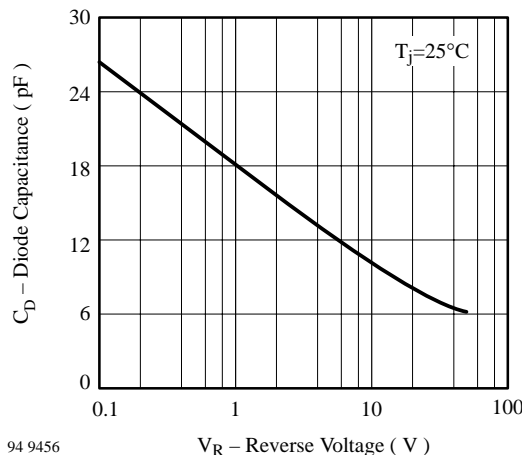
15770  
Figure 2. Max. Reverse Power Dissipation vs. Junction Temperature



15768  
Figure 5. Max. Forward Current vs. Forward Voltage

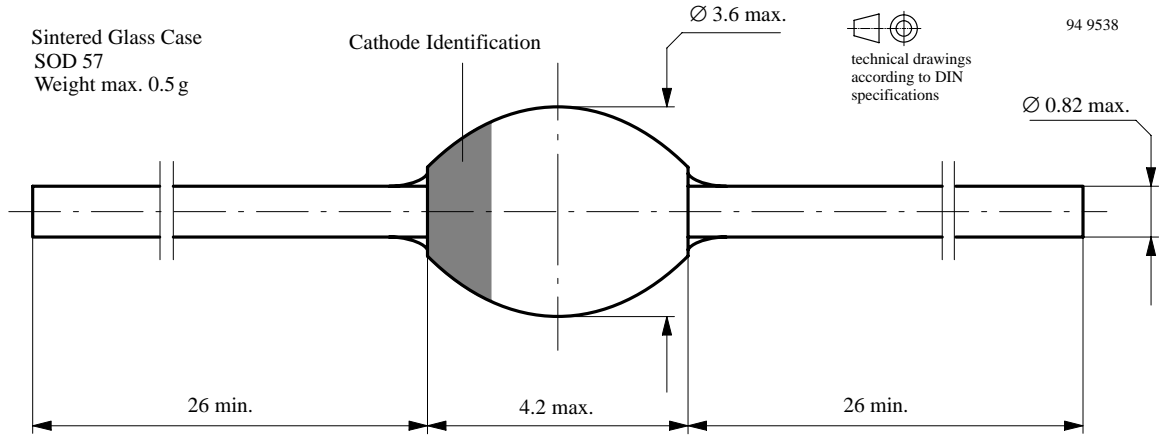


15771  
Figure 3. Max. Reverse Current vs. Junction Temperature



94 9456  
Figure 6. Typ. Diode Capacitance vs. Reverse Voltage

### Dimensions in mm



**BYT53.**

**Vishay Telefunken**



## **Ozone Depleting Substances Policy Statement**

It is the policy of **Vishay Semiconductor GmbH** to

1. Meet all present and future national and international statutory requirements.
2. Regularly and continuously improve the performance of our products, processes, distribution and operating systems  
with respect to their impact on the health and safety of our employees and the public, as well as their impact on the environment.

It is particular concern to control or eliminate releases of those substances into the atmosphere which are known as ozone depleting substances (ODSs).

The Montreal Protocol (1987) and its London Amendments (1990) intend to severely restrict the use of ODSs and forbid their use within the next ten years. Various national and international initiatives are pressing for an earlier ban on these substances.

**Vishay Semiconductor GmbH** has been able to use its policy of continuous improvements to eliminate the use of ODSs listed in the following documents.

1. Annex A, B and list of transitional substances of the Montreal Protocol and the London Amendments respectively
2. Class I and II ozone depleting substances in the Clean Air Act Amendments of 1990 by the Environmental Protection Agency (EPA) in the USA
3. Council Decision 88/540/EEC and 91/690/EEC Annex A, B and C (transitional substances) respectively.

**Vishay Semiconductor GmbH** can certify that our semiconductors are not manufactured with ozone depleting substances and do not contain such substances.

**We reserve the right to make changes to improve technical design and may do so without further notice.**

Parameters can vary in different applications. All operating parameters must be validated for each customer application by the customer. Should the buyer use Vishay-Telefunken products for any unintended or unauthorized application, the buyer shall indemnify Vishay-Telefunken against all claims, costs, damages, and expenses, arising out of, directly or indirectly, any claim of personal damage, injury or death associated with such unintended or unauthorized use.

Vishay Semiconductor GmbH, P.O.B. 3535, D-74025 Heilbronn, Germany  
Telephone: 49 (0)7131 67 2831, Fax number: 49 (0)7131 67 2423