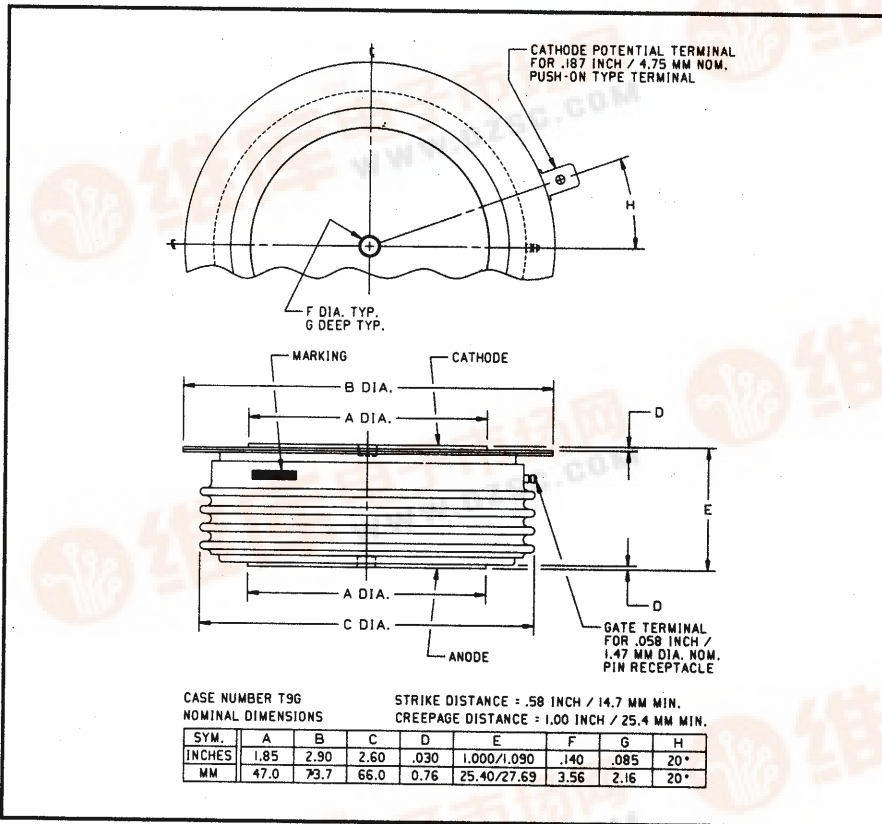


**C450**

Powerex, Inc., 200 Hillis Street, Youngwood, Pennsylvania 15697-1800 (412) 925-7272  
 Powerex, Europe, S.A. 428 Avenue G. Durand, BP107, 72003 Le Mans, France (43) 41.14.14

**Phase Control SCR**  
 1640 Amperes Average  
 1600 Volts



C450 (Outline Drawing)



C450 Phase Control SCR  
 1640 Amperes Average, 1600 Volts

**Description:**

Powerex Silicon Controlled Rectifiers (SCR) are designed for phase control applications. These are all-diffused, Press-Pak, hermetic Pow-R-Disc devices employing the field proven amplifying gate.

**Features:**

- Low On-State Voltage
- High di/dt Capability
- High dv/dt Capability
- Hermetic Packaging
- Excellent Surge and I<sup>2</sup>t Ratings

**Applications:**

- Power Supplies
- Motor Control
- VAR Generators

**Ordering Information:**

Select the complete five or six digit part number you desire from the table, i.e. C450PM is a 1600 Volt, 1640 Ampere Phase Control SCR.

Type	Voltage		Current
	V <sub>DRM</sub>	V <sub>RRM</sub>	I <sub>T(av)</sub>
C450	600	M	1640
	800	N	
	1000	P	
	1200	PB	
	1400	PD	
	1600	PM	





Powerex, Inc., 200 Hillis Street, Youngwood, Pennsylvania 15697-1800 (412) 925-7272  
 Powerex, Europe, S.A. 428 Avenue G. Durand, BP107, 72003 Le Mans, France (43) 41.14.14

**C450**  
**Phase Control SCR**  
 1640 Amperes Average, 1600 Volts

### Absolute Maximum Ratings

Characteristics	Symbol	C450	Units
Non-repetitive Transient Peak Reverse Voltage	$V_{RSM}$	$V_{RRM} + 100V$	Volts
RMS On-state Current, $T_C = 65^\circ C$	$I_{T(rms)}$	2575	Amperes
Average Current 180° Sine Wave, $T_C = 65^\circ C$	$I_{T(av)}$	1640	Amperes
RMS On-state Current, $T_C = 55^\circ C$	$I_{T(rms)}$	2790	Amperes
Average Current 180° Sine Wave, $T_C = 55^\circ C$	$I_{T(av)}$	1780	Amperes
Peak One Cycle Surge On-state Current (Non-repetitive) 60Hz	$I_{tsm}$	28500	Amperes
Peak One Cycle Surge On-state Current (Non-repetitive) 50Hz	$I_{tsm}$	26000	Amperes
Critical Rate-of-rise of On-state Current (Non-repetitive)	$di/dt$	800	A/ $\mu$ sec
Critical Rate-of-rise of On-state Current (Repetitive)	$di/dt$	400	A/ $\mu$ sec
$I^2t$ (for Fusing) for One Cycle, 60Hz	$I^2t$	$3.4 \times 10^6$	$A^2$ sec
Peak Gate Power Dissipation	$P_{GM}$	200	Watts
Average Gate Power Dissipation	$P_{G(av)}$	5	Watts
Operating Temperature	$T_j$	-40 to +125°C	°C
Storage Temperature	$T_{stg}$	-40 to +150°C	°C
Approximate Weight		1	lb.
		454	g
Mounting Force		5500 to 6000	lb.
		2450 to 2670	kg.



Powerex, Inc., 200 Hillis Street, Youngwood, Pennsylvania 15697-1800 (412) 925-7272  
 Powerex, Europe, S.A. 428 Avenue G. Durand, BP107, 72003 Le Mans, France (43) 41.14.14

C450

Phase Control SCR

1640 Amperes Average, 1600 Volts

### Electrical Characteristics, $T_j = 25^\circ\text{C}$ Unless Otherwise Specified

Characteristics	Symbol	Test Conditions	Min.	Typ.	Max.	Units
Repetitive Peak Reverse Leakage Current	$I_{RRM}$	$T_j = 125^\circ\text{C}$ , $V_R = V_{RRM}$			45	mA
Repetitive Peak Forward Leakage Current	$I_{DRM}$	$T_j = 125^\circ\text{C}$ , $V_D = V_{DRM}$			45	mA
Peak On-state Voltage	$V_{TM}$	$I_{TM} = 3000\text{A Peak}$ Duty Cycle $< 0.1\%$			1.4	Volts
Threshold Voltage, Low-level	$V_{(TO)1}$	$T_j = 125^\circ\text{C}$ , $I = 15\%$ , $I_{T(av)}$ to $\pi I_{T(av)}$			0.6768	Volts
Slope Resistance, Low-level	$r_{T1}$				0.1925	$\text{m}\Omega$
Threshold Voltage, High-level	$V_{(TO)2}$	$T_j = 125^\circ\text{C}$ , $I = \pi I_{T(av)}$ to $I_{TSM}$			1.1978	Volts
Slope Resistance, High-level	$r_{T2}$				0.0937	$\text{m}\Omega$
$V_{TM}$ Coefficients, Low-level		$T_j = 125^\circ\text{C}$ , $I = 15\%$ $I_{T(av)}$ to $\pi I_{T(av)}$				
					$A_1 = 0.10625$	
					$B_1 = 0.047301$	
					$C_1 = 9.845\text{E-}06$	
					$D_1 = 0.015056$	
$V_{TM}$ Coefficients, High-level		$T_j = 125^\circ\text{C}$ , $I = \pi I_{T(av)}$ to $I_{TSM}$				
					$A_2 = -2.5719$	
					$B_2 = 0.54707$	
					$C_2 = 1.157\text{E-}04$	
					$D_2 = -0.014735$	
Typical Delay Time	$t_d$	$I_T = 50\text{A}$ , Gate = 20V, 20 $\Omega$ , 0.1 $\mu\text{sec}$ Rise		0.7		$\mu\text{sec}$
Typical Turn-off Time	$t_q$	$T_j = 125^\circ\text{C}$ , $I_T = 2000\text{A}$ , $di_T/dt = 25\text{A}/\mu\text{sec}$ Reapplied $dv/dt = 200\text{V}/\mu\text{sec}$ Linear to $V_{DRM}$ , $V_R = 50\text{V}$ , Gate = 0V, $R_{GK} = 100\Omega$		150		$\mu\text{sec}$
Minimum Critical $dv/dt$ - Exponential to $V_{DRM}$	$dv/dt$	$T_j = 125^\circ\text{C}$	400			$\text{V}/\mu\text{sec}$
Gate Trigger Current	$I_{GT}$	$T_j = 25^\circ\text{C}$ , $V_D = 20\text{V}_{DC}$ , $R_L = 3\Omega$			200	mA
Gate Trigger Voltage	$V_{GT}$	$T_j = -40^\circ\text{C}$ to $+125^\circ\text{C}$ , $V_D = 20\text{V}$ , $R_L = 3\Omega$			5.0	Volts
Non-Trigging Gate Voltage	$V_{GDM}$	$T_j = 125^\circ\text{C}$ , $V_D = V_{DRM}$ , $R_L = 1000\Omega$			0.15	Volts
Peak Forward Gate Current	$I_{GTM}$				10	A
Peak Reverse Gate Voltage	$V_{GRM}$				5	Volts

### Thermal Characteristics

Maximum Thermal Resistance, Double Sided Cooling

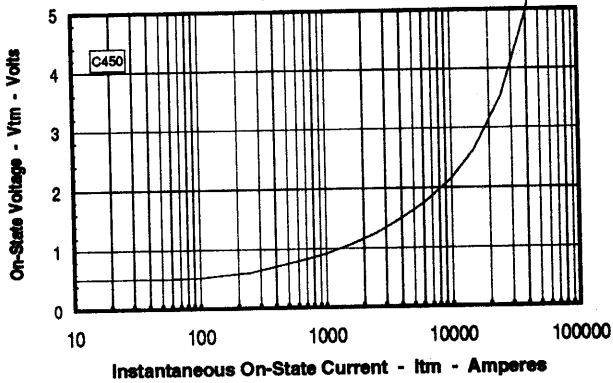
Junction-to-Case	$R_{\theta(j-c)}$	0.025	$^\circ\text{C}/\text{W}$
Case-to-Sink	$R_{\theta(c-s)}$	0.0075	$^\circ\text{C}/\text{W}$



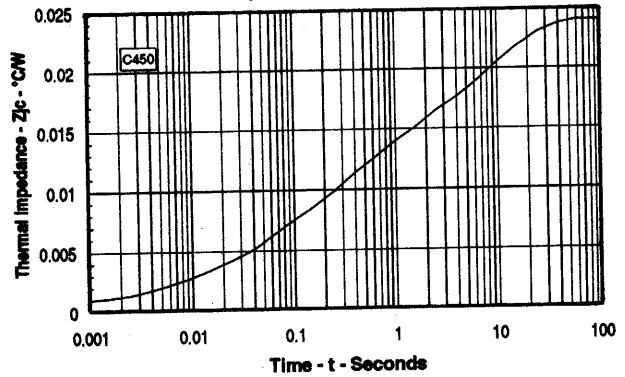
Powerex, Inc., 200 Hillis Street, Youngwood, Pennsylvania 15697-1800 (412) 925-7272  
 Powerex, Europe, S.A. 428 Avenue G. Durand, BP107, 72003 Le Mans, France (43) 41.14.14

**C450**  
**Phase Control SCR**  
 1640 Amperes Average, 1600 Volts

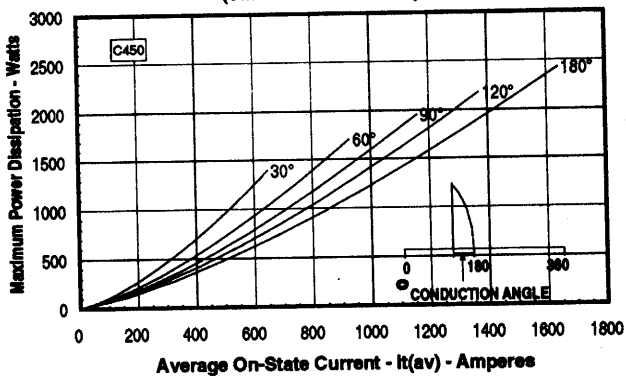
**Maximum On-State Forward Voltage Drop**  
 ( $T_j = 125^\circ\text{C}$ )



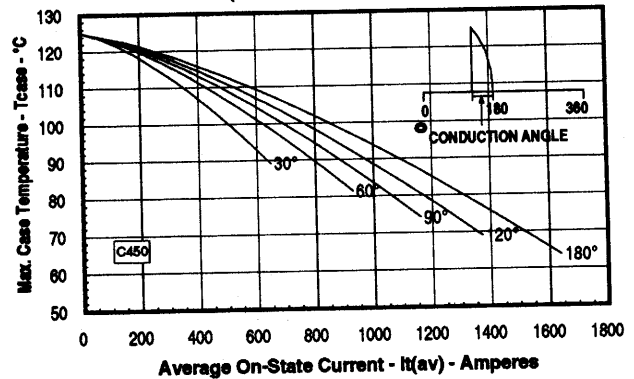
**Maximum Transient Thermal Impedance**  
 (Junction to Case)



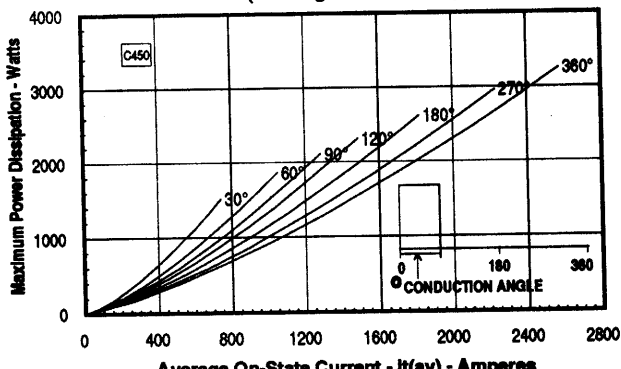
**Maximum On-State Power Dissipation**  
 (Sinusoidal Waveform)



**Maximum Allowable Case Temperature**  
 (Sinusoidal Waveform)



**Maximum On-State Power Dissipation**  
 (Rectangular Waveform)



**Maximum Allowable Case Temperature**  
 (Rectangular Waveform)

