


Diode Network / ESD Suppressor

COMCHIP
 SMD DIODE SPECIALIST

CDA3S06-G (RoHS Device)

Voltage: 10 Volts

Current: 50 mA

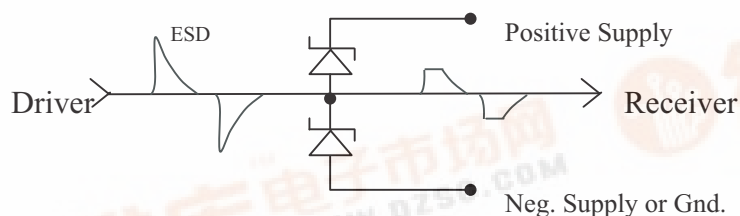
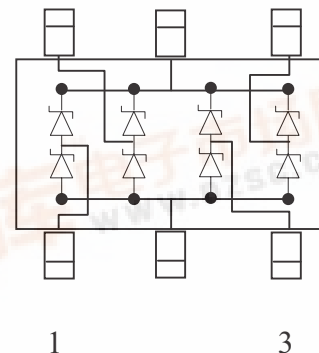

 Package (SOT23-6)
 Marking "DN3"

Feature

This diode network is designed to provide four channels for active termination of high-speed data signals to eliminate signal undershoot and overshoot. The network has the added benefit of acting to suppress any ESD voltage events by shunting the energy to ground assuring maximum reliability of electronic systems in the field. Trigger levels are defined by the positive and negative bias levels set by the user.

RoHS Device has reflow temperature profile of 260 deg C for 10 seconds

Schematic



Absolute Maximum Ratings: (Ta = 25°C)

Symbol	Parameter	Value	Units
T _{OP}	Operating temperature	-40 to +85	°C
V _S	Supply voltage (V _p ~ V _n)	8	V
I _F	Continuous forward current	50	mA
P _O	Total power	1	W

* One diode conducting.

Electrical Ratings: (Ta = 25°C)

Symbol	Characteristic	Min	Max	Units	Test Condition
V _F	Forward voltage	0.6	0.95	V	I _F = 25 ma
V _R	Reverse breakdown voltage	9.5	11	V	I _R = 1 ma
I _L	Leakage current	± 0.1	± 2.0	uA	8v
C _T	Capacitance	1.0	5.0	pF	@ 1Mhz
V _{ESD}	Channel clamp voltage	-	± 10	V	8kV HBM
V _{PE}	Peak ESD voltage capability	-	16	kV	HBM

