

SMD Switching Diode



CDSU4148 (Lead-free Device)

High Speed



Features

Designed for mounting on small surface.

Extremely thin/leadless package.

High mounting capability, strong surge withstand, high reliability.

Mechanical data

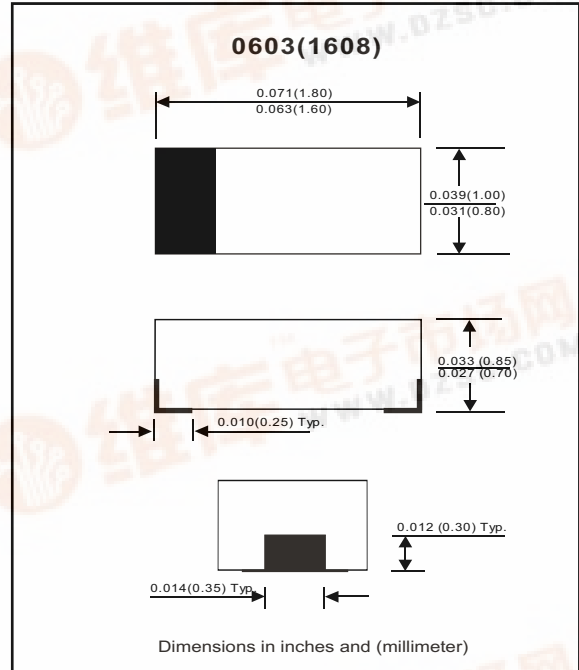
Case: 0603 (1608) standard package, molded plastic.

Terminals: Gold plated, solderable per MIL-STD-750, method 2026.

Polarity: Indicated by cathode band.

Mounting position: Any.

Weight: 0.003 gram (approximately)




Maximum Rating (at TA = 25°C unless otherwise noted)

Parameter	Conditions	Symbol	Min	Typ	Max	Unit
Repetitive peak reverse voltage		VRRM			100	V
Reverse voltage		VR			75	V
Average forward current		Io			150	mA
Forward current , surge peak	tp=1uS tp=1mS	IFSM		4 1		A
Power Dissipation		Pd			150	mW
Storage temperature		TSTG	-40		+125	°C
Junction temperature		Tj	-40		+125	°C

Electrical Characteristics (at TA = 25°C unless otherwise noted)

Parameter	Conditions	Symbol	Min	Typ	Max	Unit
Forward voltage	IF = 50 mA DC	VF			1.0	V
Reverse current	VR = 20 V VR = 75 V	IR			25 2.5	nA uA
Capacitance between terminals	f = 1MHz, and 0 VDC reverse voltage	CT			4	pF
Reverse recovery time	IF = IR = 10 mA, RL = 100 ohms, irr= 1mA	Trr			4	nS



RATING AND CHARACTERISTIC CURVES (CDSU4148)

Fig. 1 - Forward characteristics

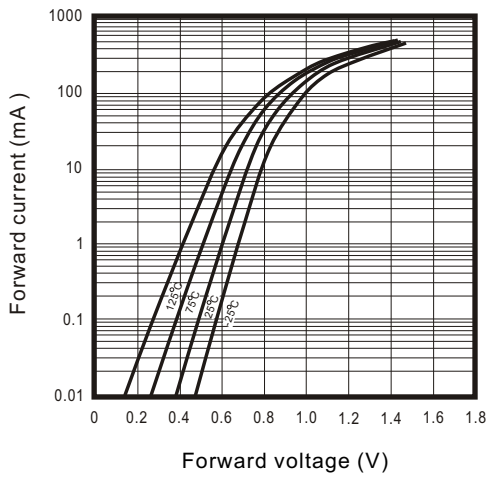


Fig. 2 - Reverse characteristics

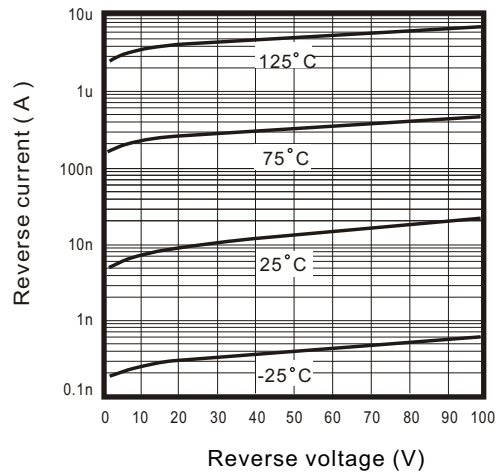


Fig. 3 - Capacitance between terminals characteristics

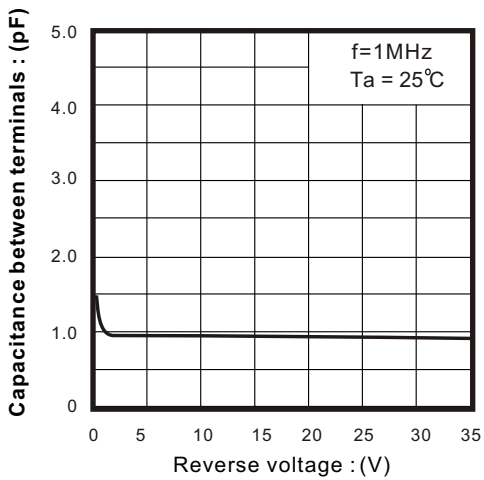


Fig. 4 - Current derating curve

