

[查询CR8AM供应商](#)


[捷多邦, 专业PCB打样工厂, 24小时加急出货](#)

MITSUBISHI SEMICONDUCTOR (THYRISTOR)

CR8AM

MEDIUM POWER USE
NON-INSULATED TYPE, GLASS PASSIVATION TYPE

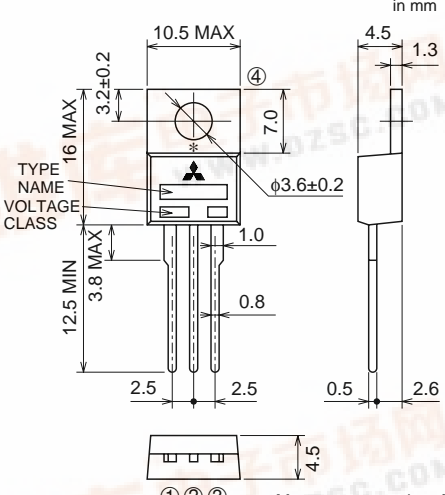
CR8AM



- I_T (AV) **8A**
- V_{DRM} **400V/600V**
- I_{GT} **15mA**

OUTLINE DRAWING

Dimensions in mm



① ② ③ * Measurement point of case temperature

② ④
③ ①

① CATHODE
② ANODE
③ GATE
④ ANODE

TO-220

APPLICATION

Switching mode power supply, ECR, regulator for auticycle, motor control

MAXIMUM RATINGS

Symbol	Parameter	Voltage class		Unit
		8	12	
VRRM	Repetitive peak reverse voltage	400	600	V
VRSM	Non-repetitive peak reverse voltage	500	720	V
VR (DC)	DC reverse voltage	320	480	V
VDRM	Repetitive peak off-state voltage	400	600	V
VD (DC)	DC off-state voltage	320	480	V

Symbol	Parameter	Conditions	Ratings	Unit
I_T (RMS)	RMS on-state current		12.6	A
I_T (AV)	Average on-state current	Commercial frequency, sine half wave, 180° conduction, $T_c=88^\circ\text{C}$	8	A
I_{TSM}	Surge on-state current	60Hz sine half wave 1 full cycle, peak value, non-repetitive	120	A
I^2_t	I^2_t for fusing	Value corresponding to 1 cycle of half wave 60Hz, surge on-state current	60	A ² s
PGM	Peak gate power dissipation		5	W
PG (AV)	Average gate power dissipation		0.5	W
VFGM	Peak gate forward voltage		6	V
VRGM	Peak gate reverse voltage		10	V
IFGM	Peak gate forward current		2	A
T_j	Junction temperature		-40 ~ +125	°C
T_{stg}	Storage temperature		-40 ~ +125	°C
—	Weight	Typical value	2.0	g

CR8AM

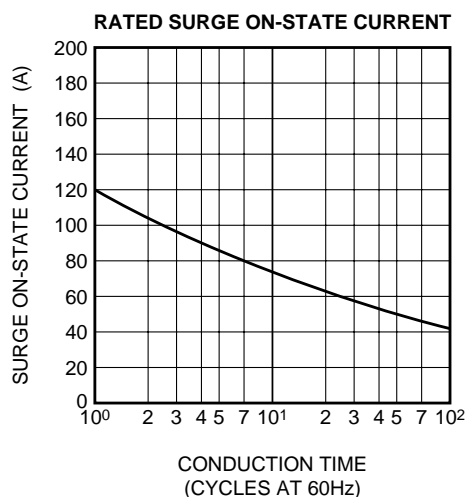
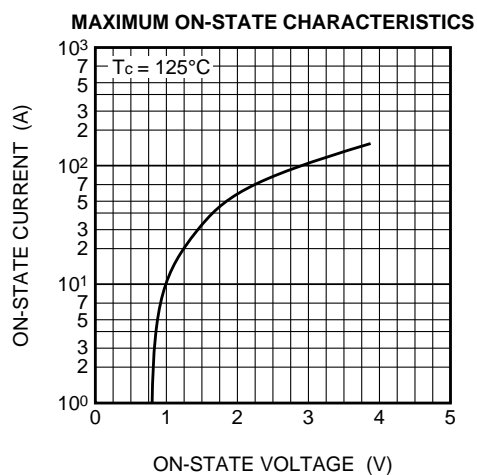
MEDIUM POWER USE
NON-INSULATED TYPE, GLASS PASSIVATION TYPE

ELECTRICAL CHARACTERISTICS

Symbol	Parameter	Test conditions	Limits			Unit
			Min.	Typ.	Max.	
I _{RRM}	Repetitive peak reverse current	T _j =125°C, V _{RRM} applied	—	—	2.0	mA
I _{DRM}	Repetitive peak off-state current	T _j =125°C, V _{DRM} applied	—	—	2.0	mA
V _{TM}	On-state voltage	T _c =25°C, I _{TM} =25A, instantaneous value	—	—	1.4	V
V _{GT}	Gate trigger voltage	T _j =25°C, V _D =6V, I _T =1A	—	—	1.0	V
V _{GD}	Gate non-trigger voltage	T _j =125°C, V _D =1/2V _{DRM}	0.2	—	—	V
I _{GT}	Gate trigger current	T _j =25°C, V _D =6V, I _T =1A	—	—	15	mA
I _H	Holding current	T _j =25°C, V _D =12V	—	15	—	mA
R _{th(j-c)}	Thermal resistance	Junction to case	—	—	3.0	°C/W

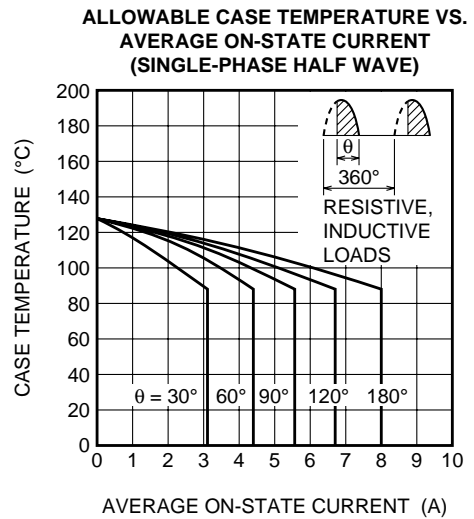
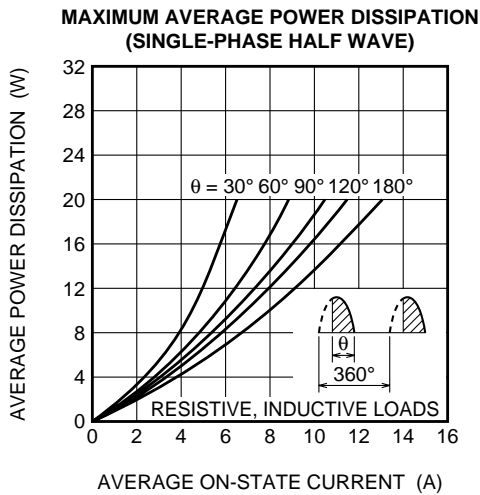
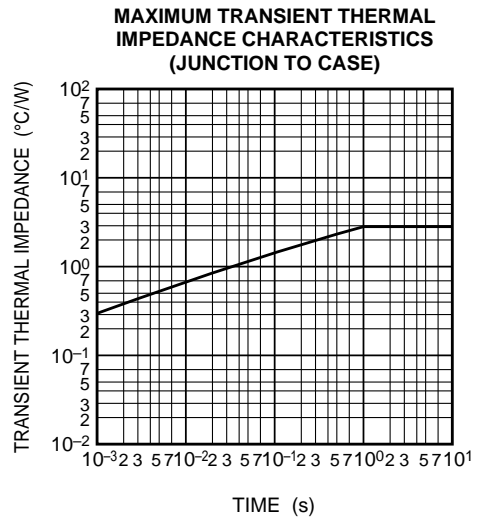
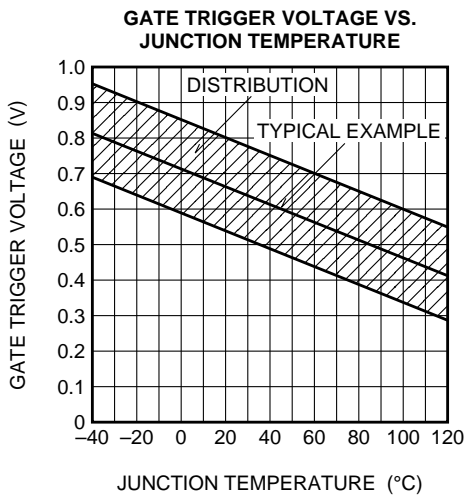
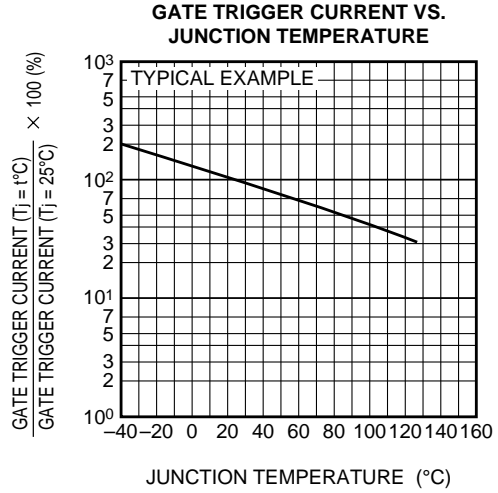
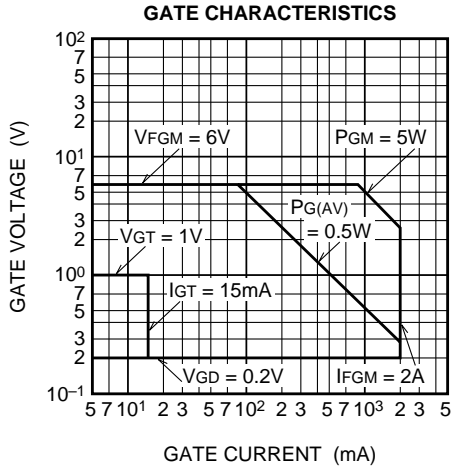
*1. The contact thermal resistance R_{th(c-f)} is 1.0°C/W with greased.

PERFORMANCE CURVES



CR8AM

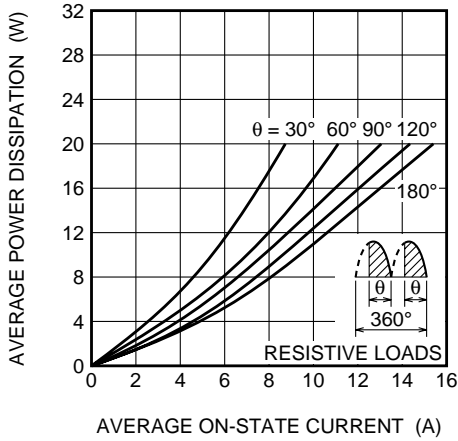
MEDIUM POWER USE
NON-INSULATED TYPE, GLASS PASSIVATION TYPE



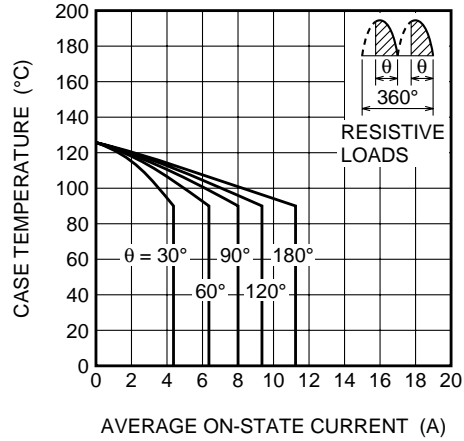
CR8AM

MEDIUM POWER USE
NON-INSULATED TYPE, GLASS PASSIVATION TYPE

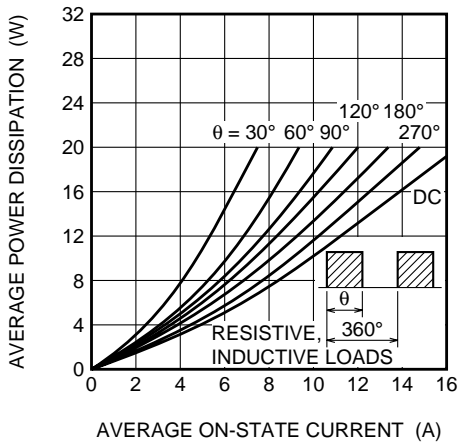
MAXIMUM AVERAGE POWER DISSIPATION
(SINGLE-PHASE FULL WAVE)



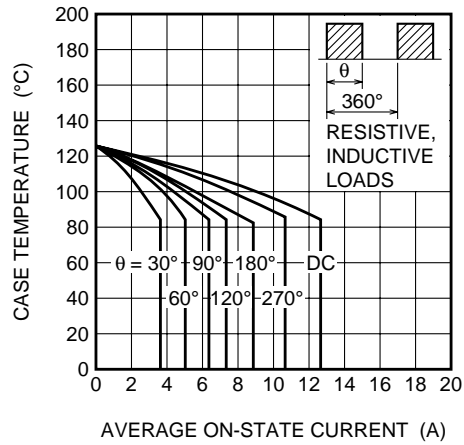
ALLOWABLE CASE TEMPERATURE VS.
AVERAGE ON-STATE CURRENT
(SINGLE-PHASE FULL WAVE)



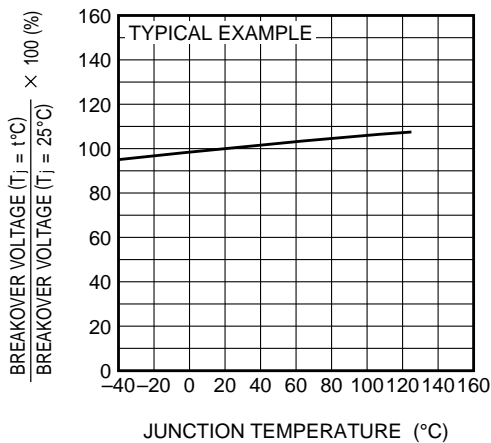
MAXIMUM AVERAGE POWER DISSIPATION
(RECTANGULAR WAVE)



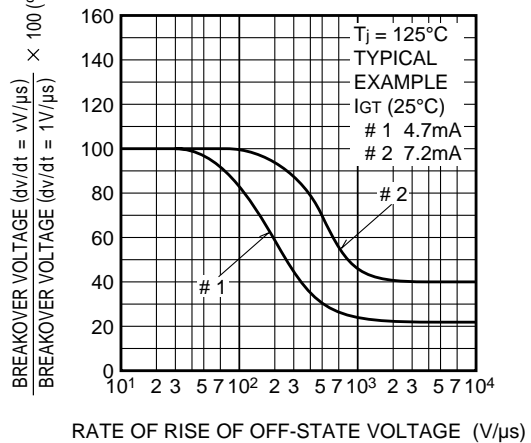
ALLOWABLE CASE TEMPERATURE VS.
AVERAGE ON-STATE CURRENT
(RECTANGULAR WAVE)



BREAKOVER VOLTAGE VS.
JUNCTION TEMPERATURE



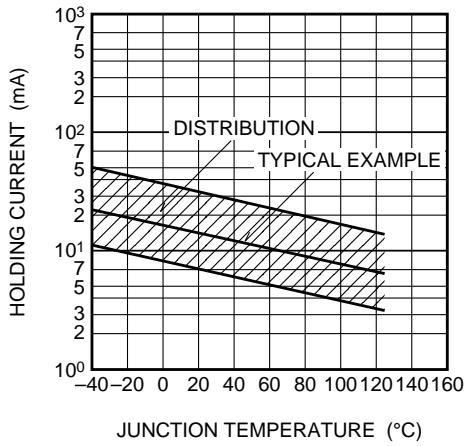
BREAKOVER VOLTAGE VS.
RATE OF RISE OF OFF-STATE VOLTAGE



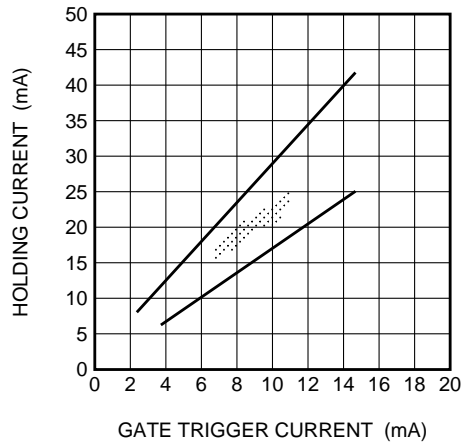
CR8AM

MEDIUM POWER USE
NON-INSULATED TYPE, GLASS PASSIVATION TYPE

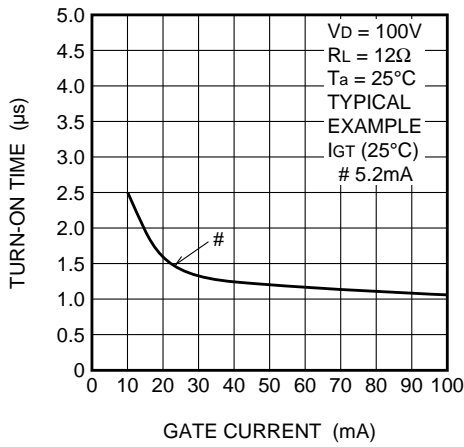
HOLDING CURRENT VS. JUNCTION TEMPERATURE



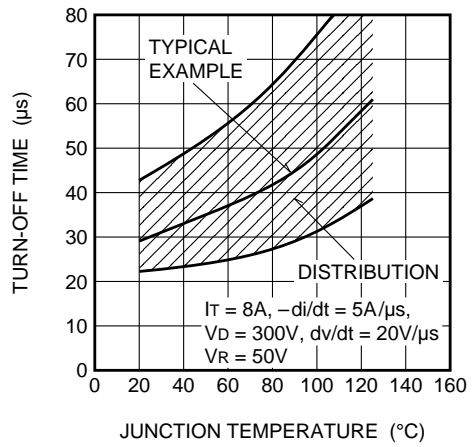
HOLDING CURRENT VS. GATE TRIGGER CURRENT



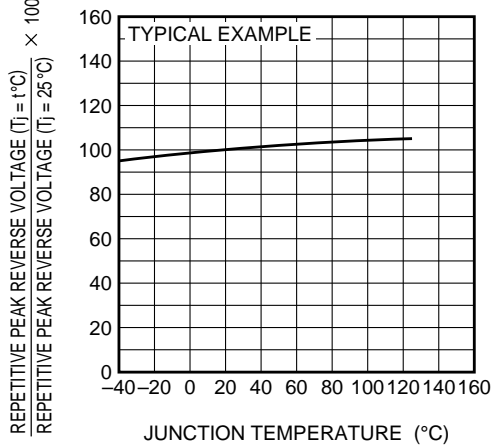
TURN-ON TIME VS. GATE CURRENT



TURN-OFF TIME VS. JUNCTION TEMPERATURE



REPETITIVE PEAK REVERSE VOLTAGE VS. JUNCTION TEMPERATURE



GATE TRIGGER CURRENT VS. GATE CURRENT PULSE WIDTH

