

**TOSHIBA****CRG01,CRG02**

TOSHIBA RECTIFIER SILICON DIFFUSED TYPE

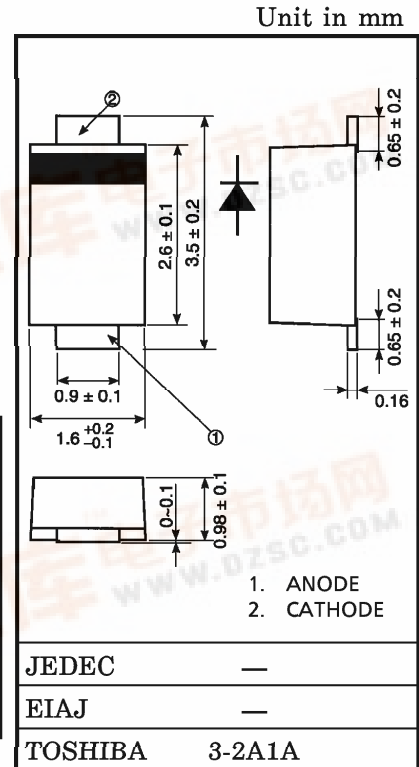
**CRG01, CRG02**

GENERAL PURPOSE RECTIFIER APPLICATIONS

- Average Forward Current :  $I_F(AV)=0.7A$
- Repetitive Peak Reverse Voltage :  $V_{RRM}=100, 400V$
- Small Package : "S-FLAT" (Toshiba designation)

## MAXIMUM RATINGS

CHARACTERISTIC		SYMBOL	RATING	UNIT
Repetitive Peak Reverse Voltage	CRG01	$V_{RRM}$	100	V
	CRG02		400	
Average Forward Current		$I_F(AV)$	0.7	A
Peak One Cycle Surge Forward Current (Non-Repetitive)		$I_{FSM}$	15 (50Hz)	A
			16.5 (60Hz)	
Junction Temperature		$T_j$	−40~150	°C
Storage Temperature Range		$T_{stg}$	−40~150	°C



Weight : 0.013g

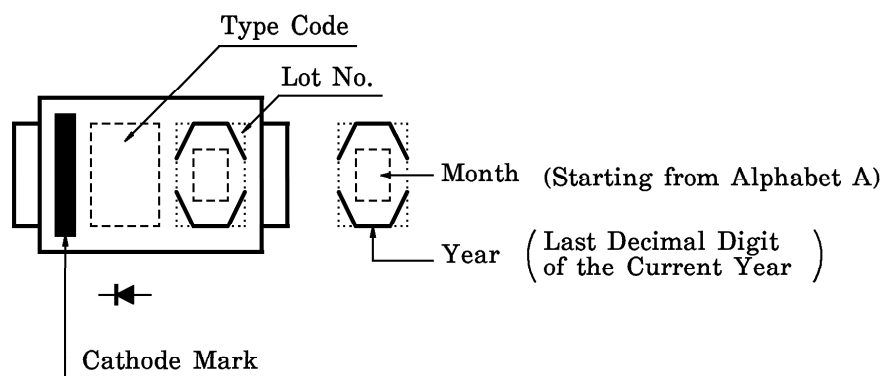
ELECTRICAL CHARACTERISTICS ( $T_a = 25^\circ C$ )

CHARACTERISTIC	SYMBOL	TEST CONDITION	TYP.	MAX.	UNIT
Peak Forward Voltage	$V_{FM}(1)$	$I_{FM}=0.1A$	0.88	—	V
	$V_{FM}(2)$	$I_{FM}=0.7A$	—	1.1	
	$V_{FM}(3)$	$I_{FM}=1.0A$	1.10	—	
Repetitive Peak Reverse Current	$I_{RRM}$	$V_{RRM}=\text{Rated}$	—	10	$\mu A$
Thermal Resistance	$r_{th(j-a)}$ (DC)	On ceramic substrate	—	65	°C / W
		On glass-epoxy substrate	—	130	

961001EAA1

- TOSHIBA is continually working to improve the quality and the reliability of its products. Nevertheless, semiconductor devices in general can malfunction or fail due to their inherent electrical sensitivity and vulnerability to physical stress. It is the responsibility of the buyer, when utilizing TOSHIBA products, to observe standards of safety, and to avoid situations in which a malfunction or failure of a TOSHIBA product could cause loss of human life, bodily injury or damage to property. In developing your designs, please ensure that TOSHIBA products are used within specified operating ranges as set forth in the most recent products specifications. Also, please keep in mind the precautions and conditions set forth in the TOSHIBA Semiconductor Reliability Handbook.
- The information contained herein is presented only as a guide for the applications of our products. No responsibility is assumed by TOSHIBA CORPORATION for any infringements of intellectual property or other rights of the third parties which may result from its use. No license is granted by implication or otherwise under any intellectual property or other rights of TOSHIBA CORPORATION or others.
- The information contained herein is subject to change without notice.

## MARKING



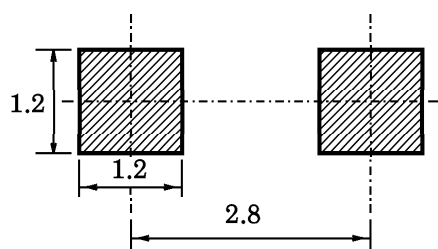
TYPE	CODE
CRG01	G1
CRG02	G2

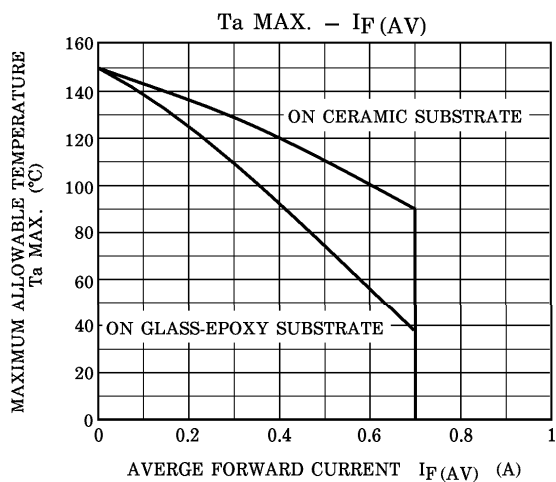
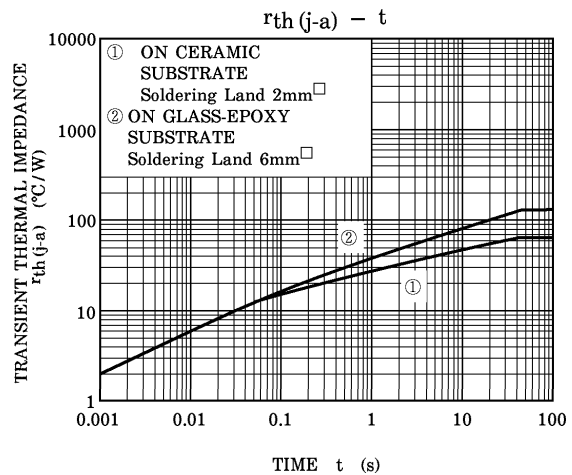
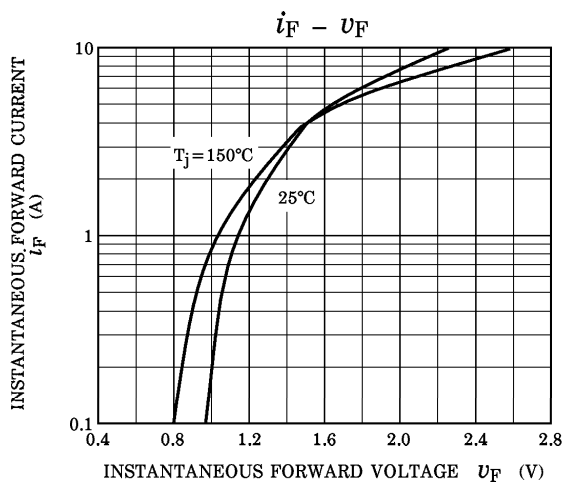
## FOLLOWING INDICATES THE DATE OF MANUFACTURE

0	1	2	3	4
5	6	7	8	9

## STANDARD SOLDERING PAD

Unit : mm





	ON CERAMIC SUBSTRATE	ON GLASS-EPOXY SUBSTRATE
Soldering Land	2mm	6mm
Substrate Size	50mm	50mm
Substrate Thickness	0.64t	1.6t

