



PRODUCT SUMMARY

CX805-30 Baseband Processor for Multiband GSM and GPRS Applications

Applications

- GSM handsets and modules (850/900/1800/1900 MHz)
- GPRS handsets and modules (850/900/1800/1900 MHz)
- Bluetooth®-enabled wireless headset modules

Features

- 0.25µ CMOS process technology
- ARM7 TDMI core
- Skyworks DSP core with all memory on-chip
- GPRS class 10 and circuit-switched data (14.4 kbps) services
- Half-rate, full-rate, and enhanced full-rate speech coders
- Voice features such as voice recognition, conversation record, and voice memo
- Hardware accelerator for GPRS encryption algorithms (GEA 1 and 2)
- Integrated Real-Time Clock (RTC)
- Interface to handset MMI peripherals such as keypad, liquid crystal display (LCD), and annunciator
- Interfaces to Skyworks IA and PMIC devices
- Interface to Subscriber Identity Module (SIM)
- Addresses up to 16 MB of external memory (flash or SRAM)
- Application Interfaces:
 - Serial/RS-232
 - Infra-red Data Adapter (IrDA)
- Low power operation. 3 V I/Os and an on-chip supplied 2.5 V core
- Eight Chip Select (CS) signals for external memory
- 16-bit data bus, 24-bit address bus

NEW



Skyworks offers this part as a lead (Pb)-free “environmentally friendly” package that is RoHS compliant (European Parliament for the Restriction of Hazardous Substances).

Description

The Skyworks CX805-30 Baseband Processors (BPs) are highly integrated, dual core processors optimized for use in Global System for Mobile communications (GSM) and General Packet Radio Service (GPRS) cellular handset applications. The CX805-30 is the baseband portion of the Skyworks GSM/GPRS System Solution.

Both the Digital Signal Processor (DSP) core and the ARM7 THUMB™ Reduced Instruction Set Computing (RISC) architecture are well suited to meet the needs of low power, high performance embedded systems such as cellular phones. The BP operates over a range of 2.7 V to 3.3 V.

The baseband processing tasks are divided between the DSP and ARM7 processor cores. The DSP core executes the physical layer (layer 1) processing functions, and the ARM microcontroller core executes the Layer 2 and Layer 3 protocol software and Man-Machine Interface (MMI) functions. The two cores communicate through a dedicated block of dual port memory. Each of the functional blocks in the device can be individually powered down to ensure minimum current consumption in the idle or standby mode.

The CX805-30 family of devices is available in several package options:

- 12 x 12 mm, 0.8 mm pitch, 160-pin FPBGA
 - CX80501-31: supports up to Class 8 GPRS operation
 - CX80502-33/-35: supports up to Class 10 GPRS operation
- 10 x 10 mm, 0.5 mm pitch, 180-pin FPBGA
 - CX80501-32: supports up to Class 8 GPRS operation
 - CX80502-34/-36: supports up to Class 10 GPRS operation
 - CX80503-34: supports up to Class 10 GPRS operation and features optimized ROM code
- Lead-free 10 x 10 mm, 0.5 mm pitch, 180-pin FPBGA
 - CX80502-38: supports up to Class 10 GPRS operation
 - CX80503-38: supports up to Class 10 GPRS operation and features optimized ROM code

Figure 1 provides a block diagram of the CX805-30 device in a typical application. Package dimensions are provided in Figure 2 for the 12 x 12 devices and Figure 3 for the 10 x 10 devices.

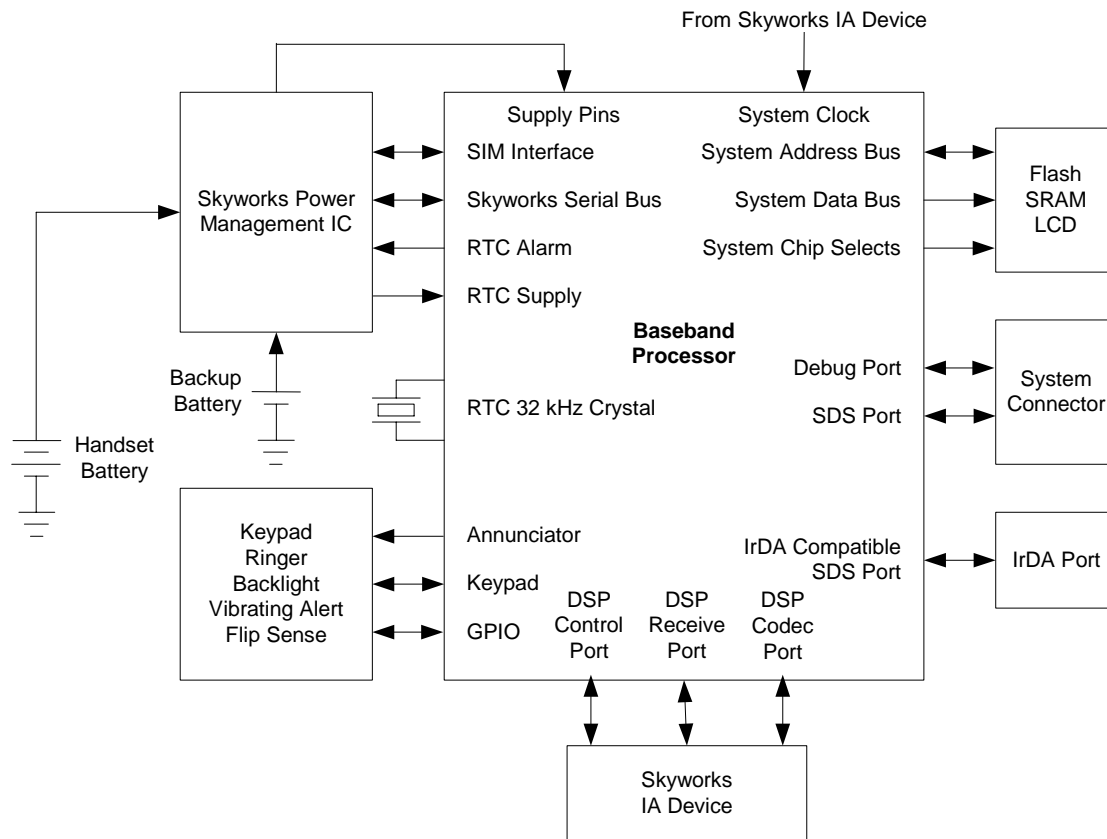


Figure 1. Block Diagram of the CX805-30 in a Typical Application

12 x 12 FPBGA - 160 Balls/ 0.80 mm Ball Pitch

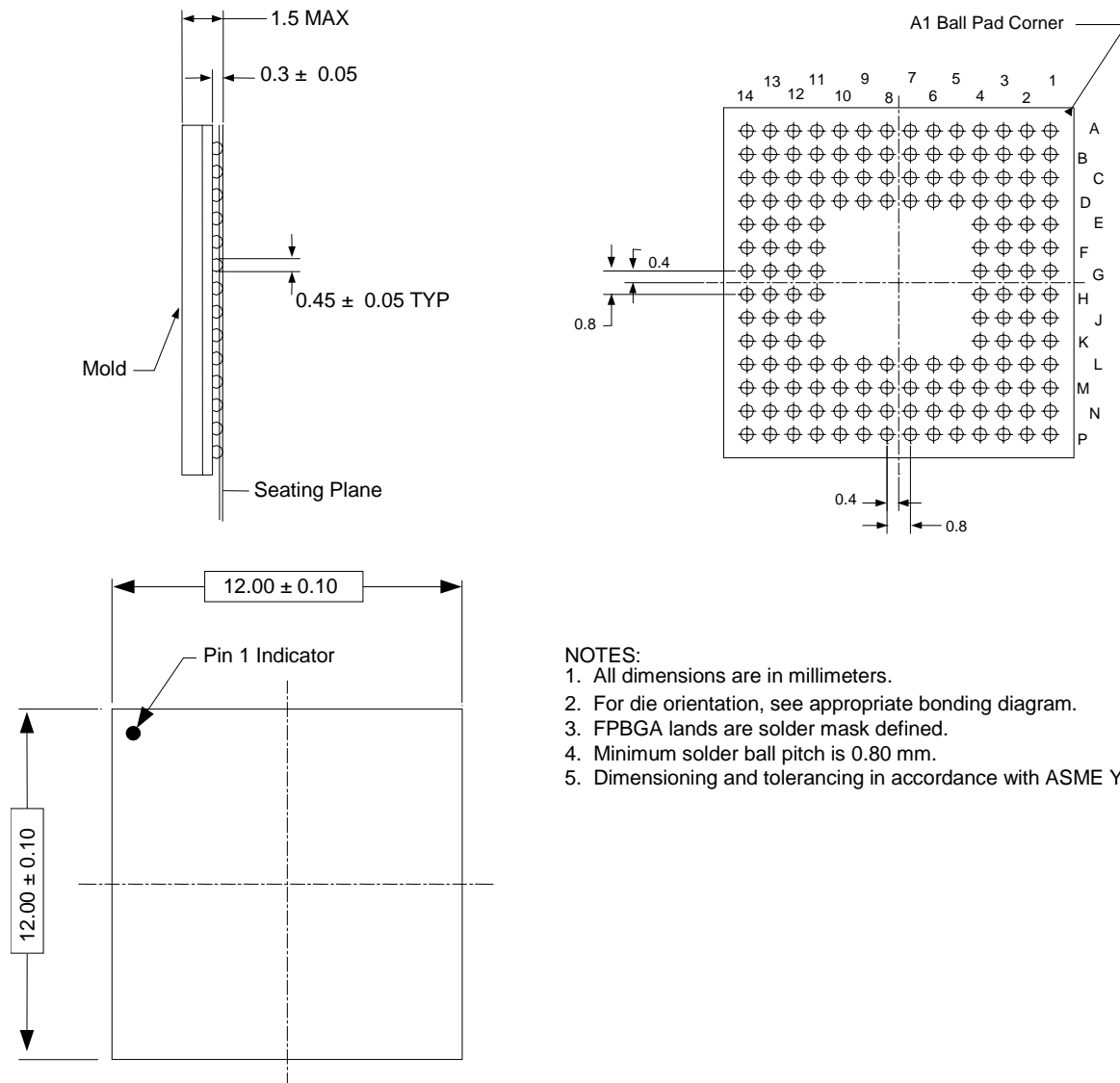
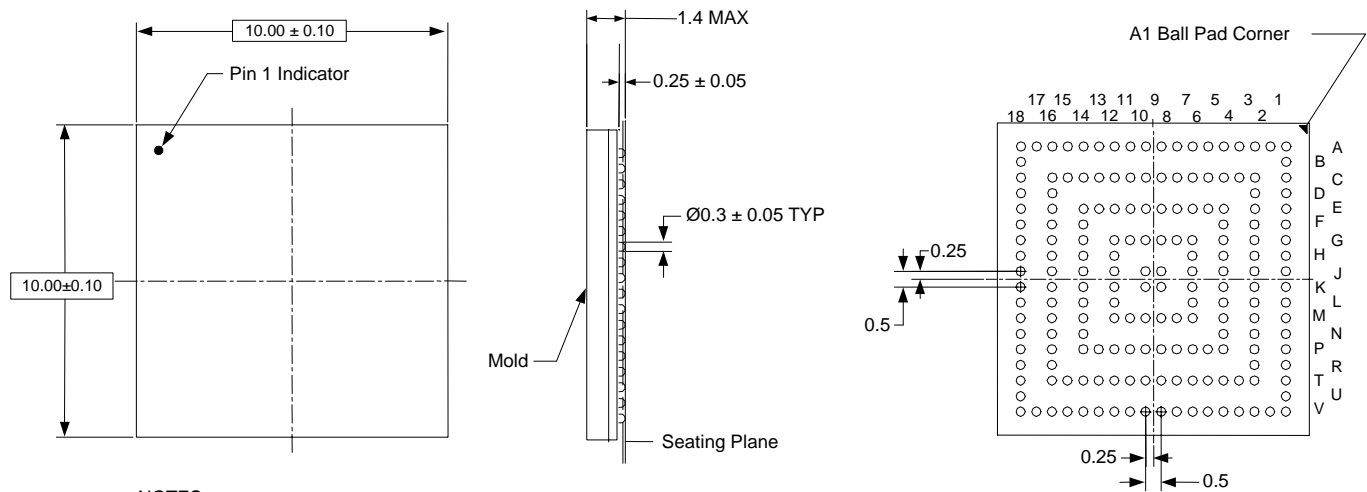


Figure 2. 160-pin FPBGA Package Dimensions

10 x 10 FPBGA - 180 Balls/ 0.50 mm Pitch



NOTES:

1. All dimensions are in millimeter
2. For die orientation see appropriate bonding diagram
3. FPBGA Lands are solder mask defined
4. Minimum solder pitch is 0.50 mm
5. Dimensioning and tolerancing in accordance with ASME Y14.5 M - 1994

Figure 3. 180-pin FPBGA and Lead-free 180-pin Lead-free FPBGA Package Dimensions

Ordering Information

Model Name	Part Number	Device Configuration
Baseband Processor	CX80501-31	12 x 12 mm, 160-pin, 0.8 mm pad pitch, FPBGA, GPRS Class 8
	CX80501-32	10 x 10 mm, 180-pin, 0.5 mm pad pitch, FPBGA, GPRS Class 8
	CX80502-33 ¹	12 x 12 mm, 160-pin, 0.8 mm pad pitch, FPBGA, GPRS Class 10
	CX80502-35 ¹	
	CX80502-34 ²	10 x 10 mm, 180-pin, 0.5 mm pad pitch, FPBGA, GPRS Class 10
	CX80502-36 ²	
	CX80502-38	Lead-free 10 x 10 mm, 180-pin, 0.5 mm pad pitch, FPBGA, GPRS Class 10
	CX80503-34	10 x 10 mm, 180-pin, 0.5 mm pad pitch, FPBGA, GPRS Class 10 with optimized ROM code
	CX80503-38	Lead-free 10 x 10 mm, 180-pin, 0.5 mm pad pitch, FPBGA, GPRS Class 10 with optimized ROM code
1. The CX80502-33 and CX80502-35 are interchangeable devices. 2. The CX80502-34 and CX80502-36 are interchangeable devices.		

Copyright © 2003, 2005, Skyworks Solutions, Inc. All Rights Reserved.

Information in this document is provided in connection with Skyworks Solutions, Inc. ("Skyworks") products. These materials are provided by Skyworks as a service to its customers and may be used for informational purposes only by the customer. Skyworks assumes no responsibility for errors or omissions in these materials. Skyworks may make changes to its documentation, products, specifications and product descriptions at any time, without notice. Skyworks makes no commitment to update the information and shall have no responsibility whatsoever for conflicts, incompatibilities, or other difficulties arising from future changes to its documentation, products, specifications and product descriptions.

No license, express or implied, by estoppel or otherwise, to any intellectual property rights is granted by or under this document. Except as may be provided in Skyworks Terms and Conditions of Sale for such products, Skyworks assumes no liability whatsoever in association with its documentation, products, specifications and product descriptions.

THESE MATERIALS ARE PROVIDED "AS IS" WITHOUT WARRANTY OF ANY KIND, EITHER EXPRESS OR IMPLIED OR OTHERWISE, RELATING TO SALE AND/OR USE OF SKYWORKS PRODUCTS INCLUDING WARRANTIES RELATING TO FITNESS FOR A PARTICULAR PURPOSE, MERCHANTABILITY, PERFORMANCE, QUALITY OR NON-INFRINGEMENT OF ANY PATENT, COPYRIGHT OR OTHER INTELLECTUAL PROPERTY RIGHT. SKYWORKS FURTHER DOES NOT WARRANT THE ACCURACY OR COMPLETENESS OF THE INFORMATION, TEXT, GRAPHICS OR OTHER ITEMS CONTAINED WITHIN THESE MATERIALS. SKYWORKS SHALL NOT BE LIABLE FOR ANY DAMAGES, INCLUDING SPECIAL, INDIRECT, INCIDENTAL, OR CONSEQUENTIAL DAMAGES, INCLUDING WITHOUT LIMITATION, LOST REVENUES OR LOST PROFITS THAT MAY RESULT FROM THE USE OF THESE MATERIALS WHETHER OR NOT THE RECIPIENT OF MATERIALS HAS BEEN ADVISED OF THE POSSIBILITY OF SUCH DAMAGE.

Skyworks products are not intended for use in medical, lifesaving or life-sustaining applications. Skyworks customers using or selling Skyworks products for use in such applications do so at their own risk and agree to fully indemnify Skyworks for any damages resulting from such improper use or sale.

The following are trademarks of Skyworks Solutions, Inc.: Skyworks®, the Skyworks logo, and Breakthrough Simplicity™. Product names or services listed in this publication are for identification purposes only, and may be trademarks of Skyworks or other third parties. Third-party brands and names are the property of their respective owners. Additional information, posted at www.skyworksinc.com, is incorporated by reference.