

N		Datenblatt / Data sheet	power electronics in motion eupec
Netz-Gleichrichterdiode Rectifier Diode		D 3041N	Zieldaten

Elektrische Eigenschaften / Electrical properties
Höchstzulässige Werte / Maximum rated values

Periodische Rückwärts-Spitzensperrspannung repetitive peak reverse voltages	$T_{vj} = -40^{\circ}\text{C} \dots T_{vj\text{max}}$	V_{RRM}	5800 6500	6000 6800	V V
Periodische Rückwärts-Spitzensperrspannung repetitive peak reverse voltages	$T_{vj} = 0^{\circ}\text{C} \dots T_{vj\text{max}}$	V_{RRM}	6000 6700	6200 7000	V V
Durchlaßstrom-Grenzeffektivwert maximum RMS on-state current		I_{RMSM}		6440	A
Dauergrenzstrom average on-state current	$T_C = 100^{\circ}\text{C}$ $T_C = 60^{\circ}\text{C}$	I_{RMS}		3030 4100	A A
Stoßstrom-Grenzwert surge current	$T_{vj} = 25^{\circ}\text{C}, t_p = 10\text{ ms}$ $T_{vj} = T_{vj\text{max}}, t_p = 10\text{ ms}$	I_{RSM}		57000 53000	A A
Grenzlasiintegral PI-value	$T_{vj} = 25^{\circ}\text{C}, t_p = 10\text{ ms}$ $T_{vj} = T_{vj\text{max}}, t_p = 10\text{ ms}$	PI		16240 14040	$10^3\text{ A}^2\text{s}$ $10^3\text{ A}^2\text{s}$
Spitzensperrverlustleistung Surge reverse power dissipation	$T_{vj} = 25^{\circ}\text{C}, t_p = 20\text{ }\mu\text{s}$ $T_{vj} = T_{vj\text{max}}, t_p = 20\text{ }\mu\text{s}$	P_{RSM}			10^3 W 10^3 W

Charakteristische Werte / Characteristic values

Durchlaßspannung on-state voltage	$T_{vj} = T_{vj\text{max}}, I_T = 4000\text{ A}$	V_T	typ. 1,58 max. 1,7	V V
Schleusenspannung threshold voltage	$T_{vj} = T_{vj\text{max}}$	$V_{T(0)}$	typ. 0,78 max. 0,84	V V
Ersatzwiderstand slope resistance	$T_{vj} = T_{vj\text{max}}$	r_T	typ. 0,20 max. 0,22	mΩ mΩ
Durchlaßkennlinie on-state characteristic	$T_{vj} = T_{vj\text{max}}$	typ.	A 0,4075395 B 0,00008787 C 0,0173038 D 0,010806	
		max.	A 0,442073 B 9,7148E-5 C 0,0187525 D 0,0113256	
Rückwärts-Sperrstrom reverse current	$T_{vj} = T_{vj\text{max}}, V_R = V_{RSM}$	I_R	max. 100	mA

prepared by:	C. Schneider	date of publication:	2003-10-24
approved by:	R. Keller	revision:	0

N**Datenblatt / Data sheet**

power electronics in motion

eupecNetz-Gleichrichterdiode
Rectifier Diode**D 3041N****Zieldaten****Elektrische Eigenschaften / Electrical properties**
Charakteristische Werte / Characteristic values

Sperrverzögerungsladung recovered charge	$V_R = 1000V, T_{vj} = T_{vjmax}$ $C = 1\mu F, R = 22\Omega$ $I_{RM} = 1000A, -di_T/dt = 10 A/\mu s$	Q_r	max.	11	mAs
Rückstromspitze peak reverse recovery current	$V_R = 1000V, T_{vj} = T_{vjmax}$ $C = 1\mu F, R = 22\Omega$ $I_{RM} = 1000A, -di_T/dt = 10 A/\mu s$	I_{RRM}	max.	300	A

Sperrverzögerungsladung recovered charge	$V_R = 100V, T_{vj} = T_{vjmax}$ $C = 1\mu F, R = 22\Omega$ $I_{RM} = 1000A, -di_T/dt = 10 A/\mu s$	Q_r	typ.	9	mAs
Rückstromspitze peak reverse recovery current	$V_R = 100V, T_{vj} = T_{vjmax}$ $C = 1\mu F, R = 22\Omega$ $I_{RM} = 1000A, -di_T/dt = 10 A/\mu s$	I_{RRM}	typ.	240	A

Thermische Eigenschaften / Thermal properties

Innerer Wärmewiderstand thermal resistance, junction to case	Kühlfläche / cooling surface beidseitig / two-sided, $\theta = 180^\circ \sin$ beidseitig / two-sided, DC Anode / anode, DC Kathode / cathode, DC	$R_{th(jc)}$	max.	0,00827	*C/W
			max.	0,0075	*C/W
			max.	0,0133	*C/W
			max.	0,0172	*C/W
Übergangs-Wärmewiderstand thermal resistance, case to heatsink	Kühlfläche / cooling surface beidseitig / two-sided einseitig / single-sided	$R_{th(ch)}$	max.	0,0025	*C/W
			max.	0,005	*C/W
Höchstzulässige Sperrschichttemperatur maximum junction temperature		T_{vjmax}		160	*C
Betriebstemperatur operating temperature		$T_{c op}$		-40...+160	*C
Lagertemperatur storage temperature		T_{stg}		-40...+160	*C

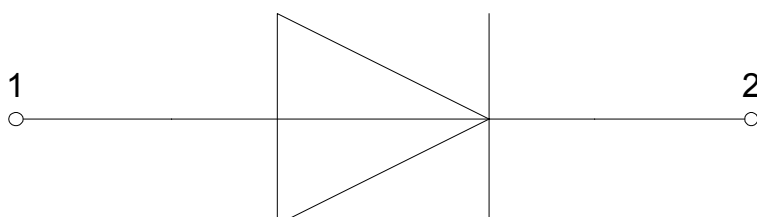
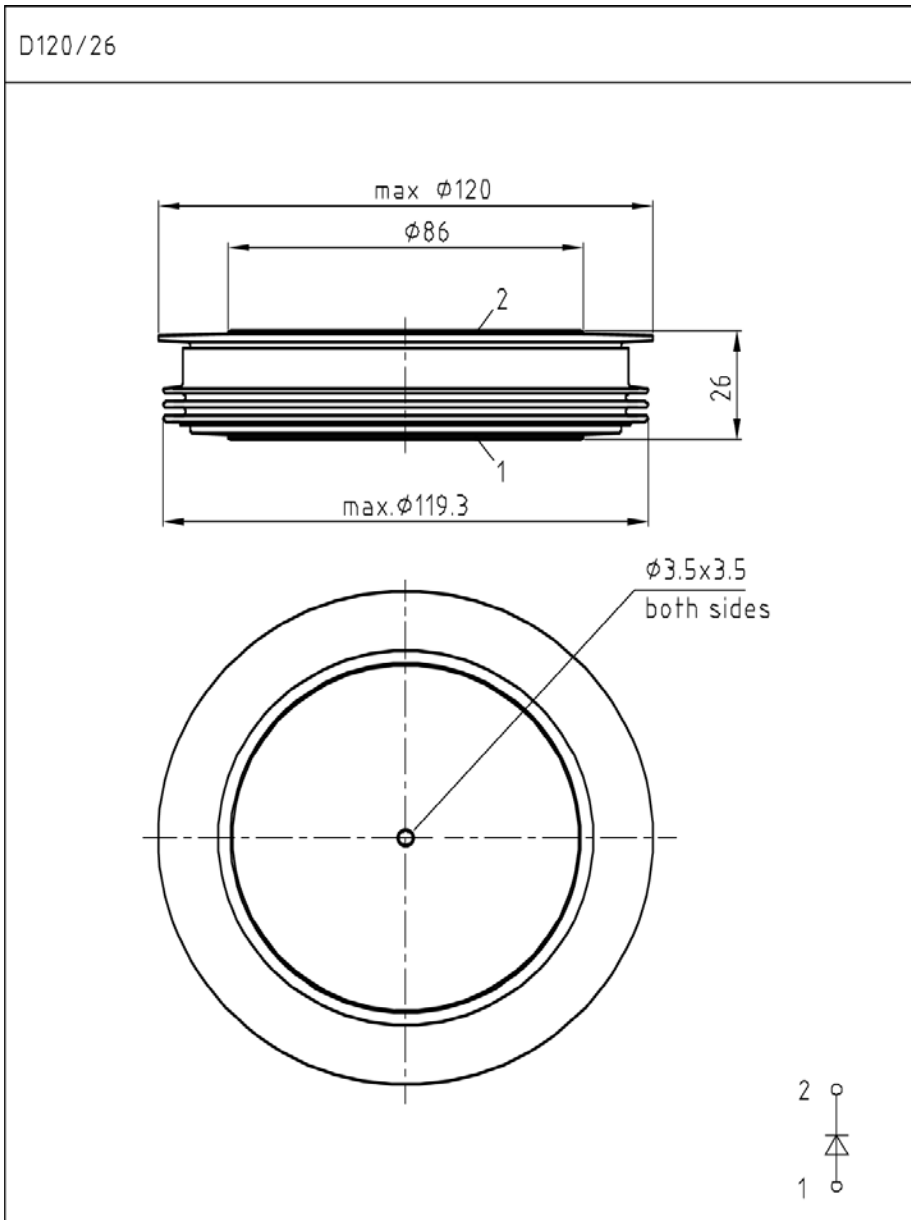
Mechanische Eigenschaften / Mechanical properties

Gehäuse, siehe Anlage case, see annex				Seite 3 page 3	
Si-Element mit Druckkontakt Si-pellet with pressure contact				76DNE68	
Anpresskraft clamping force		F		36...53	kN
Gewicht weight		G	typ.	1200	g
Kriechstrecke creepage distance				33	mm
Schwingfestigkeit vibration resistance	f = 50 Hz			50	m/s ²

Mit diesem Datenblatt werden Halbleiterbauelemente spezifiziert, jedoch keine Eigenschaften zugesichert. Sie gilt in Verbindung mit den zugehörigen technischen Erläuterungen.

This data sheet specifies semiconductor devices, but promises no characteristics. It is valid in combination with the belonging technical notes.

N	Datenblatt / Data sheet	power electronics in motion eupec
Netz-Gleichrichterdiode Rectifier Diode	D 3041N	Zieldaten



1: Anode/Anode

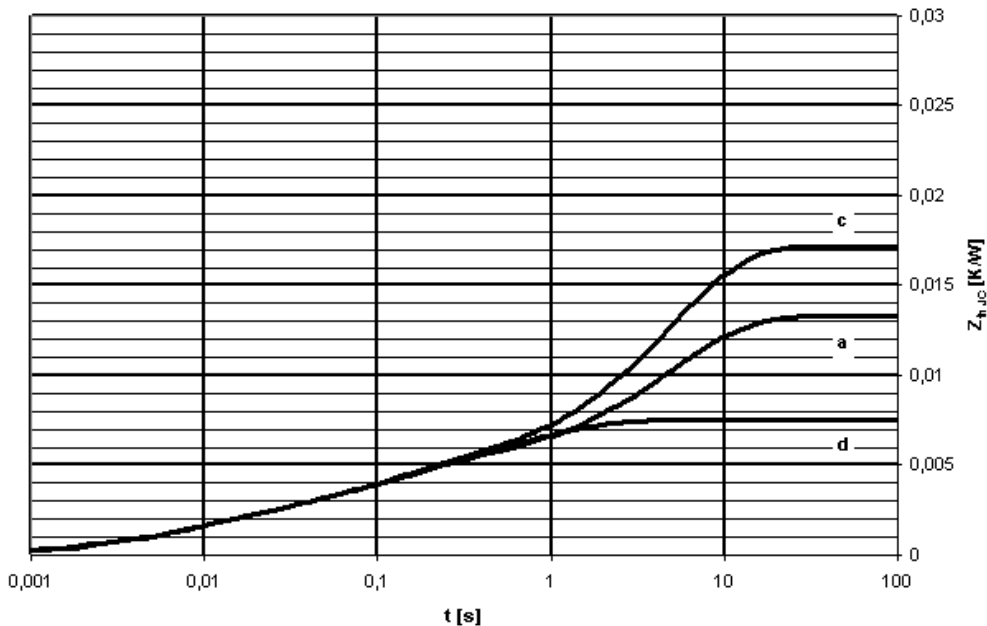
2: Kathode/Cathode

N	Datenblatt / Data sheet	power electronics in motion eupec
	Netz-Gleichrichterdiode Rectifier Diode	D 3041N

Zieldaten

Analytische Elemente des transienten Wärmewiderstandes Z_{thJC} Analytical elements of transient thermal impedance Z_{thJC}								
	Pos. n	1	2	3	4	5	6	7
beidseitig two-sided	R_{thn} [°C/W]	0,00295	0,002	0,00154	0,00098	0,00003		
	τ_n [s]	0,78008	0,13092	0,02165	0,00514	0,00104		
anodenseitig anode-sided	R_{thn} [°C/W]	0,00804	0,00081	0,00239	0,0016	0,00046		
	τ_n [s]	5,11029	0,35916	0,09623	0,01197	0,00332		
kathodenseitig cathode-sided	R_{thn} [°C/W]	0,0121	0,0004	0,00244	0,00155	0,00071		
	τ_n [s]	4,97289	0,48885	0,12071	0,01530	0,00427		

Analytische Funktion / Analytical function:
$$Z_{thJC} = \sum_{n=1}^{n_{max}} R_{thn} \left(1 - e^{-\frac{t}{\tau_n}} \right)$$



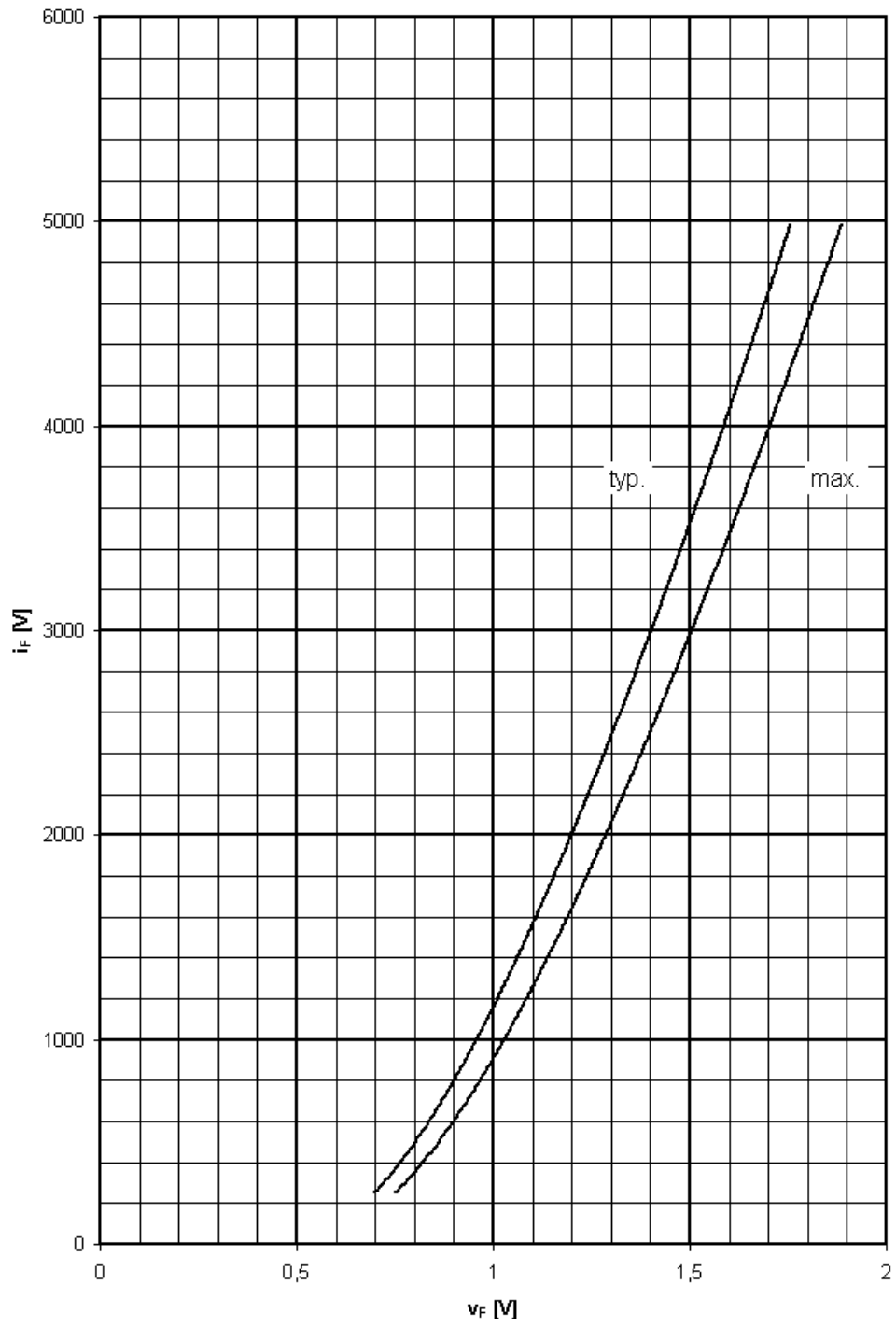
Transienter innerer Wärmewiderstand für DC/ Transient thermal impedance $Z_{thJC} = f(t)$ for DC

Beidseitige Kühlung / Two-sided cooling

Anodenseitige Kühlung / Anode-sided cooling

Kathodenseitige Kühlung / Cathode-sided cooling

N	Datenblatt / Data sheet	power electronics in motion eupec
Netz-Gleichrichterdiode Rectifier Diode	D 3041N	Zieldaten

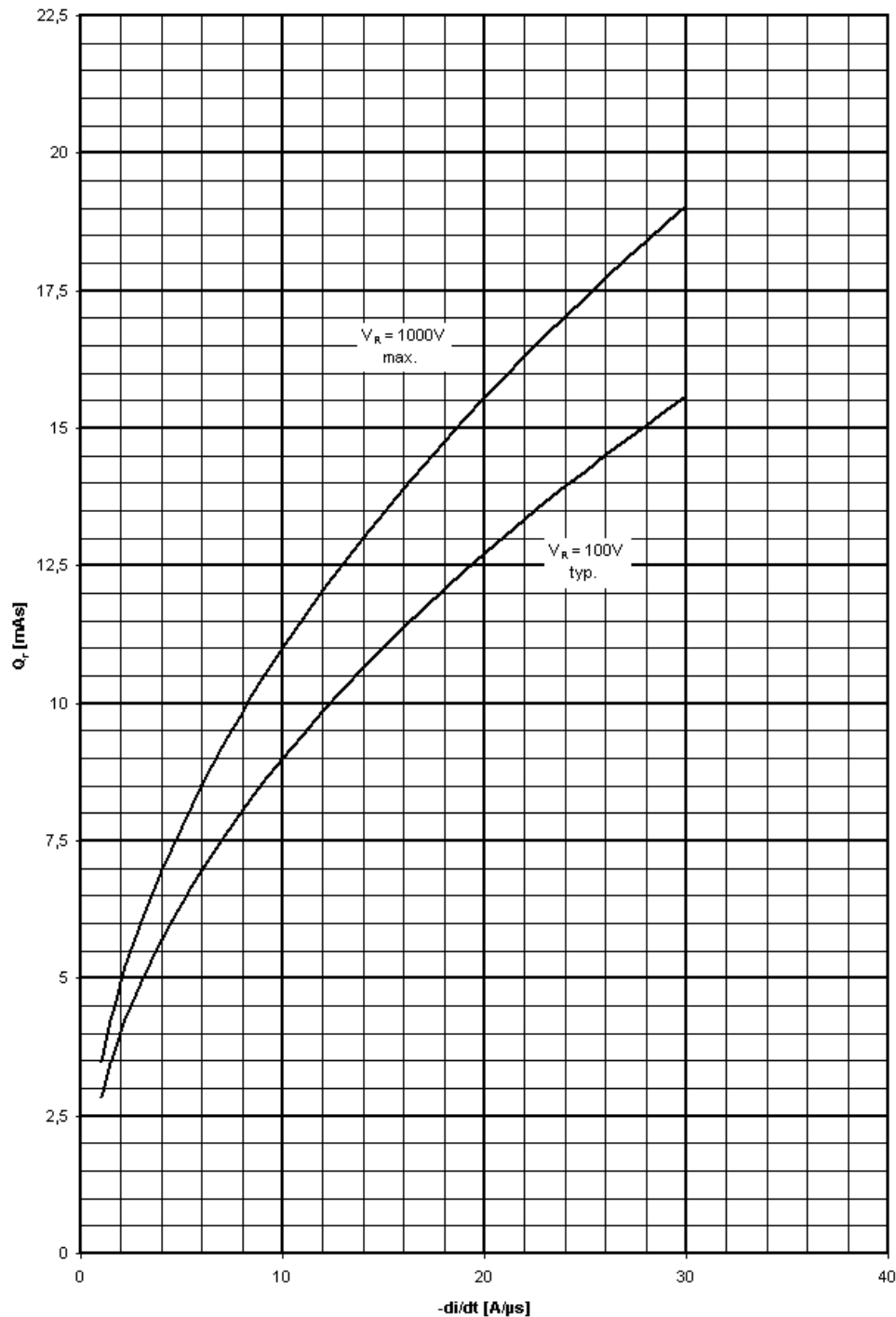


Grenzdurchlaßkennlinie / Limiting on-state characteristic $i_F = f(v_F)$

$T_{vj} = T_{vj \text{ max}}$

N**Datenblatt / Data sheet**

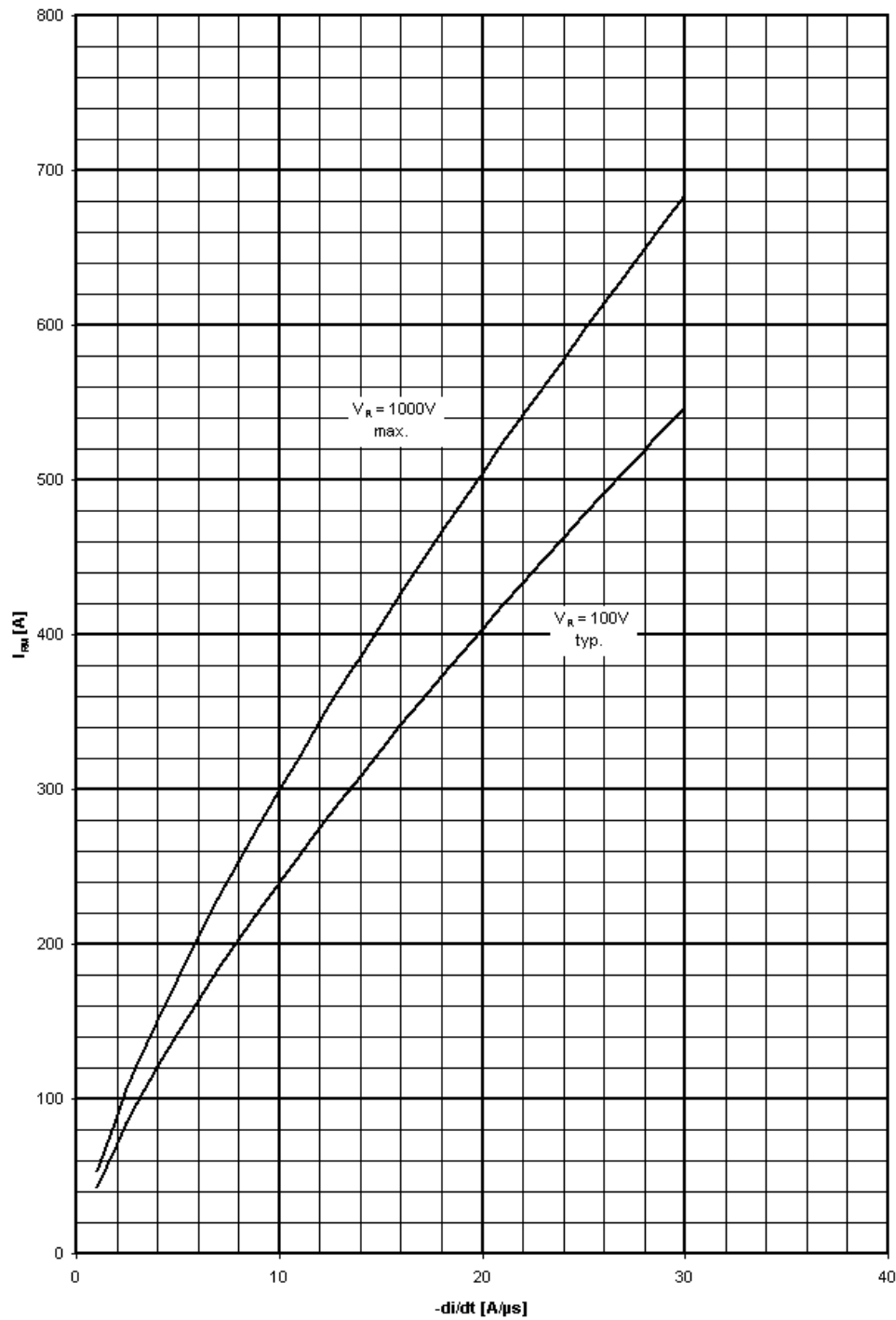
power electronics in motion

eupec**Netz-Gleichrichterdiode
Rectifier Diode****D 3041N****Zieldaten****Sperrverzögerungsladung / Recovered charge $Q_r = f(-di/dt)$** $T_{vj} = T_{vjmax}$, $C = 1\mu F$, $R = 22\Omega$

N

Datenblatt / Data sheet

power electronics in motion

eupecNetz-Gleichrichterdiode
Rectifier Diode**D 3041N****Zieldaten**Rückstromspitze / Peak reverse recovery current $I_{RM} = f(-di/dt)$ $T_{vj} = T_{vjmax}$, $C = 1\mu F$, $R = 22\Omega$

Terms & Conditions of Usage

Attention

The present product data is exclusively subscribed to technically experienced staff. This Data Sheet is describing the specification of the products for which a warranty is granted exclusively pursuant the terms and conditions of the supply agreement. There will be no guarantee of any kind for the product and its specifications. Changes to the Data Sheet are reserved.

You and your technical departments will have to evaluate the suitability of the product for the intended application and the completeness of the product data with respect to such application. Should you require product information in excess of the data given in the Data Sheet, please contact your local Sales Office via "www.eupec.com / sales & contact".

Warning

Due to technical requirements the products may contain dangerous substances. For information on the types in question please contact your local Sales Office via "www.eupec.com / sales & contact".