

Two-wavelength Laser Diode

Description

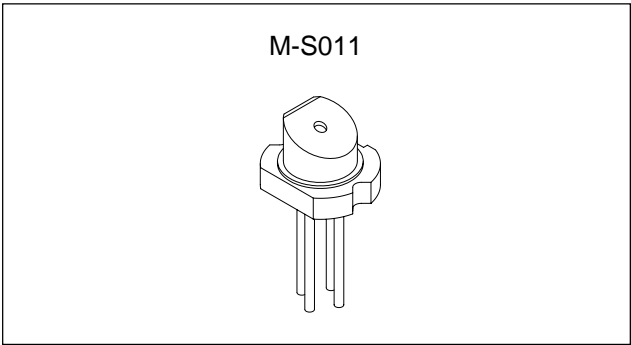
The SLD6162RLI is a two-wavelength laser diode designed for DVD, CD and CD-R/RW playback.

Features

- Two wavelength 650nm/780nm
- Without high-frequency superposing circuit

Applications

DVD, CD and CD-R/RW playback

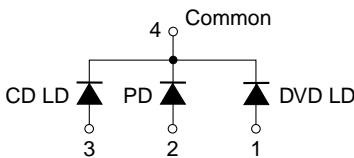


Recommended Optical Power Output 4mW (DVD), 4mW (CD)

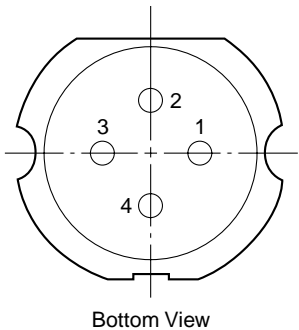
Absolute Maximum Ratings (Tc = 25°C)

• Optical power output	Pomax	(DVD)	5	mW
		(CD)	7	mW
• Reverse voltage	VR	LD	2	V
		PD	20	V
• Operating temperature	Topr		−10 to +70	°C
• Storage temperature	Tstg		−40 to +85	°C

Connection Diagram



Pin Configuration



- 1. DVD LD anode
- 2. PD anode
- 3. CD LD anode
- 4. Common

Sony reserves the right to change products and specifications without prior notice. This information does not convey any license by any implication or otherwise under any patents or other right. Application circuits shown, if any, are typical examples illustrating the operation of the devices. Sony cannot assume responsibility for any problems arising out of the use of these circuits.

(DVD)**Electrical and Optical Characteristics (T_c = 25°C)**T_c: Case temperature

Item		Symbol	Conditions	Min.	Typ.	Max.	Unit
Threshold current		I _{th}		—	45	55	mA
Operating current		I _{op}	P _o = 4mW	—	50	65	mA
Maximum operating current		I _{op} MAX	P _o = 5mW, T _c = 70°C	—	—	100	mA
Operating voltage		V _{op}	P _o = 4mW	—	2.2	2.6	V
Wavelength		λ _p	P _o = 4mW	645	655	660	nm
Differential efficiency		η _D	P _o = 4mW	—	0.6	0.9	mW/mA
Radiation angle	Paralell	θ//	P _o = 4mW	7	8.5	11	degree
	Perpendicular	θ⊥		31	35	42	degree
Astigmatism		As	P _o = 4mW	—	0	—	μm
Positional accuracy	Angle	Δφ//	P _o = 4mW	—	—	±1.5	degree
		Δφ⊥		—	—	±3	degree
	Position	ΔX, ΔY, ΔZ		—	—	±80	μm
Monitor current		I _{mon}	P _o = 4mW, V _R = 5V	0.1	0.2	0.5	mA

(CD)**Electrical and Optical Characteristics (T_c = 25°C)**T_c: Case temperature

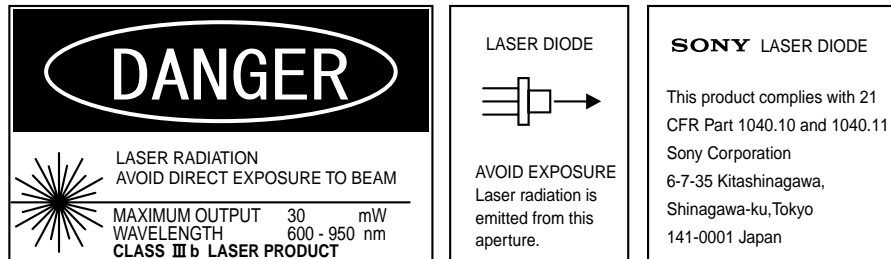
Item		Symbol	Conditions	Min.	Typ.	Max.	Unit
Threshold current		I _{th}		—	55	70	mA
Operating current		I _{op}	P _o = 4mW	—	65	75	mA
Maximum operating current		I _{op} MAX	P _o = 7mW, T _c = 70°C	—	—	110	mA
Operating voltage		V _{op}	P _o = 4mW	—	1.9	2.5	V
Wavelength		λ _p	P _o = 4mW	770	790	800	nm
Differential efficiency		η _D	P _o = 4mW	—	0.4	0.7	mW/mA
Radiation angle	Paralell	θ//	P _o = 4mW	10	15	21	degree
	Perpendicular	θ⊥		34	37	40	degree
Astigmatism		As	P _o = 4mW	—	15	—	μm
Positional accuracy	Angle	Δφ//	P _o = 4mW	—	—	±2	degree
		Δφ⊥		—	—	±3	degree
	Position	ΔX, ΔY, ΔZ		—	—	±80	μm
Monitor current		I _{mon}	P _o = 4mW, V _R = 5V	0.12	0.3	0.6	mA

Positional spacing: 110 ± 3μm

Notes on Operation

Care should be taken for the following points when using this product.

- (1) This product corresponds to a Class 3B product under IEC60825-1 and JIS standard C6802 "Laser Product Emission Safety Standards".



- (2) Eye protection against laser beams

Take care not to allow laser beams to enter your eyes under any circumstances.

For observing laser beams, ALWAYS use safety goggles that block laser beams. Usage of IR scopes, IR cameras and fluorescent plates is also recommended for monitoring laser beams safely.

- (3) Gallium Arsenide

This product uses gallium arsenide (GaAs). This is not a problem for normal use, but GaAs vapors may be potentially hazardous to the human body. Therefore, never crush, heat to the maximum storage temperature or higher, or place the product in your mouth.

In addition, the following disposal methods are recommended when disposing of this product.

1. Engaging the services of a contractor certified in the collection, transport and intermediate treatment of items containing arsenic.
2. Managing the product through to final disposal as specially managed industrial waste which is handled separately from general industrial waste and household waste.

- (4) Prevention of surge current and electrostatic discharge

Laser diodes are most sensitive to electrostatic discharge among semiconductors. When a large current is passed through the laser diode for even an extremely short time, the strong light emitted from the laser diode promotes deterioration and then destruction of the laser diode. Therefore, note that surge current should not flow to the laser diode driving circuit from switches and others. Also, if the laser diode is handled carelessly, it may be destroyed instantly because electrostatic discharge is easily applied by a human body. Therefore, be extremely careful about overcurrent and electrostatic discharge.

- (5) Use for special applications

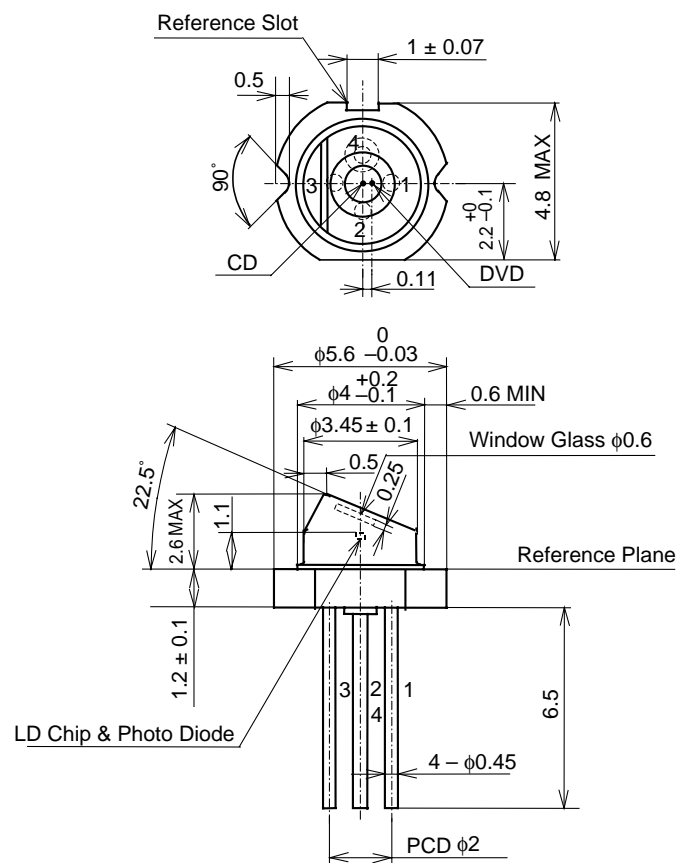
This product is not designed or manufactured for use in equipment used under circumstances where failure may pose a risk to life and limb, or result in significant material damage, etc.

Consult your Sony sales representative when investigating use for medical, vehicle, nuclear power control or other special applications. Also, use the power supply that was designed not to exceed the optical power output specified at the absolute maximum ratings.

Package Outline

Unit: mm

M-S011



SONY CODE	M-S011
EIAJ CODE	_____
JEDEC CODE	_____

PACKAGE MASS	0.3g
--------------	------