

# THREE PHASE DIODE+THYRISTOR DFA200AA80/160

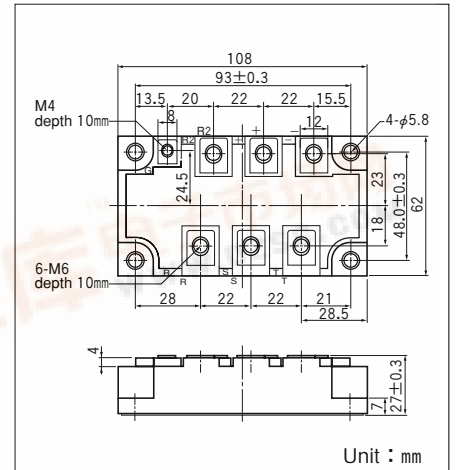
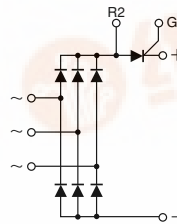
**SanRex** Power Module, **DFA200AA**, is complex isolated module which is designed for rash current circuit.

It contains six diodes connected in a three phase bridge configuration, and a thyristor connected to a direct current line.

- This Module is designed very compactly. Because diode module and thyristor put together.
- This Module is also isolated type between electorode terminal and mounting base. So you can put this Module and other one together in a same fin.

**(Application)**

- Inverter for AC or DC motor control, Current stabilized power supply, Switching power supply.



● **DIODE**

■ **Mximum Ratings**

(Tj=25°C unless otherwise specified)

Symbol	Item	Ratings		Unit
		DFA200AA80	DFA200AA160	
VRRM	Repetitive Peak Reverse Voltage	800	1600	V
VRSM	Non-Repetitive Peak Reverse Voltage	960	1700	V

Symbol	Item	Conditions	Ratings	Unit
Id	Output Current (D.C.)	Three phase full wave, Tc=96°C	200	A
IfSM	Surge forward current	1 cycle, 50/60Hz, peak value, non-repetitive	1850/2000	kA
Tj	Operating Junction Temperature		-30 to +150	°C
Tstg	Storage Temperature		-30 to +135	°C
Viso	Isolation Breakdown Voltage (R.M.S.)	A.C. 1minute	2500	V
	Mounting Torque	Mounting (M5)	Recommended Value 1.5-2.5 (15-25)	2.7 (28)
		Terminal (M6)	Recommended Value 2.5-3.9 (25-40)	4.7 (48)
		Terminal (M4)	Recommended Value 1.0-1.4 (10-14)	1.5 (15)
	Mass	Typical Value	460	g

■ **Electrical Characteristics**

Symbol	Item	Conditions	Ratings	Unit
IRRM	Repetitive Peak Reverse Current,max.	Tj=150°C, VR=VRRM	20	mA
VFM	Forward Voltage Drop,max.	If=200A Inst. measurement	1.35	V
Rth(j-c)	Thermal Impedance, max.	Junction to Case (TOTAL)	0.10	°C/W



# DFA200AA80/160

## ● THYRISTOR

### ■ Maximum Ratings

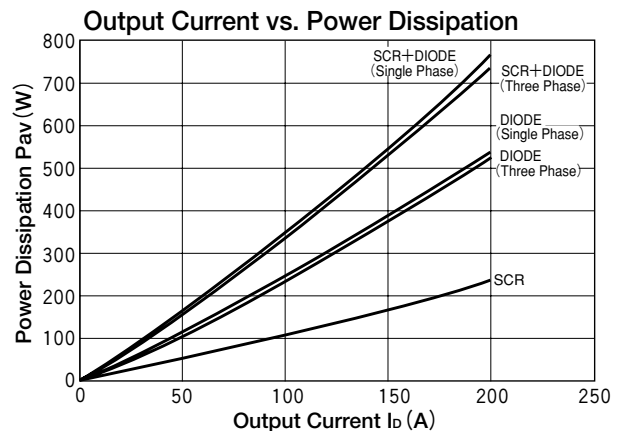
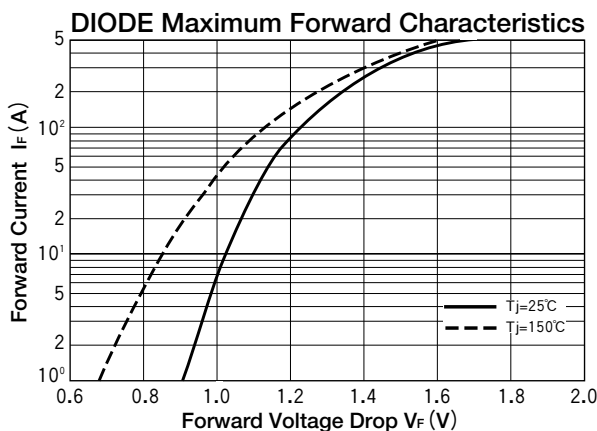
(T<sub>j</sub>=25°C unless otherwise specified)

Symbol	Item	Ratings		Unit
		DFA200AA80	DFA200AA160	
V <sub>RRM</sub>	Repetitive Peak Reverse Voltage	800	1600	V
V <sub>RSM</sub>	Non-Repetitive Peak Reverse Voltage	960	1700	V
V <sub>DRM</sub>	Repetitive Peak Off-State Voltage	800	1600	V

Symbol	Item	Conditions	Ratings	Unit	
I <sub>T(AV)</sub>	Average On-State Current	Singl phase half wave. 180° conduction, T <sub>c</sub> =93°C	200	A	
I <sub>TSM</sub>	Surge On-State Current	½cycle, 50/60Hz, peak value, non-repetitive	1850/2000	A	
I <sup>2</sup> t	I <sup>2</sup> t (for fusing)	Value for one of surge current	17000	A <sup>2</sup> S	
di/dt	Critical Rate of Rise of On-State Current	I <sub>G</sub> =100mA, V <sub>D</sub> =½V <sub>DRM</sub> , di <sub>G</sub> /dt=0.1A/μs	200	A/μs	
V <sub>ISO</sub>	Isolation Breakdown Voltage (R.M.S.)	A.C. 1minute	2500	V	
T <sub>j</sub>	Operating Junction Temperature	T <sub>j</sub> =125°C~135°C	-30 to +135	°C	
T <sub>stg</sub>	Storage Temperature		-30 to +135	°C	
	Mounting Torque	Mounting (M5)	Recommended Value 1.5-2.5 (15-25)	2.7 (28)	N·m (kgf·cm)
		Terminal (M6)	Recommended Value 2.5-3.9 (15-25)	4.7 (48)	
		Terminal (M4)	Recommended Value 1.0-1.4 (15-25)	1.5 (15)	
	Mass	Typical Value	460	g	

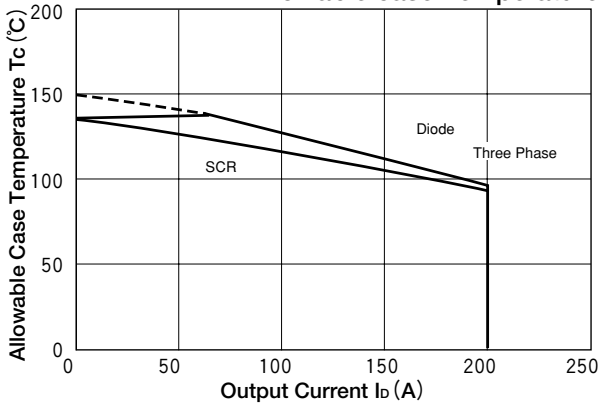
### ■ Electrical Characteristics

Symbol	Item	Conditions	Ratings	Unit
I <sub>DRM</sub>	Repetitive Peak off-State Current, max.	T <sub>j</sub> =135°C, V <sub>D</sub> =V <sub>DRM</sub>	50	mA
I <sub>RRM</sub>	Repetitive Peak Reverse Current, max.	T <sub>j</sub> =135°C, V <sub>D</sub> =V <sub>DRM</sub>	50	mA
V <sub>TM</sub>	Peak on-State Voltage, max.	I <sub>T</sub> =200A Inst. measurement	1.15	V
I <sub>GT</sub>	Gate Trigger Current, max.	V <sub>D</sub> =6V, I <sub>T</sub> =1A	100	mA
V <sub>GT</sub>	Gate Trigger Voltage, max.	V <sub>D</sub> =6V, I <sub>T</sub> =1A	3	V
dv/dt	Critical Rate of off-State Voltage, min.	T <sub>j</sub> =125°C, V <sub>D</sub> =⅔V <sub>DRM</sub>	500	V/μs
R <sub>th(j-c)</sub>	Thermal Impedance, max.	Junction to Case	0.18	°C/W

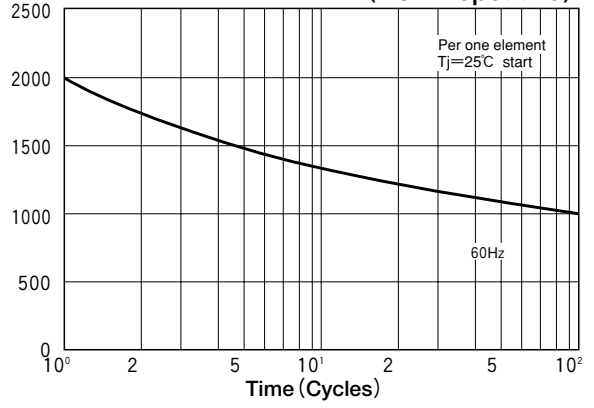


# DFA200AA80/160

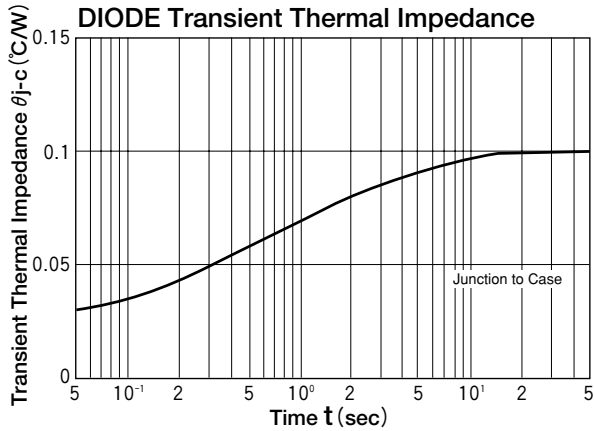
**Output Current vs. Allowable case Temperature**



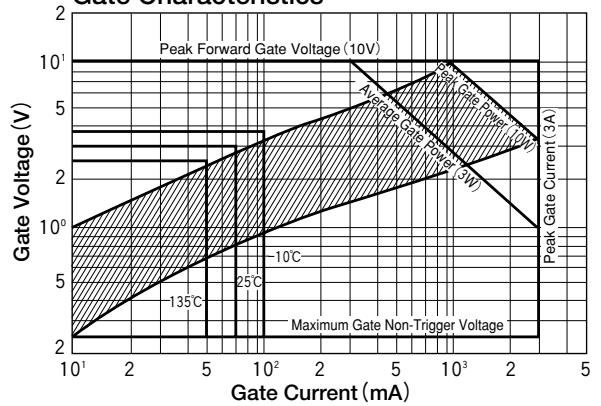
**DIODE Surge Forward Current Rating (Non-Repetitive)**



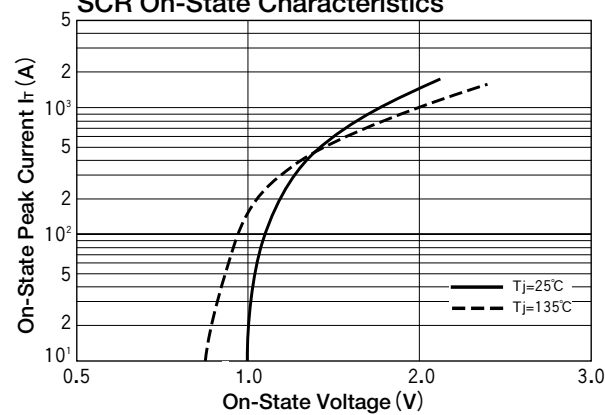
**DIODE Transient Thermal Impedance**



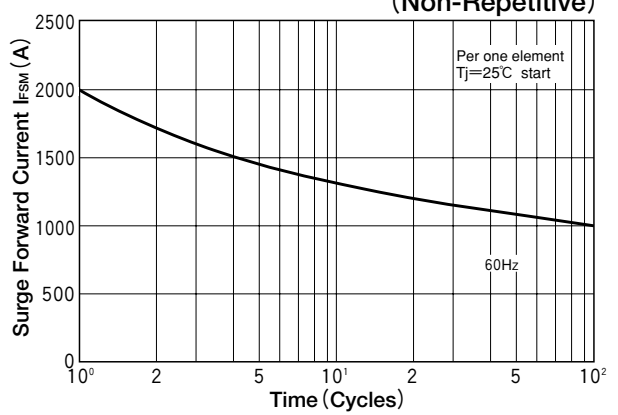
**Gate Characteristics**



**SCR On-State Characteristics**



**Surge On-State Current Rating (Non-Repetitive)**



**SCR Transient Thermal Impedance**

