查询DI103供应商 捷多邦，专业PCB打样工厂，24小时加急出货

DI101 THRU DI107

SINGLE PHASE 1.0 AMP BRIDGE RECTIFIERS

FMS

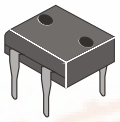

VOLTAGE RANGE
50 to 1000 Volts
CURRENT
1.0 Ampere

FEATURES

* Ideal for printed circuit board
* Reliable low cost construction utilizing molded plastic technique
* High surge current capability
* Polarity: marked on body
* Mounting position: Any
* Weight: 1.0 grams

DB-1

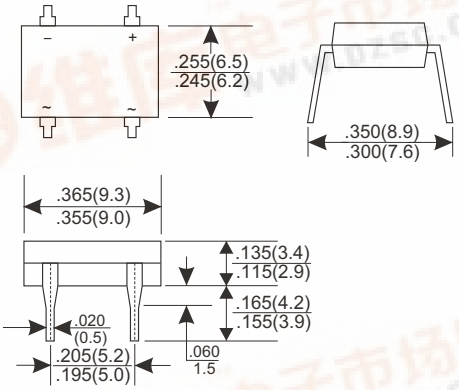

Dimensions in inches and (millimeters)

MAXIMUM RATINGS AND ELECTRICAL CHARACTERISTICS

Rating 25°C ambient temperature uniess otherwies specified.
Single phase half wave, 60Hz, resistive or inductive load.
For capacitive load, derate current by 20%.

TYPE NUMBER	DI101	DI102	DI103	DI104	DI105	DI106	DI107	UNITS
Maximum Recurrent Peak Reverse Voltage	50	100	200	400	600	800	1000	V
Maximum RMS Voltage	35	70	140	280	420	560	700	V
Maximum DC Blocking Voltage	50	100	200	400	600	800	1000	V
Maximum Average Forward Rectified Current .375"(9.5mm) Lead Length at Ta=40°C	1.0							A
Peak Forward Surge Current, 8.3 ms single half sine-wave superimposed on rated load (JEDEC method)	50							A
Maximum Forward Voltage Drop per Bridge Element at 1.0A D.C.	1.1							V
Maximum DC Reverse Current Ta=25°C	10							A
at Rated DC Blocking Voltage Ta=125°C	500							A
Operating Temperature Range, T_J	-65 — +125							°C
Storage Temperature Range, T_{STG}	-65 — +150							°C

找PDF 维库一下 pdf.dzsc.com

RATING AND CHARACTERISTIC CURVES (DI101 THRU DI107)

FIG.1-TYPICAL FORWARD CURRENT DERATING CURVE

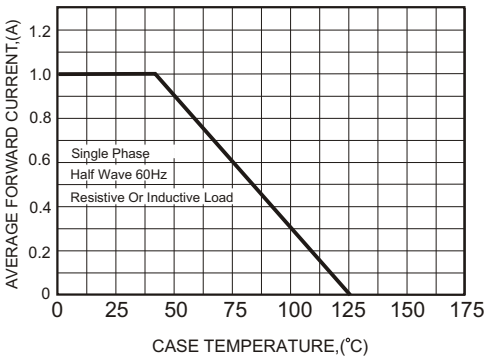

FIG.2-MAXIMUM NON-REPETITIVE FORWARD SURGE CURRENT

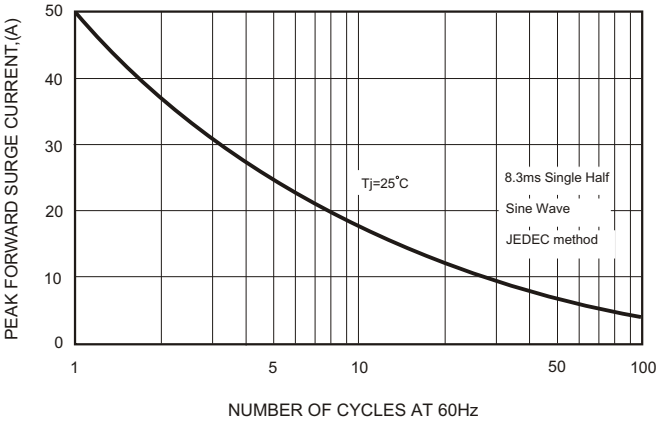

FIG.3-TYPICAL FORWARD CHARACTERISTICS

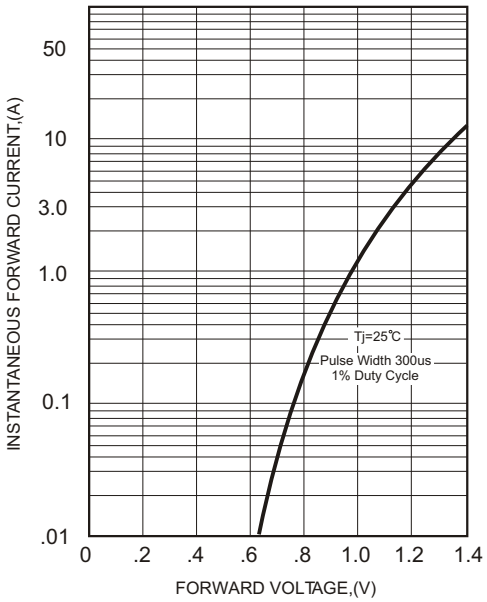
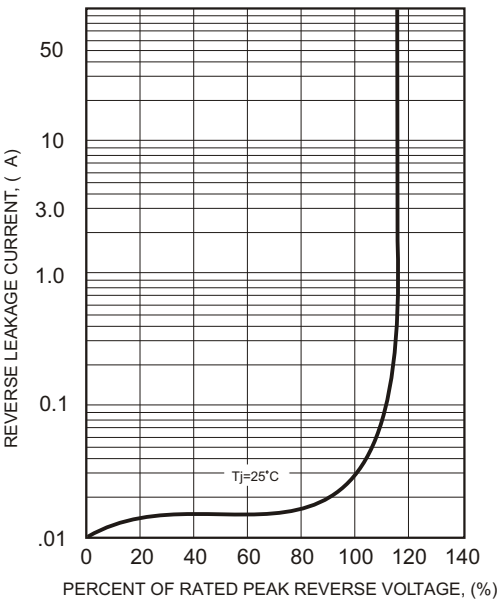
FIG.4-TYPICAL REVERSE CHARACTERISTICS