



Micro Commercial Components

Micro Commercial Components  
 20736 Marilla Street Chatsworth  
 CA 91311  
 Phone: (818) 701-4933  
 Fax: (818) 701-4939

# DL4148

## Features

- Low Current Leakage
- Compression Bond Construction
- Low Cost
- Surface Mount Applications

## Maximum Ratings

- Operating Temperature: -65°C to +175°C
- Storage Temperature: -65°C to +175°C
- Maximum Thermal Resistance: 500K/W Junction To Ambient  
 Tested on PC Board 50mm x 50mm x 1.6mm

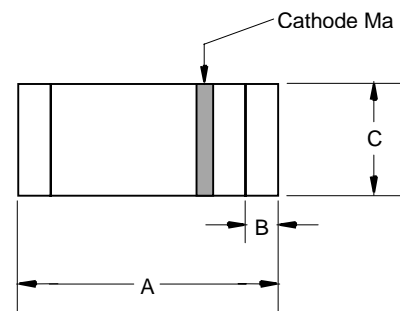
## Electrical Characteristics @ 25°C Unless Otherwise Specified

Reverse Voltage	$V_R$	75V	
Breakdown Voltage	$V_{BR}$	100V	$I_R=100 \mu A$
Average Forward Current	$I_O$	150mA	
Power Dissipation	$P_{TOT}$	500mW	
Junction Temperature	$T_J$	175°C	
Peak Forward Surge Current	$I_{FSM}$	2.0A	$t_p = 1.0 \mu s$
Maximum Instantaneous Forward Voltage	$V_F$	1.0V	$I_{FM} = 10mA$
Maximum DC Reverse Current At Rated DC Blocking Voltage	$I_R$	25nA 5.0 $\mu A$ 50 $\mu A$	$V_R=20V; T_J = 25^\circ C$ $V_R=75V; T_J = 25^\circ C$ $V_R=20V; T_J = 150^\circ C$
Maximum Junction Capacitance	$C_J$	4.0pF	Measured at 1.0MHz, $V_R=0V$
Maximum Reverse Recovery Time	$T_{rr}$	4.0ns	$I_F=10mA; V_R = 6V$ $R_L=100\Omega$

\*Pulse test: Pulse width 300  $\mu sec$ , Duty cycle 2%

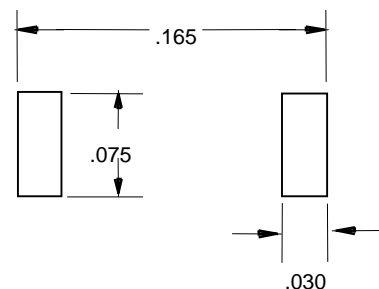
## 500mW High Speed Switching Diode 100 Volt

### MiniMELF



DIM	DIMENSIONS				NOTE
	INCHES		MM		
A	.134	.142	3.40	3.60	
B	.008	.016	.20	.40	
C	.055	.059	1.40	1.50	Ø

### SUGGESTED SOLDER PAD LAYOUT

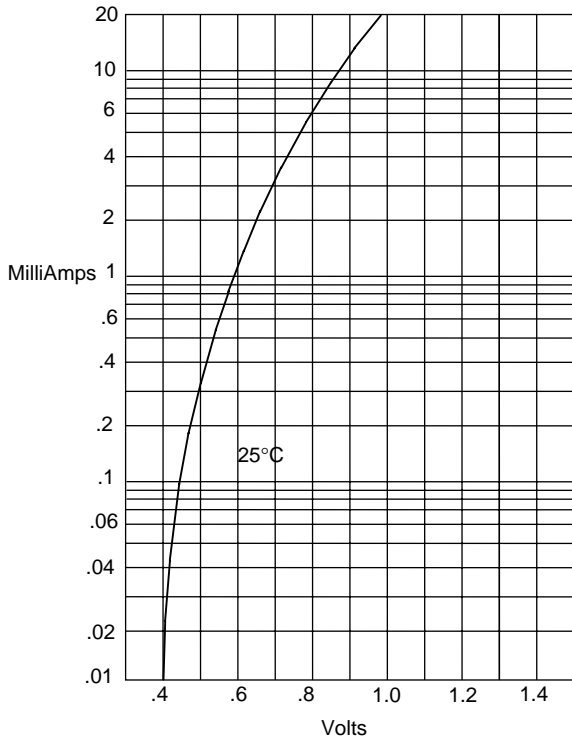


# DL4148



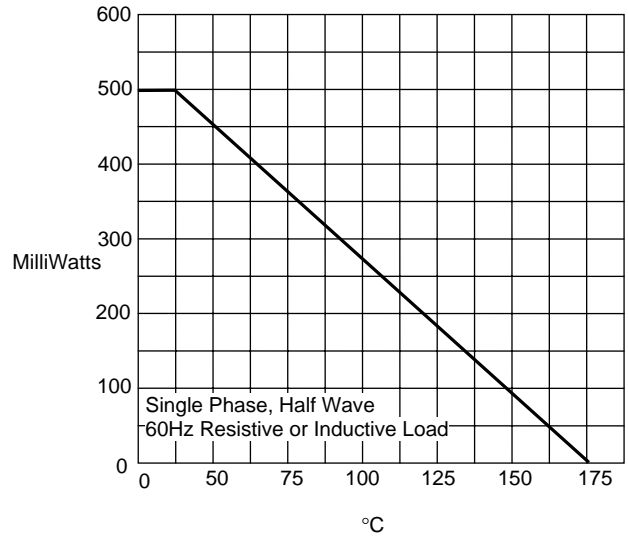
Micro Commercial Components

Figure 1  
Typical Forward Characteristics



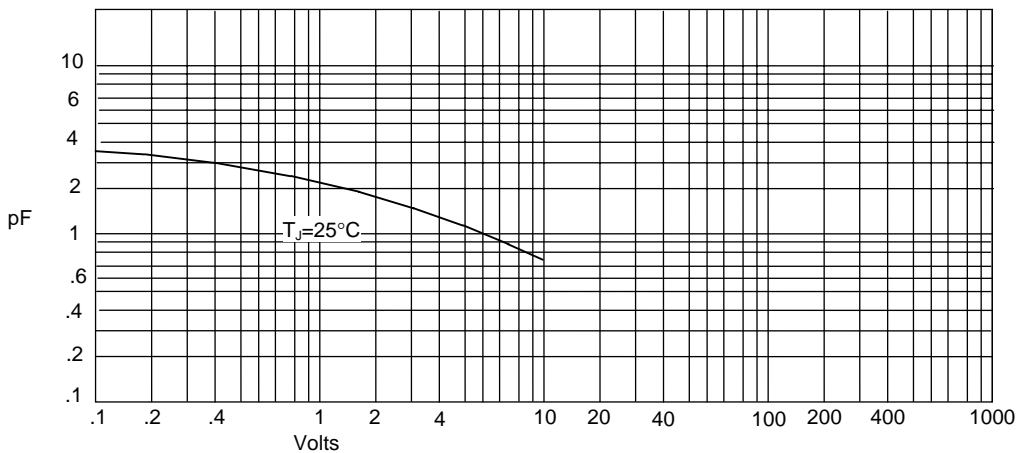
Instantaneous Forward Current - MilliAmperes versus  
Instantaneous Forward Voltage - Volts

Figure 2  
Forward Derating Curve



Admissible Power Dissipation - MilliWatts versus  
Ambient Temperature - °C

Figure 3  
Junction Capacitance



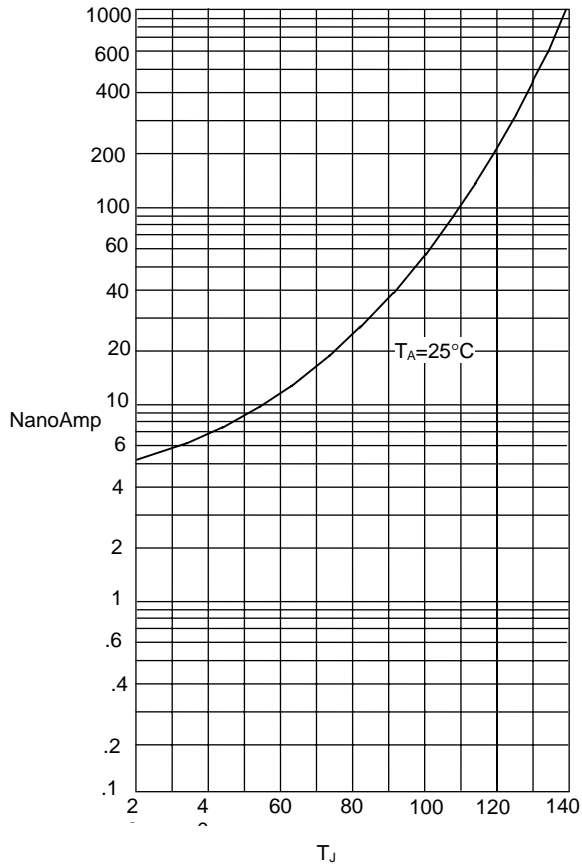
Junction Capacitance - pF versus  
Reverse Voltage - Volts

# DL4148



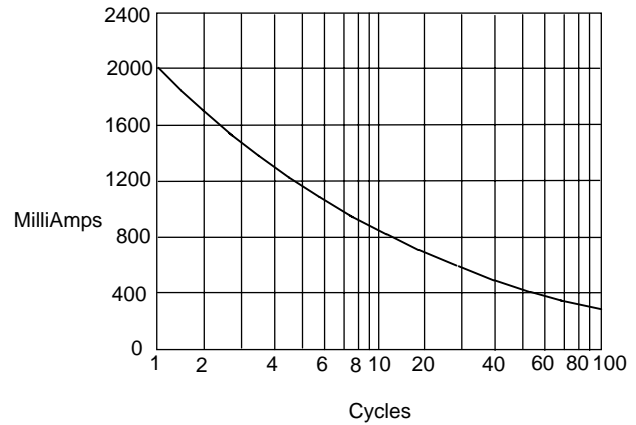
Micro Commercial Components

Figure 4  
Typical Reverse Characteristics



Instantaneous Reverse Leakage Current - NanoAmperes versus Junction Temperature - °C

Figure 5  
Peak Forward Surge Current



Peak Forward Surge Current - Amperes versus Number Of Cycles At 60Hz - Cycles



TM

Micro Commercial Components

**\*\*\*IMPORTANT NOTICE\*\*\***

*Micro Commercial Components Corp.* reserves the right to make changes without further notice to any product herein to make corrections, modifications, enhancements, improvements, or other changes. *Micro Commercial Components Corp.* does not assume any liability arising out of the application or use of any product described herein; neither does it convey any license under its patent rights, nor the rights of others. The user of products in such applications shall assume all risks of such use and will agree to hold *Micro Commercial Components Corp.* and all the companies whose products are represented on our website, harmless against all damages.

**\*\*\*APPLICATIONS DISCLAIMER\*\*\***

Products offer by *Micro Commercial Components Corp.* are not intended for use in Medical, Aerospace or Military Applications.