

Ordering number : EN2822

<b>SANYO</b>	No.2822	<b>DSH015</b> Silicon Epitaxial Type High-Speed Switching Diode
--------------	---------	---

**Features**

- Very small-sized package permitting DSH015-applied sets to be made small and slim
- Fast switching speed

**Absolute Maximum Ratings at Ta = 25°C**

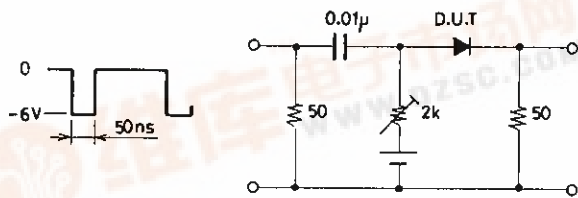
			unit
Peak Reverse Voltage	$V_{RM}$	-75	V
Reverse Voltage	$V_R$	-50	V
Surge Current	$I_{FSM}$ 1μ sec	4	A
Average Rectified Current	$I_O$	150	mA
Peak Forward Current	$I_{FM}$	300	mA
Junction Temperature	$T_j$	150	°C
Storage Temperature	$T_{stg}$	-55 to +150	°C

**Electrical Characteristics at Ta = 25°C**

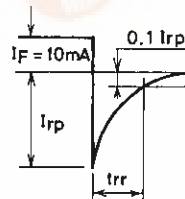
			min	typ	max	unit
Forward Voltage	$V_F$ $I_F = 10mA$	$I_F = 50mA$	0.72	1.0		V
		$I_F = 100mA$	0.85	1.0		V
			0.92	1.2		V
Reverse Current	$I_R$ $V_R = -50V$			-100		nA
Interterminal Capacitance	$C$ $V_R = 0, f = 1MHz$		4.0	7		pF
Reverse Recovery Time	$t_{rr}$ $I_F = 10mA, V_R = -6V, R_L = 50\Omega, I_{rr} = 0.1I_{rp}$			5		ns
Rated I/O Frequency					20	MHz

Marking : A2

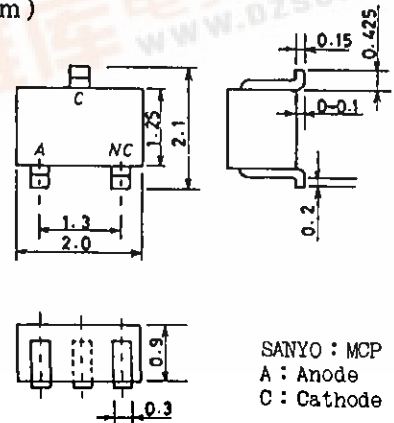
**Reverse Recovery Time Test Circuit**



Unit (resistance: Ω, capacitance: F)

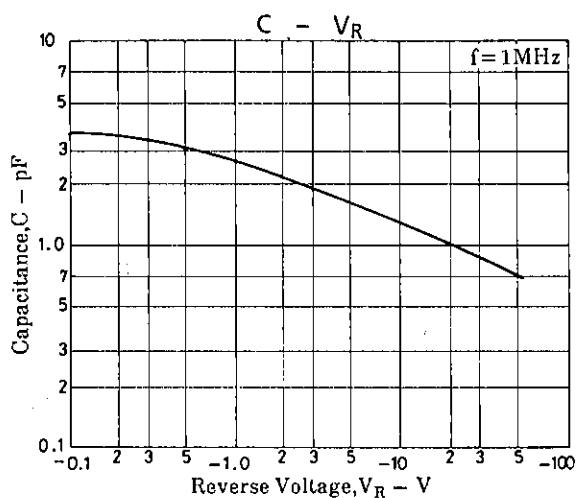
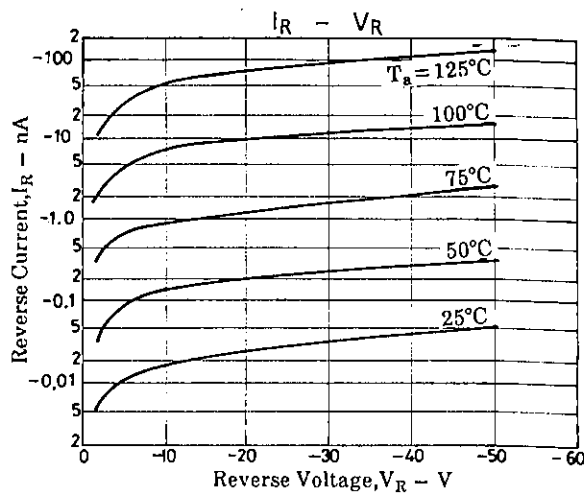
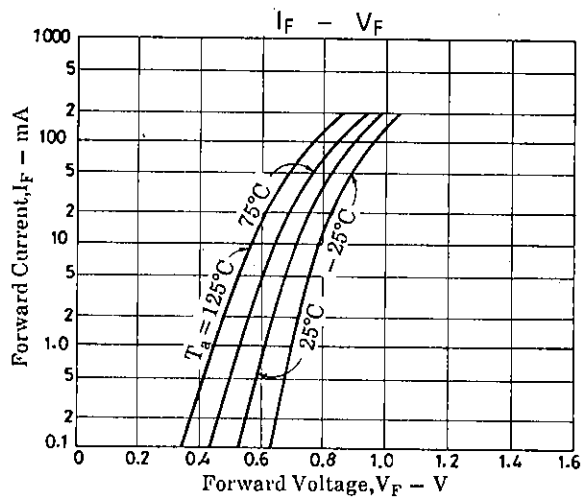


**Package Dimensions 1197**  
(unit: mm)



SANYO : MCP  
A : Anode  
C : Cathode

# DSH015



- No products described or contained herein are intended for use in surgical implants, life-support systems, aerospace equipment, nuclear power control systems, vehicles, disaster/crime-prevention equipment and the like, the failure of which may directly or indirectly cause injury, death or property loss.
- Anyone purchasing any products described or contained herein for an above-mentioned use shall:
  - ① Accept full responsibility and indemnify and defend SANYO ELECTRIC CO., LTD., its affiliates, subsidiaries and distributors and all their officers and employees, jointly and severally, against any and all claims and litigation and all damages, cost and expenses associated with such use:
  - ② Not impose any responsibility for any fault or negligence which may be cited in any such claim or litigation on SANYO ELECTRIC CO., LTD., its affiliates, subsidiaries and distributors or any of their officers and employees jointly or severally.
- Information (including circuit diagrams and circuit parameters) herein is for example only; it is not guaranteed for volume production. SANYO believes information herein is accurate and reliable, but no guarantees are made or implied regarding its use or any infringements of intellectual property rights or other rights of third parties.