

SBD Type : EA20QC06-F

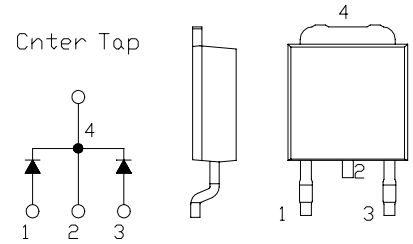
OUTLINE DRAWING

構造 : 表面実装型、ショットキバリアダイオード(S B D)

Construction: Surface Mounting, Schottky Barrier Diode

用途 : 高周波整流用

Application : High Frequency Rectification



最大定格 / Maximum Ratings

Approx Net Weight:0.30g

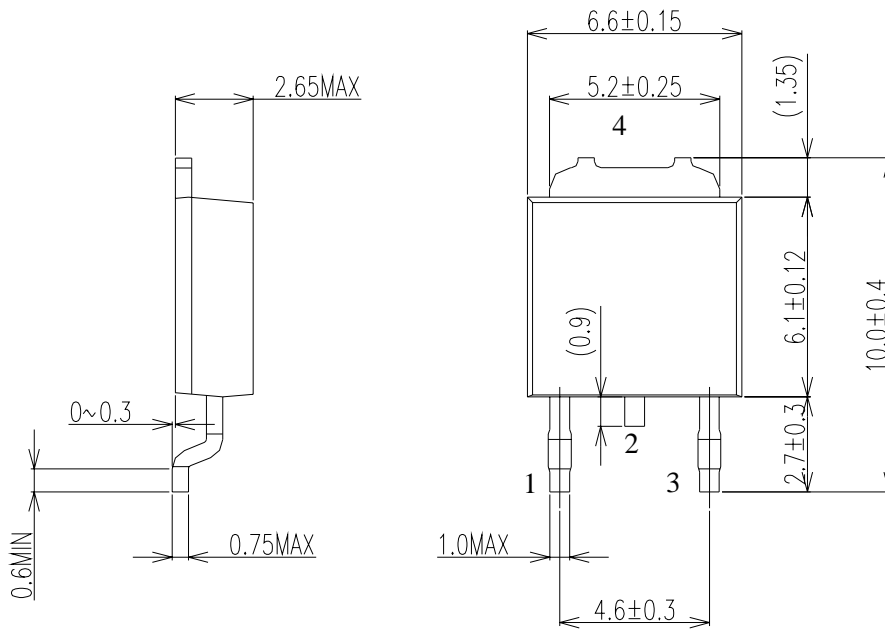
Rating		Symbol	EA20QC06-F			Unit
くり返しピーク逆電圧 Repetitive Peak Reverse Voltage		V_{RRM}	60			V
非くり返しピーク逆電圧 Non-repetitive Peak Reverse Voltage		V_{RSM}	65			V
平均整流電流 Average Rectified Output Current	P.C.Board mounted *	I_0	1.4	Ta=28	50 Hz、正弦全波通電抵抗負荷 Full Sine Wave Resistive Load	A
	-		2	Tc=135		
実効順電流 RMS Forward Current		$I_{F(RMS)}$	2.22			A
サージ順電流 Surge Forward Current		I_{FSM}	20	50 Hz 正弦全波, 1サイクル, 非くり返し Full Sine Wave, 1cycle, Non-repetitive		A
動作接合温度範囲 Operating Junction Temperature Range		Tjw	- 40 ~ + 150			
保存温度範囲 Storage Temperature Range		Tstg	- 40 ~ + 150			

電氣的・熱的特性 / Electrical・Thermal Characteristics

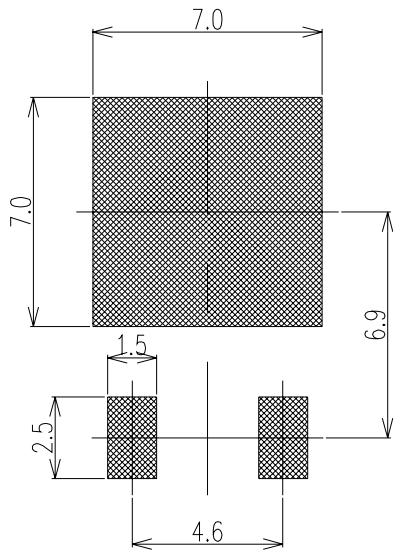
Characteristics		Symbol	Conditions	Min	Typ	Max	Unit
ピーク逆電流 Peak Reverse Current		I_{RM}	Tj=25 , $V_{RM}=V_{RRM}$ per Arm	-	-	1	mA
ピーク順電圧 Peak Forward Voltage		V_{FM}	Tj=25 , $I_{FM}=1A$ per Arm	-	-	0.58	V
熱抵抗 Thermal Resistance	接合部・周囲間 Junction to Ambient	Rth(j-a)	P.C.Board mounted *	-	-	80	/W
	接合部・ケース間 Junction to Case	Rth(j-c)	-	-	-	6	/W

* Print Land = 20 × 20 mm

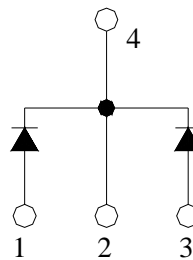
EA20QC06-F外形図 (mm)



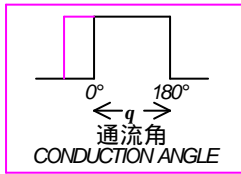
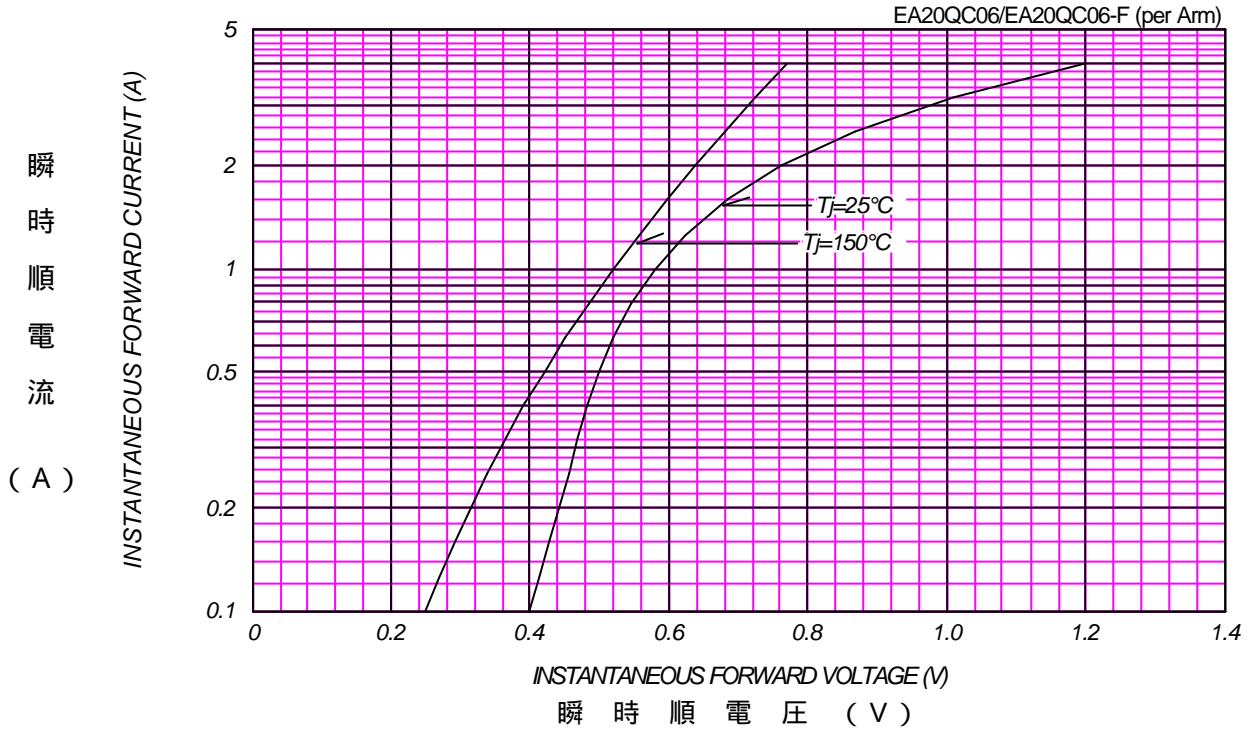
Soldering PAD



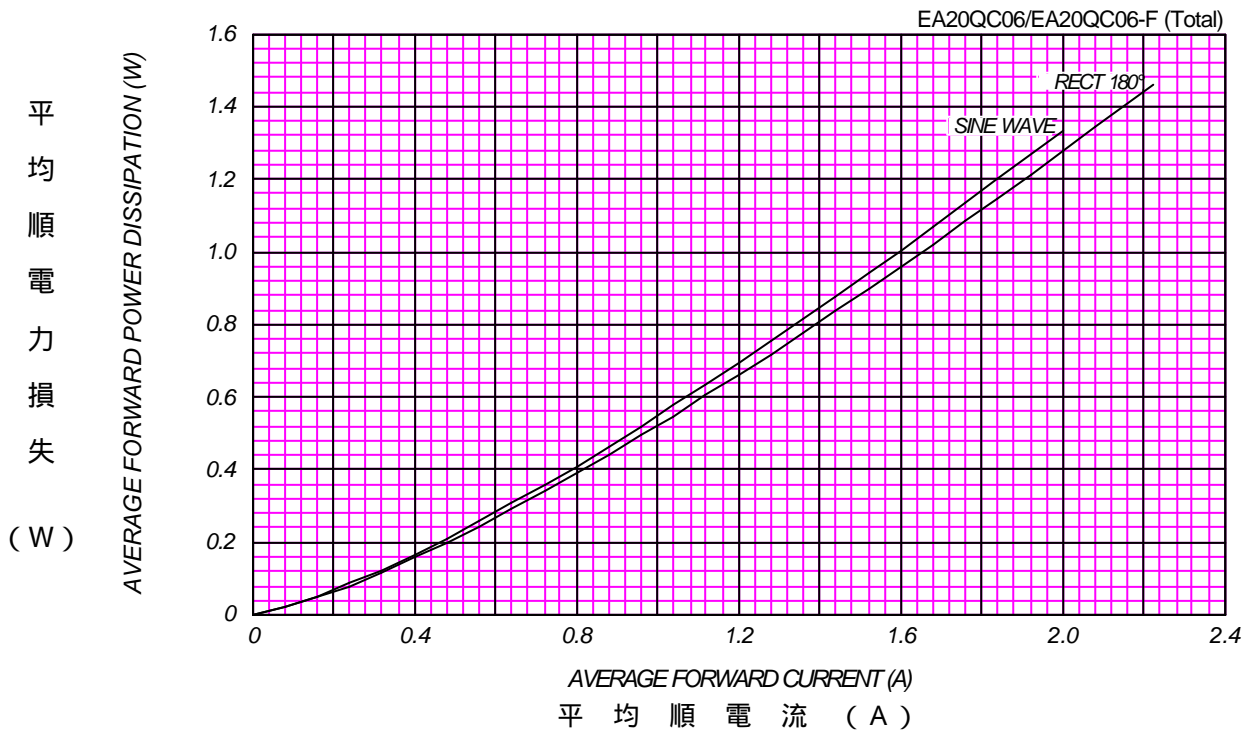
Center Tap



順電壓特性
FORWARD CURRENT VS. VOLTAGE



平均順電力損失特性
AVERAGE FORWARD POWER DISSIPATION



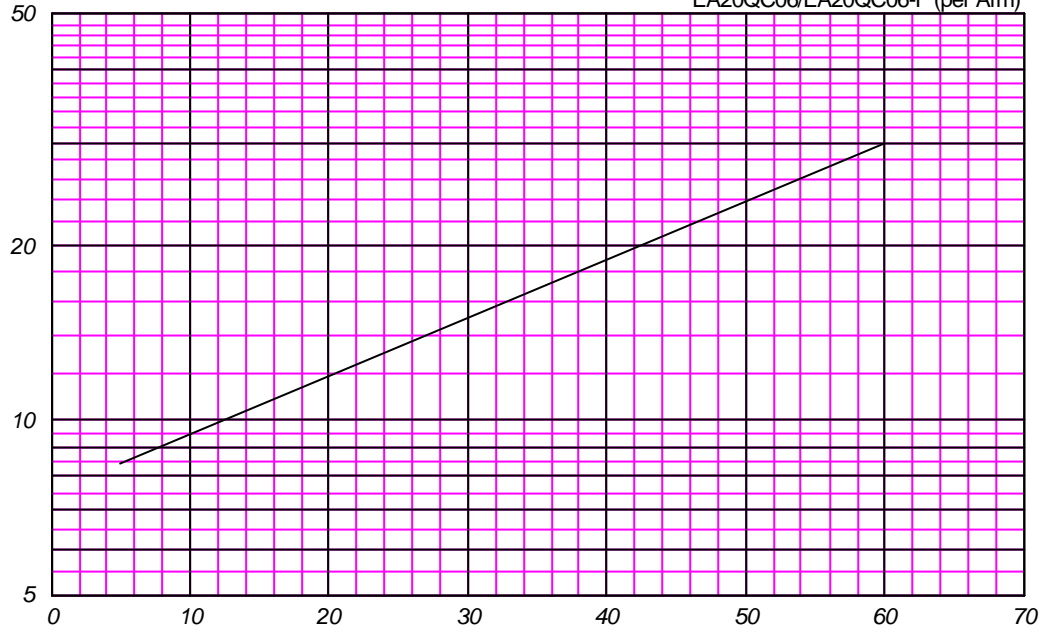
ピーク逆電流 - ピーク逆電圧特性
 PEAK REVERSE CURRENT VS. PEAK REVERSE VOLTAGE

T_j = 150 °C

EA20QC06/EA20QC06-F (per Arm)

ピーク逆電流
 (mA)

PEAK REVERSE CURRENT (mA)



PEAK REVERSE VOLTAGE (V)

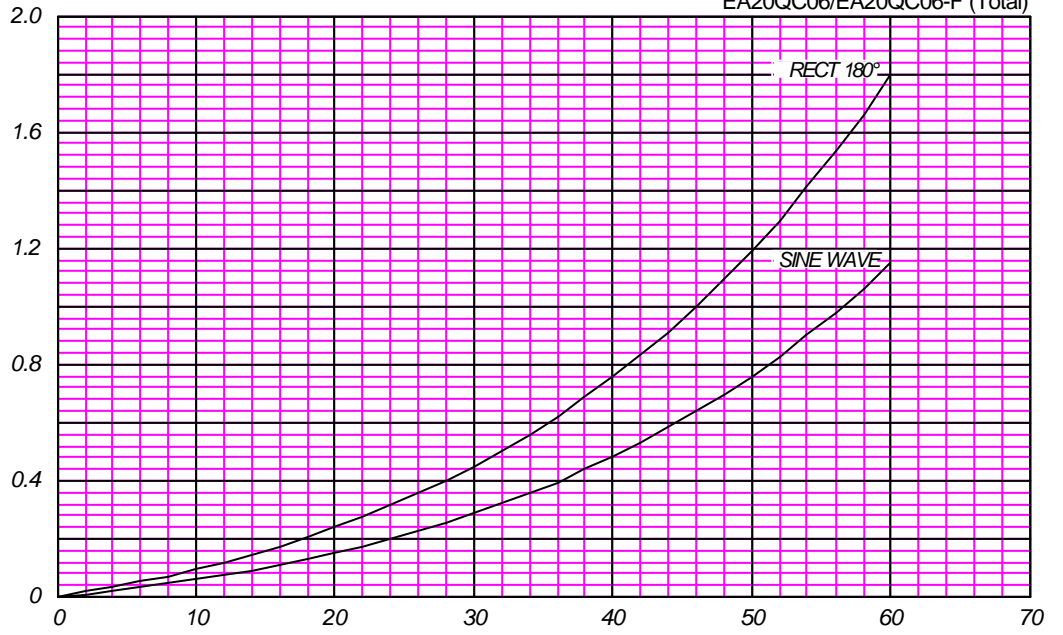
ピーク逆電圧 (V)

平均逆電力損失
 AVERAGE REVERSE POWER DISSIPATION

EA20QC06/EA20QC06-F (Total)

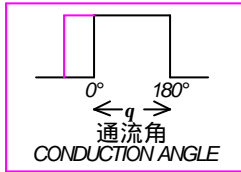
平均逆電力損失
 (W)

AVERAGE REVERSE POWER DISSIPATION (W)



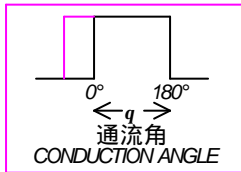
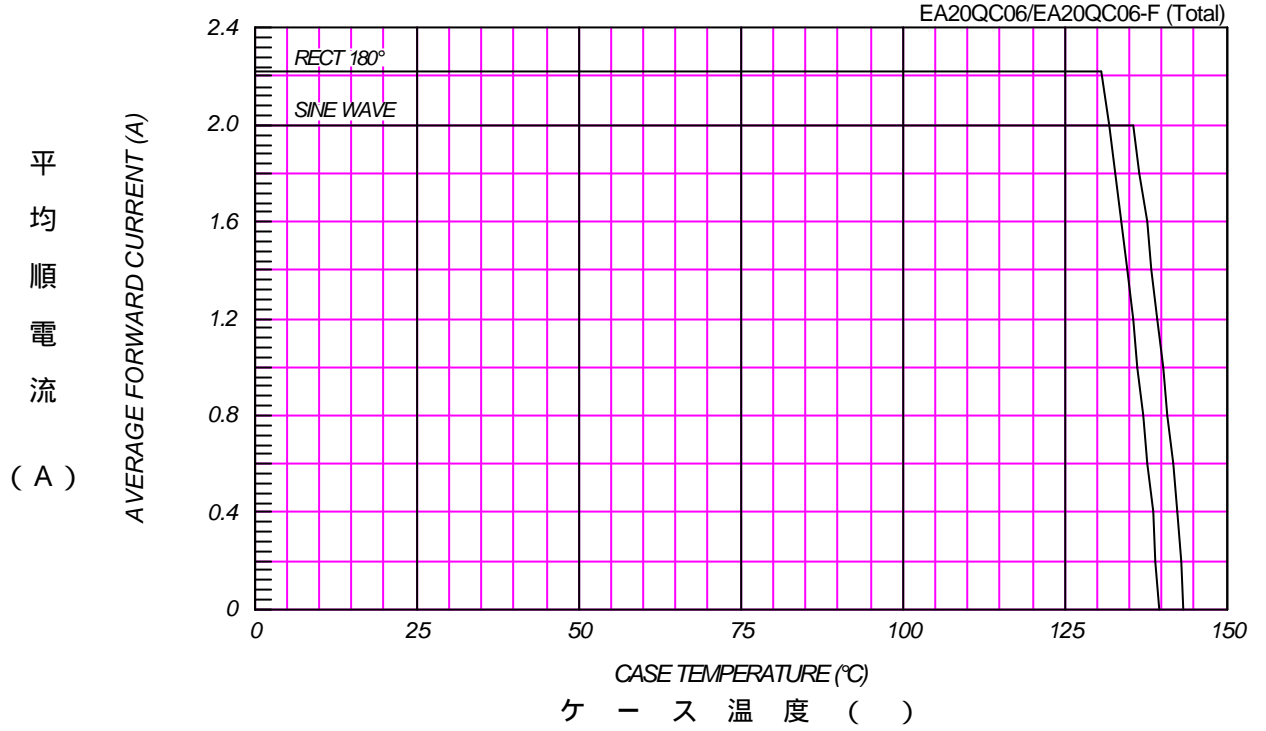
REVERSE VOLTAGE (V)

逆電圧 (V)



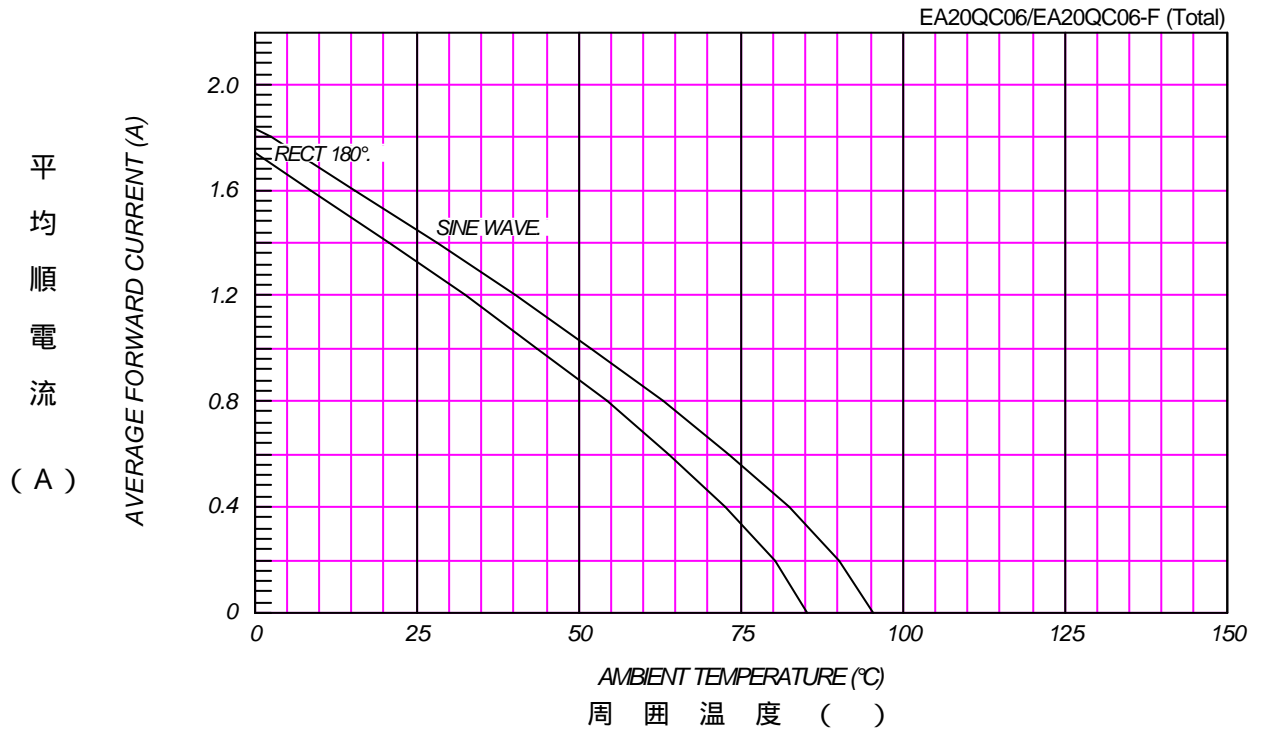
平均順電流 - ケース温度定格
AVERAGE FORWARD CURRENT VS. CASE TEMPERATURE

$V_{RM}=60V$



平均順電流 - 周囲温度定格
AVERAGE FORWARD CURRENT VS. AMBIENT TEMPERATURE

P.C. Board mounted (Print land=20x20mm)



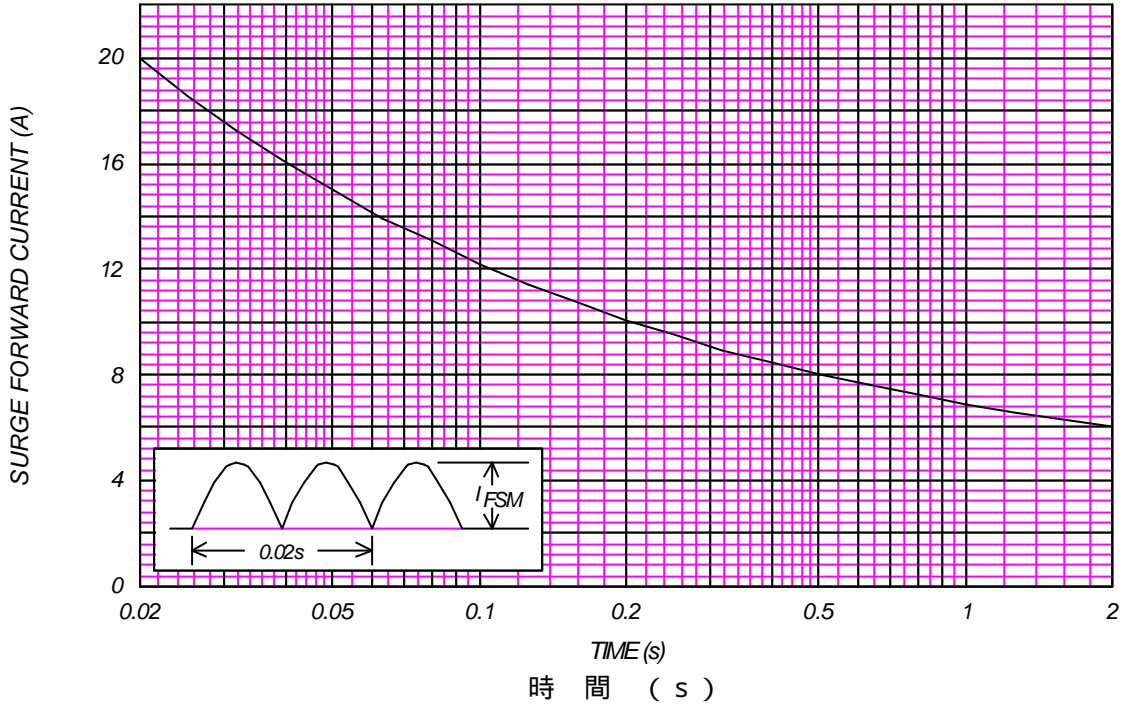
サージ順電流定格
SURGE CURRENT RATINGS

f=50Hz,Sine Wave,Non-Repetitive,No Load

EA20QC06/EA20QC06-F

サ
ー
ジ
順
電
流

(A)



接合容量特性
JUNCTION CAPACITANCE VS. REVERSE VOLTAGE

$T_j=25^\circ\text{C}, V_m=20\text{mV}_{\text{RMS}}, f=100\text{kHz}$, Typical Value

EA20QC06/EA20QC06-F (per Arm)

接
合
容
量

(pF)

