

The ECS-CR-1/CR-2-A Chip Type SMD ceramic resonator is an excellent low cost frequency control solution when absolute frequency accuracy is not important.

FEATURES

- Chip Type SMD package
- Wide frequency range
- Tape & Reel packaging (1,000 pcs. per reel)

PART NUMBERING GUIDE "EXAMPLE"

MANUFACTURER	PACKAGE TYPE	FREQUENCY	VERSION	TAPE AND REEL PACKAGING
ECS	- CR1	- 10.00	- A	- TR

Sample Part Number: ECS-CR-1-10.00-A-TR

OPERATING CONDITIONS/ELECTRICAL CHARACTERISTICS

PART NUMBER *	FREQUENCY RANGE (MHz)	FREQUENCY ACCURACY @ 25°C (%)	FREQUENCY STABILITY -20° ~ 80°C (%)	AGING FOR TEN YEARS (%)	RESONANT RESISTANCE (Ω) MAX.	INSULATION RESISTANCE @ 10 VDC
ECS-CR1-□-□□-A	8.00 ~ 13.00	±0.5	±0.3	±0.5	25	100 M Ω Min.
	13.01 ~ 50.00	±0.5	±0.3	±0.5	40	100 M Ω Min.
ECS-CR2-□-□□-A	10.00 ~ 40.00	±0.5	±0.3	±0.5	40	100 M Ω Min.

Complete part number to include frequency i.e. ECS-CR1-10.00-B-TR

PACKAGE DIMENSIONS (mm)

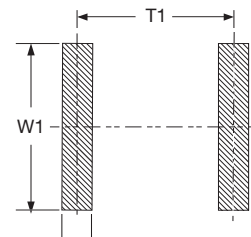
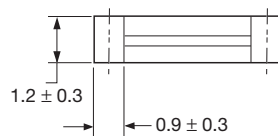
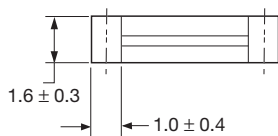
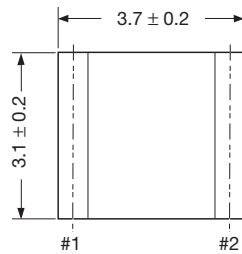
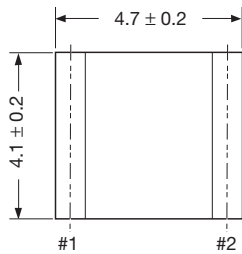


Figure 1) ECS-CR-1-A Series - Top & Side views

Figure 2) ECS-CR-2-A Series - Top & Side views

Figure 3) Land Pattern

PAD CONNECTIONS	
#1	In/Out
#2	Out/In

DIMENSIONS	CR1	CR2
T1	3.9±0.2	3.0±0.2
T2	0.8±0.2	0.7±0.2
W1	5.1±0.2	4.1±0.2