

## xDSL Differential Line Driver

The EL1517 is a dual operational amplifier designed for VDSL and ADSL line driving in DMT based solutions. This device features a high drive capability of 250mA while consuming only 7mA of supply current per amplifier and operating from a single 5V to 12V supply. This driver achieves a typical distortion of -80dBc, at 150kHz into a 25 $\Omega$  load. The EL1517 is available in the industry-standard 8-pin SO, the thermally-enhanced 16-pin QFN, and 10-pin HMSOP packages. All are specified for operation over the full -40°C to +85°C temperature range. The 16-pin QFN and 10-pin HMSOP package options have control pins C<sub>0</sub> and C<sub>1</sub> for controlling the bias and enable/disable of the outputs. These controls allow for lowering the power to fit the performance/power ratio for the application.

The EL1517 is ideal for ADSL, SDSL, HDSL2 and VDSL line driving applications.

## Ordering Information

PART NUMBER	PACKAGE	TAPE & REEL	PKG. DWG. #
EL1517IS	8-Pin SO	-	MDP0027
EL1517IS-T7	8-Pin SO	7"	MDP0027
EL1517IS-T13	8-Pin SO	13"	MDP0027
EL1517IL	16-Pin QFN	-	MDP0046
EL1517IL-T7	16-Pin QFN	7"	MDP0046
EL1517IL-T13	16-Pin QFN	13"	MDP0046
EL1517IYE	10-Pin HMSOP	-	MDP0050
EL1517IYE-T7	10-Pin HMSOP	7"	MDP0050
EL1517IYE-T13	10-Pin HMSOP	13"	MDP0050

## Features

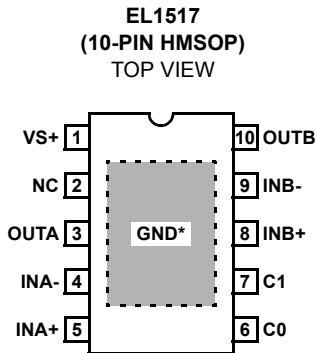
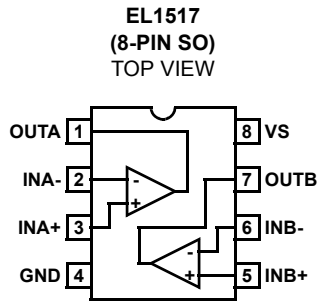
- Drives up to 250mA from a +12V supply
- 18V<sub>P-P</sub> differential output drive into 50 $\Omega$
- 20V<sub>P-P</sub> differential output drive into 100 $\Omega$
- -80dBc typical driver output distortion at full output at 150kHz
- -75dBc typical driver output distortion at 3.75MHz
- -60dBc typical driver output distortion at 8MHz
- -50dBc typical driver output distortion at 16MHz
- Low quiescent current of 7mA per amplifier
- 200MHz bandwidth

## Applications

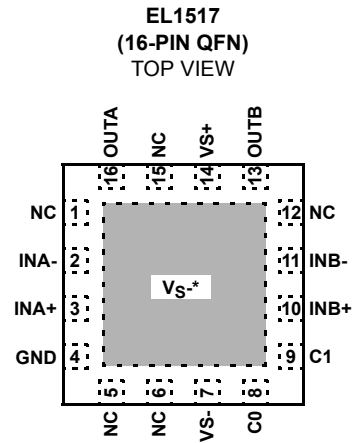
- VDSL line drivers
- ADSL full rate CPE line driving
- G.SHDSL, HDSL2 line drivers
- HomePlug networking drivers

## EL1517

### Pinouts



THERMAL PAD MUST BE CONNECTED TO GROUND.  
PAD IS CONNECTED INTERNALLY TO  $V_{S-}$  AND THUS HMSOP  
PACKAGE CAN ONLY BE USED IN SINGLE SUPPLY APPLICATIONS.



THERMAL PAD MUST BE CONNECTED TO NEGATIVE SUPPLY:  $V_{S-}$ .  
QFN PACKAGE CAN BE USED IN DUAL SUPPLY APPLICATIONS.

All Intersil U.S. products are manufactured, assembled and tested utilizing ISO9000 quality systems.  
Intersil Corporation's quality certifications can be viewed at [www.intersil.com/design/quality](http://www.intersil.com/design/quality)

*Intersil products are sold by description only. Intersil Corporation reserves the right to make changes in circuit design, software and/or specifications at any time without notice. Accordingly, the reader is cautioned to verify that data sheets are current before placing orders. Information furnished by Intersil is believed to be accurate and reliable. However, no responsibility is assumed by Intersil or its subsidiaries for its use; nor for any infringements of patents or other rights of third parties which may result from its use. No license is granted by implication or otherwise under any patent or patent rights of Intersil or its subsidiaries.*

For information regarding Intersil Corporation and its products, see [www.intersil.com](http://www.intersil.com)