查询ERC62-004供应商 捷多邦，专业PCB打样工厂，24小时加急出货

# ERC62-004(10A)

富士小電力ダイオード

## ショットキーバリアダイオード

## SCHOTTKY BARRIER DIODE

## ■外形寸法：Outline Drawings

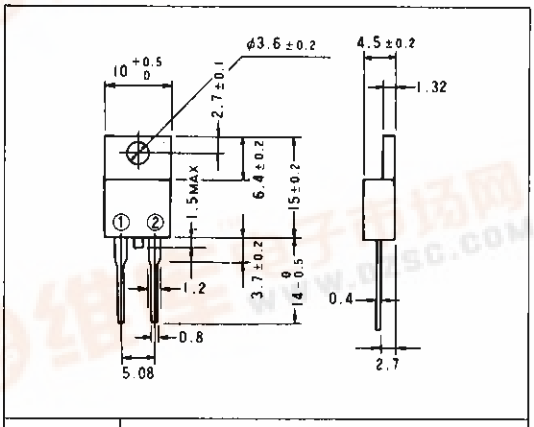


| JEDEC | TO-220AB |
|---|---|
| EIAJ | SC-46 |

## ■特長：Features

- 低$V_F$
  Low $V_F$
- スイッチングスピードが非常に速い
  Super high speed switching.
- プレーナー技術による高信頼性
  High reliability by planer design.

## ■用途：Applications

- 高速電力スイッチング
  High speed power switching.

## ■電極接続
Connection Diagram

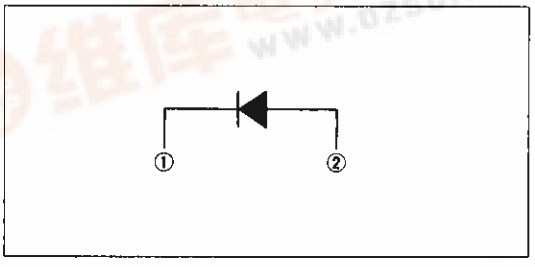


## ■定格と特性：Maximum Ratings and Characteristics

●絶対最大定格：Absolute Maximum Ratings

| Items | Symbols | Conditions | Ratings | Units |
|---|---|---|---|---|
| ピーク繰り返し逆電圧<br>Repetitive Peak Reverse Voltage | $V_{RRM}$ | | 45 | V |
| 平均出力電流<br>Average Output Current | $I_O$ | 方形波, duty＝½, $T_C$＝110°C<br>Square wave | 10 | A |
| サージ電流<br>Surge Current | $I_{FSM}$ | 正弦波 Sine wave<br>10ms | 250 | A |
| 接合温度<br>Operating Junction Temperature | $T_j$ | | −40～＋125 | °C |
| 保存温度<br>Storage Temperature | $T_{stg}$ | | −40～＋125 | °C |

●電気的特性(特に指定がない限り周囲温度Ta＝25°Cとする)
Electrical Characteristics (Ta＝25°C Unless otherwise specified)

| Items | Symbols | Conditions | Max. | Units |
|---|---|---|---|---|
| 順電圧<br>Forward Voltage Drop | $V_{FM}$ | $I_{FM}$＝10A | 0.6 | V |
| 逆電流<br>Reverse Current | $I_{RRM}$ | $V_R$＝$V_{RRM}$ | 2.0 | mA |
| 熱抵抗<br>Thermal Resistance | $R_{th(j-c)}$ | 接合・ケース間<br>Junction to case | 2.0 | °C/W |

找PDF 维库一下 pdf.dzsc.com

A

## ■特性曲線：Characteristics

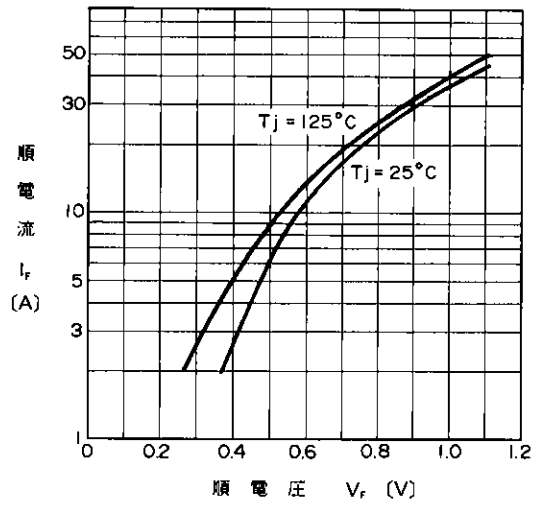


順特性 (代表特性)
Forward Characteristics

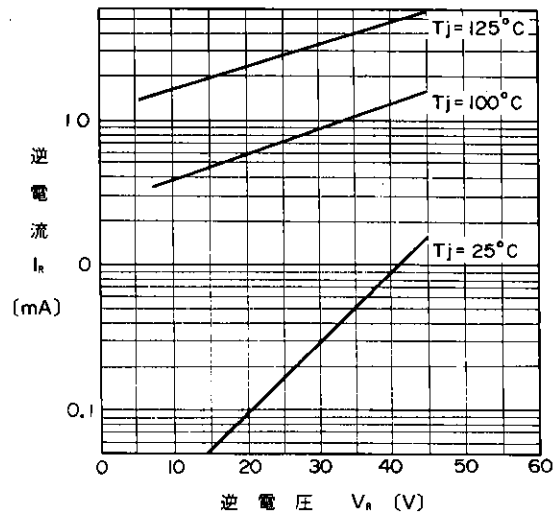


逆特性 (代表特性)
Reverse Characteristics

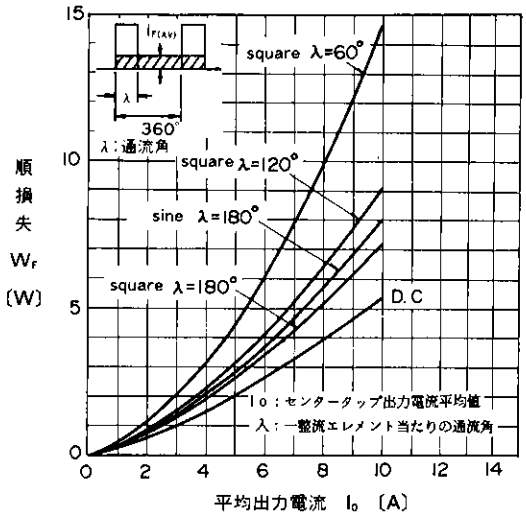


順損失特性
Forward Power Dissipation

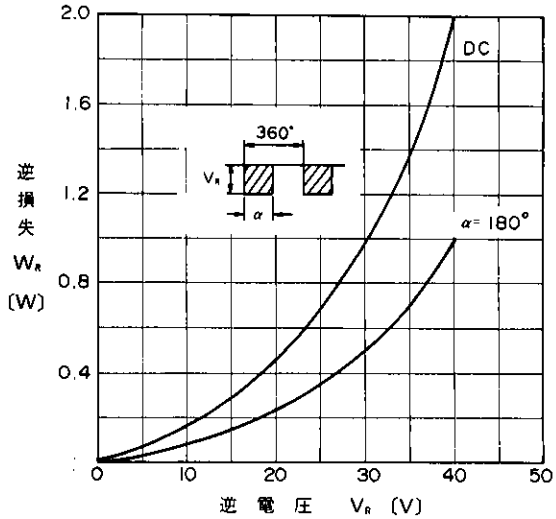


逆損失特性
Reverse Power Dissipation

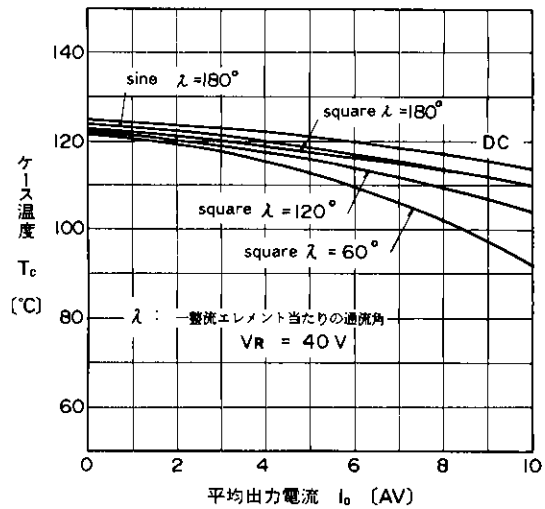


平均出力電流—ケース温度特性
Average Output Current-Case Temperature

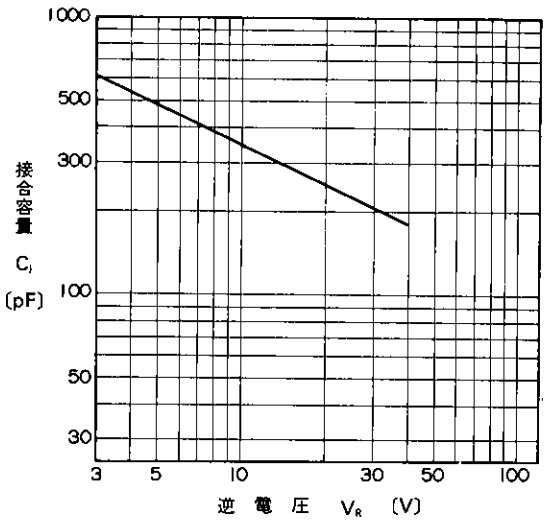


接合容量特性 (代表特性)
Junction Capacitance Characteristics

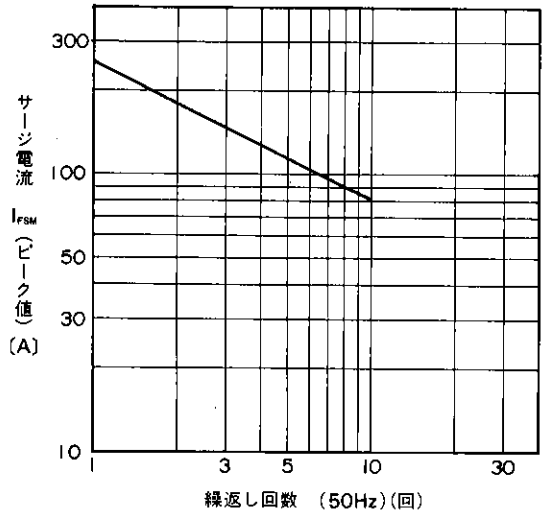


**サージ電流耐量**
Surge Capability

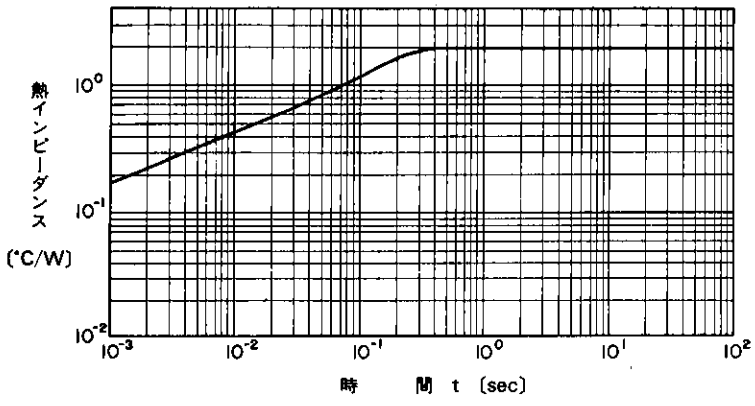


**過渡熱インピーダンス**
Transient Thermal Impedance

For more information, contact:

**Collmer Semiconductor, Inc.**
P.O. Box 702708
Dallas, TX 75370
972-733-1700
972-381-9991 Fax
http://www.collmer.com