

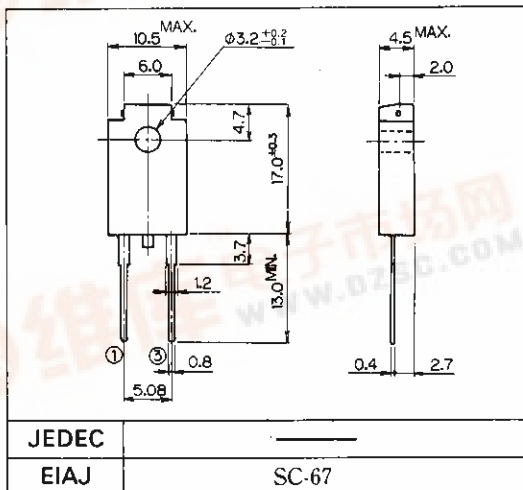
# ERC80M-006(5A)

富士小電力ダイオード

## ショットキーバリアダイオード

### SCHOTTKY BARRIER DIODE

## 外形寸法：Outline Drawings



## 特長：Features

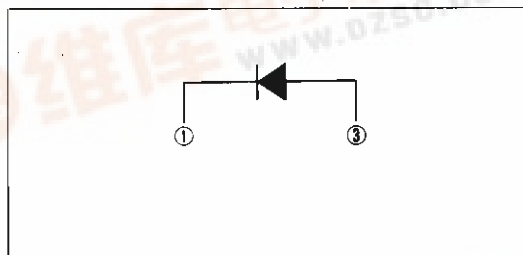
- 取り付け面が絶縁されたフルモールドタイプ  
Insulated package by fully molding.
- 低 $V_F$   
Low  $V_F$
- スイッチングスピードが非常に速い  
Super high speed switching.
- プレーナー技術による高信頼性  
High reliability by planer design.

## 用途：Applications

- 高速電力スイッチング  
High speed power switching.

## 電極接続

### Connection Diagram



## 定格と特性：Maximum Ratings and Characteristics

### 絶対最大定格：Absolute Maximum Ratings

Items	Symbols	Conditions	Ratings	Units
ピーク繰り返し逆電圧 Repetitive Peak Reverse Voltage	$V_{RRM}$		60	V
ピーク非繰り返し逆電圧 Non-Repetitive Peak Reverse Voltage	$V_{RSM}$	$t_w = 500ns$ duty = 1/10	60	V
平均出力電流 Average Output Current	$I_o$	方形波, duty = 1/2, $T_c = 100^\circ C$ Square wave	5	A
サージ電流 Surge Current	$I_{FSM}$	正弦波 Sine wave 10ms	80	A
接合温度 Operating Junction Temperature	$T_j$		-40 ~ +125	$^\circ C$
保存温度 Storage Temperature	$T_{stg}$		-40 ~ +125	$^\circ C$

### 電気的特性(特に指定がない限り周囲温度 $T_a = 25^\circ C$ とする)

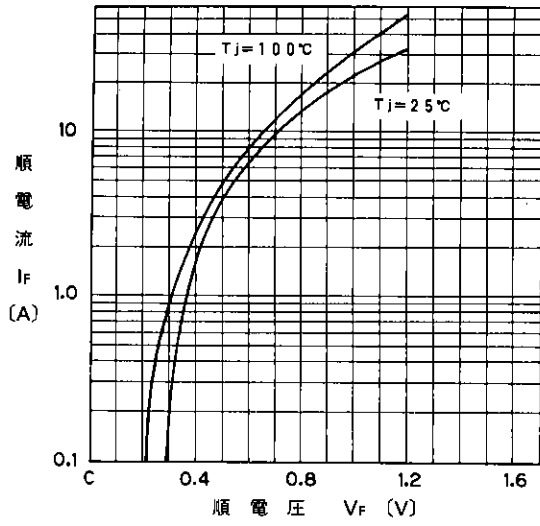
Electrical Characteristics ( $T_a = 25^\circ C$  Unless otherwise specified)

Items	Symbols	Conditions	Max.	Units
順電圧 Forward Voltage Drop	$V_{FM}$	$I_{FM} = 5.0A$	0.59	V
逆電流 Reverse Current	$I_{RRM}$	$V_R = V_{RRM}$	5.0	mA
熱抵抗 Thermal Resistance	$R_{th(j-c)}$	接合・ケース間 平滑直流 Junction to case	5.0	$^\circ C/W$

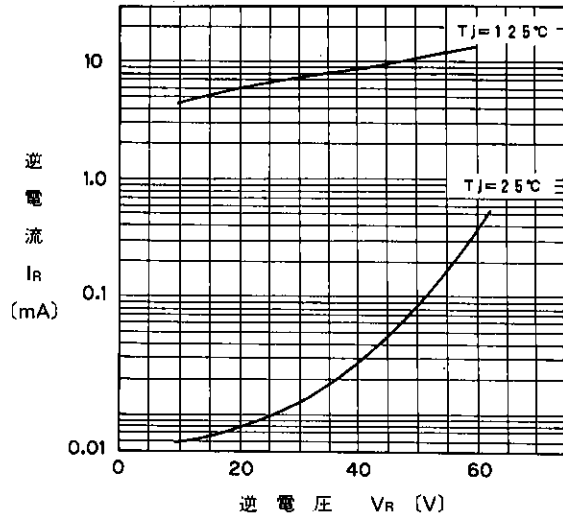


A

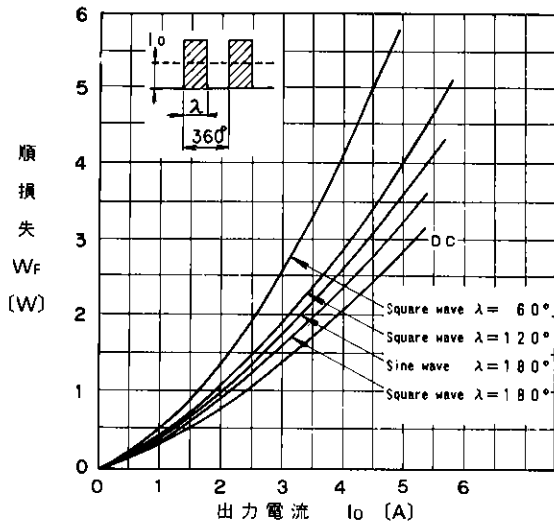
■特性曲線：Characteristics



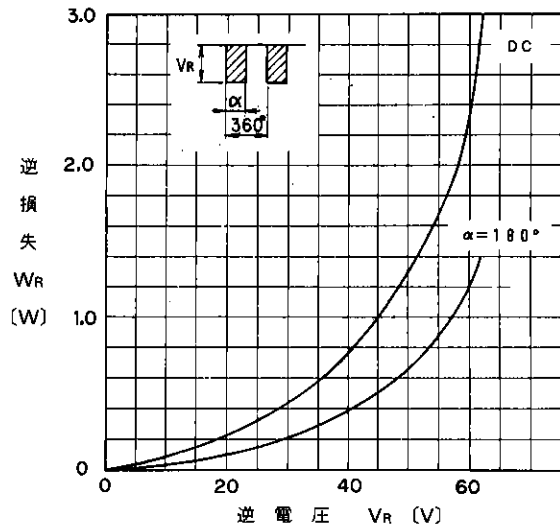
順特性 (代表特性)  
Forward Characteristics



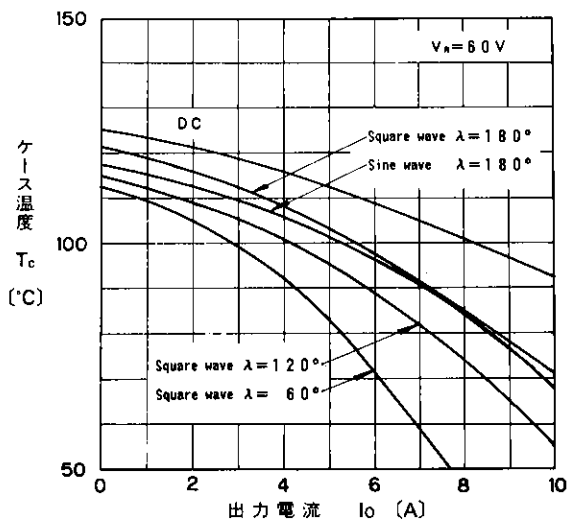
逆特性 (代表特性)  
Reverse Characteristics



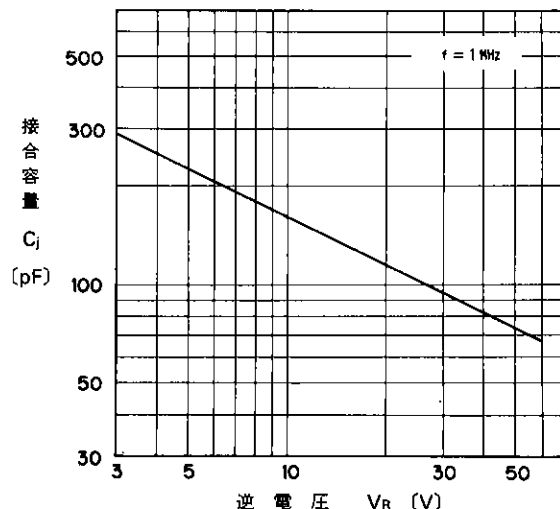
順損失特性  
Forward Power Dissipation



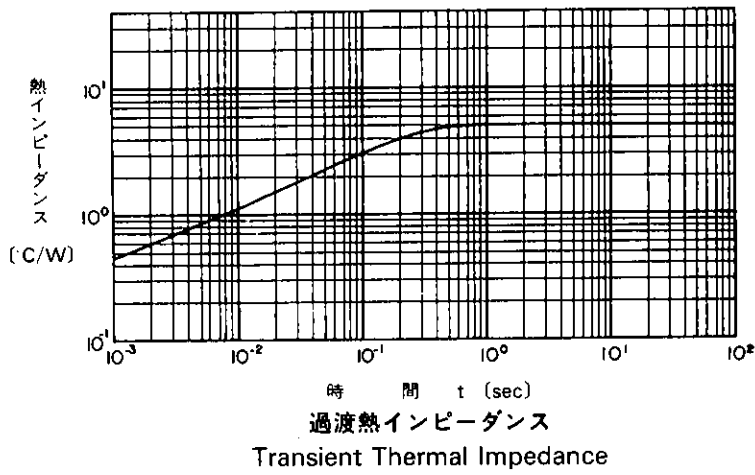
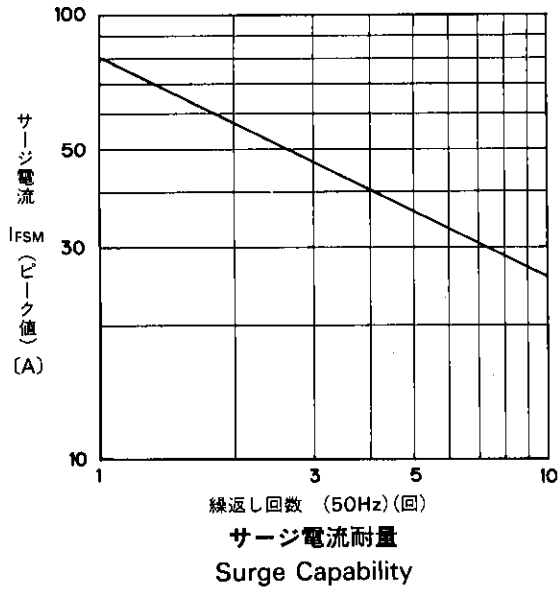
逆損失特性  
Reverse Power Dissipation



出力電流-ケース温度特性  
Output Current-Case Temperature



接合容量特性 (代表特性)  
Junction Capacitance Characteristics



For more information, contact:

**Collmer Semiconductor, Inc.**

P.O. Box 702708

Dallas, TX 75370

972-733-1700

972-381-9991 Fax

<http://www.collmer.com>