查询ERW12-120供应商 捷多邦，专业PCB打样工厂，24小时加急出货

SPECIFICATION

DEVICE NAME : SILICON DIODE

TYPE NAME : ERW12-120

SPEC. No. :

DATE :

Fuji Electric Co.,Ltd.

This Specification is subject to change without notice.

	DATE	NAME	APPROVED
DRAWN			
CHECKED			

Fuji Electric Co.Ltd.

DWG.NO.

找PDF 维库一下 pdf.dzsc.com

Ratings and characteristics of Fuji silicon diode

ERW12-120

1. Outline Drawing

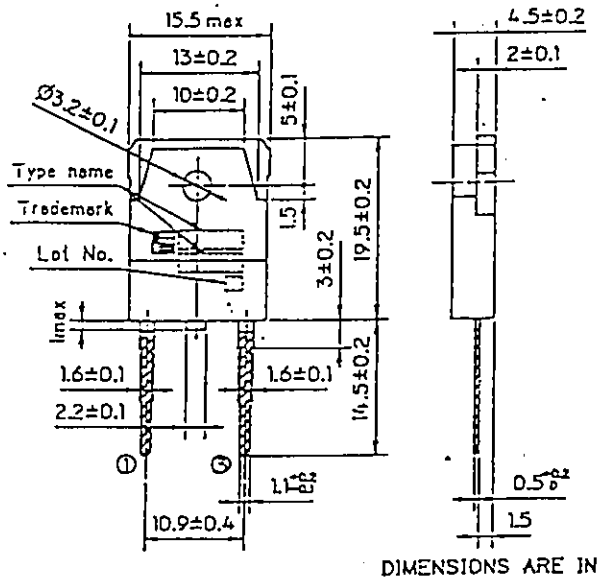

DIMENSIONS ARE IN MILLIMETERS.

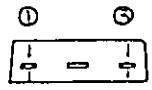

CONNECTION
① CATHODE
② ANODE

JEDEC : TO-247
EIAJ : SC-65

2. Equivalent circuit

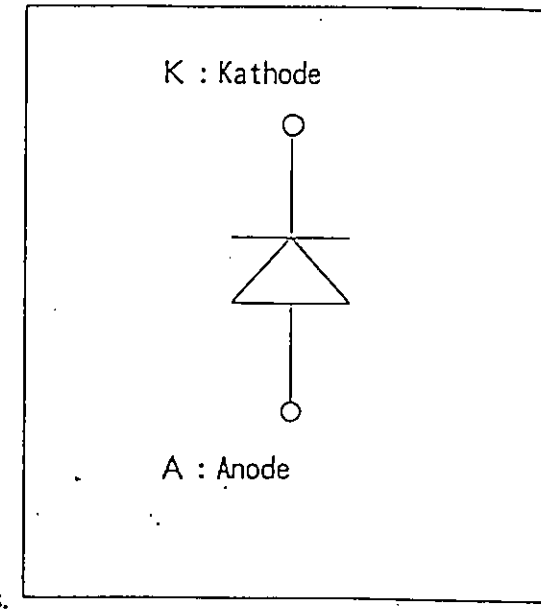

3. Absolute maximum ratings (Tc=25℃)

Items	Symbols	Conditions		Ratings	Units
Repetitive Reverse Voltage	V_{RRM}	———		1200	V
Repetitive peak surge current	I_{FM}	20kHz Duty50% Squ. wave	Tc=113℃	25	A
			Tc= 25℃	63	A
Average rectiffied forward current	$I_{F(AV)}$	D C		25	A
Non-repetitive peak surge current	I_{FSM}	Pulse10ms, sin wave		120	A
Maximam Power Dissipaion	P_D	———		110	W
Operating Temperature	Tj	———		+150	℃
Storage Temperature	Tstg	———		-40 ～+150	℃
Mounting Screw Torque	——	———		50	N・cm

4. Electrical Characteristics (at Tc=25℃ unless otherwise specified)

Items	Symbols	Characteristics			Conditions	Unit
		min.	typ.	max.		
Repetitive peak reverse voltage	V_{RRM}	1200	1350	—	I_R = 1mA	V
Reverse current	I_{RRM}	—	—	1.0	V_R = 1200V	mA
foward voltage	V_{FM}	—	—	3.0	I_F = 25A	V
Reverse recovery time	trr	—	—	0.3	IF=25A, VR=200V di/dt=100A/μs	μS

5. Thermal resistance characteristics

Items	Symbols	Characteristics			Conditions	Unit
		min.	typ.	max.		
Thermal resistance	Rth(j-c)	—	—	1.13	junction to case	℃/W

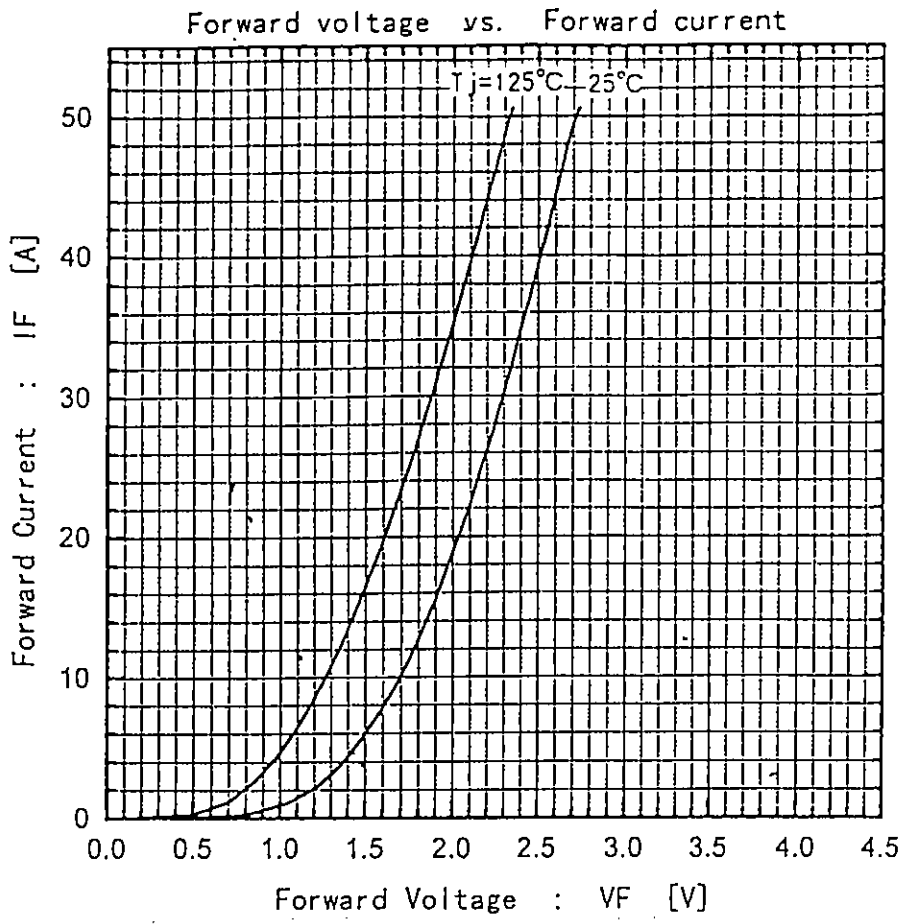

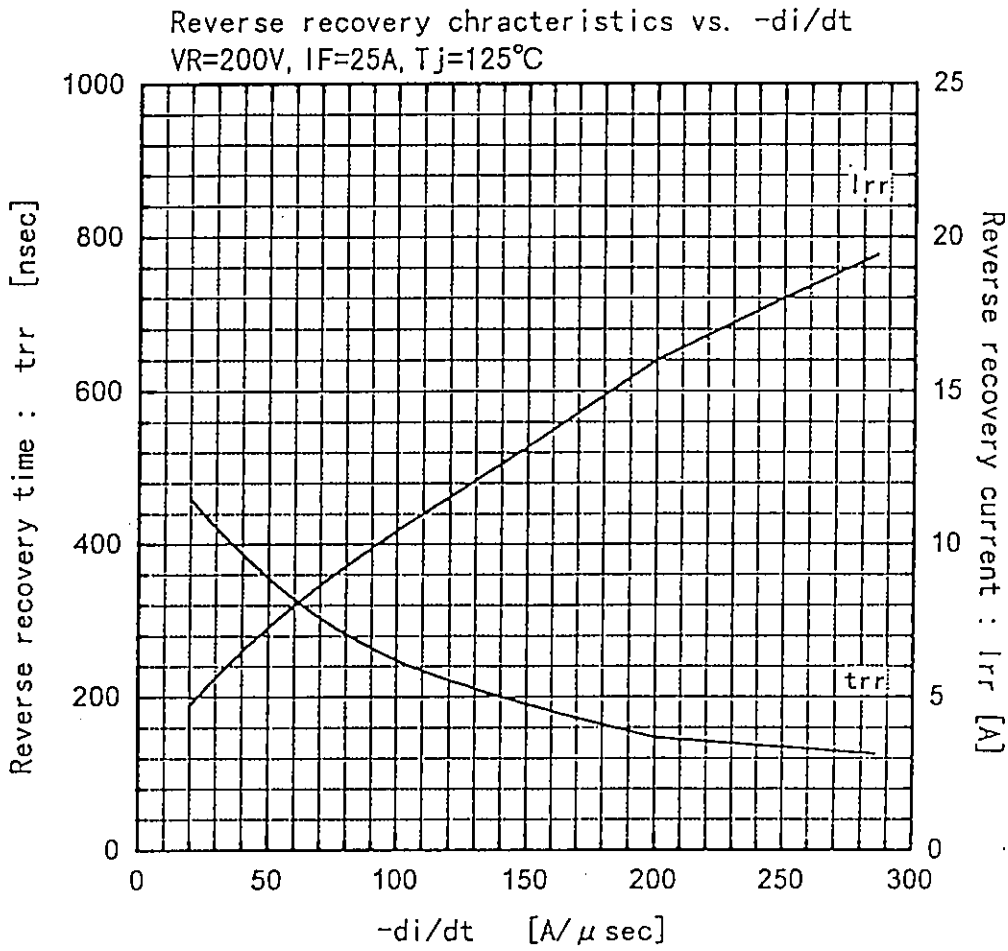

This material and the information herein is the property of Fuji Electric Co.,Ltd. They shall be neither reproduced, copied lent, or disclosed in any way whatsoever for the use of any third party nor used for the manufacturing purposes without the express written consent of Fuji Electric Co.,Ltd.

Reverse recovery time vs. Forward current
-di/dt=100A/μsec

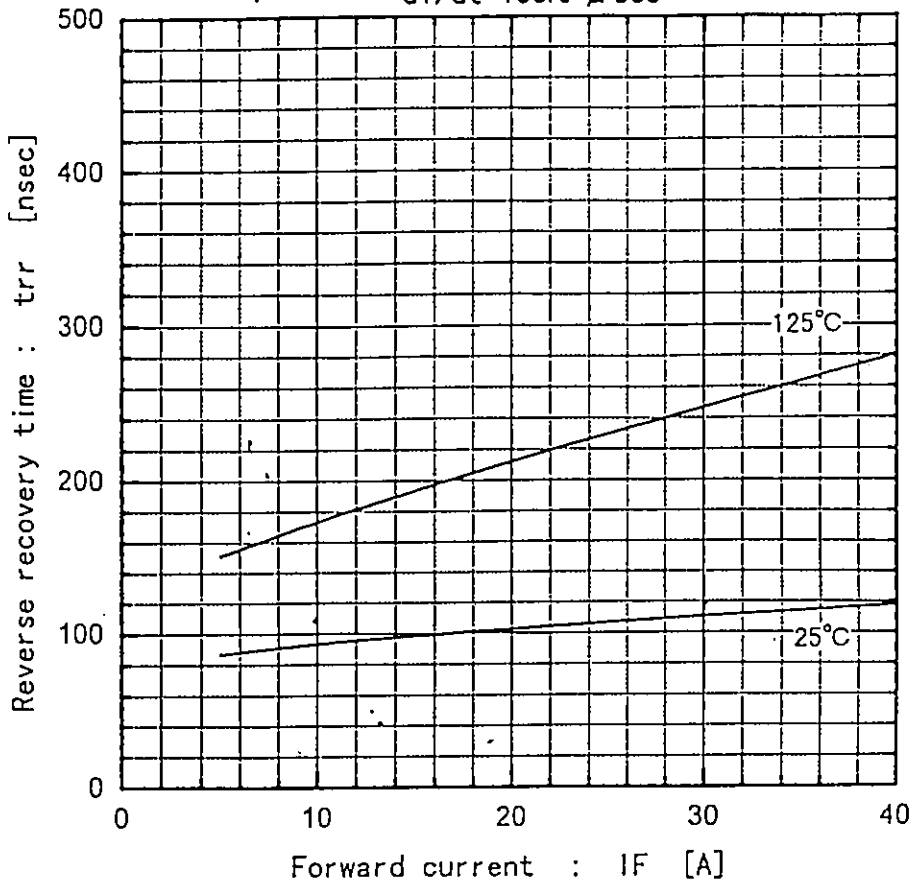

Reverse recovery current vs. Forward current
-di/dt=100A/μsec

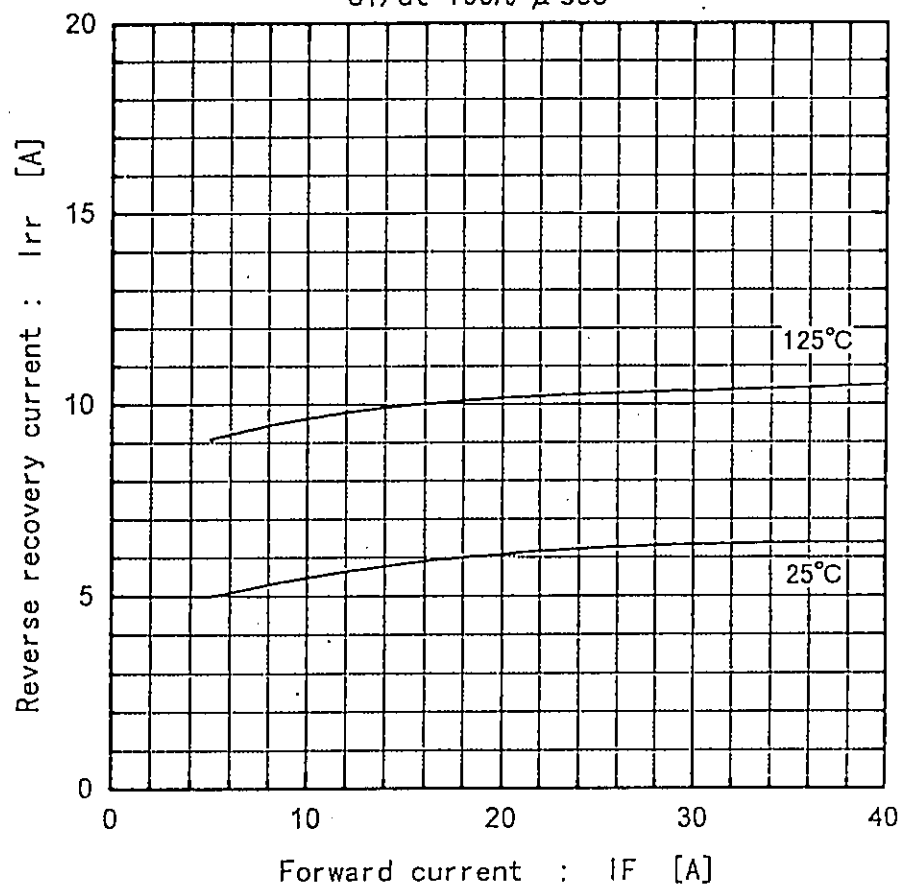

Fuji Electric Co.,Ltd They shall be neither reproduced, copied lent, or disclosed in any way whatsoever for the use of any third party nor used for the manufacturing purposes without the express written consent of Fuji Electric Co., Ltd.

ERW12-120

Transient thermal resistance

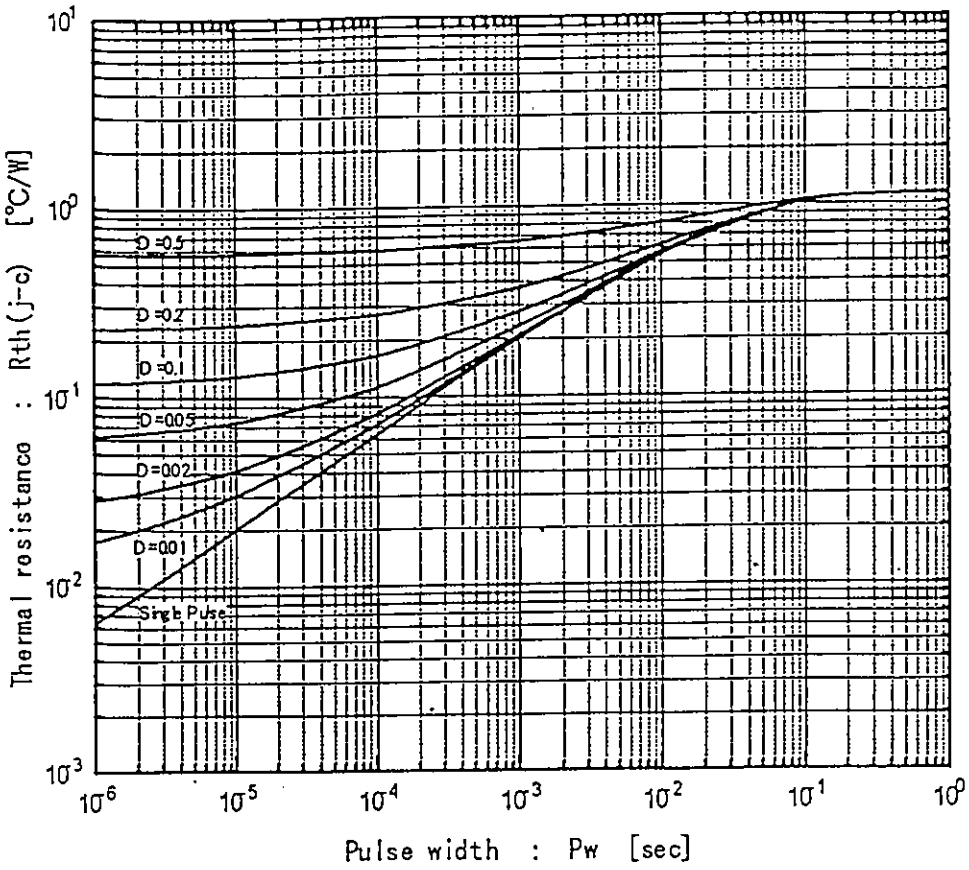

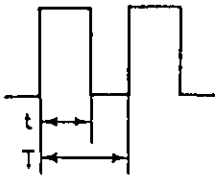

D = t / T

Forward cullent vs. Max. allowable case temperature

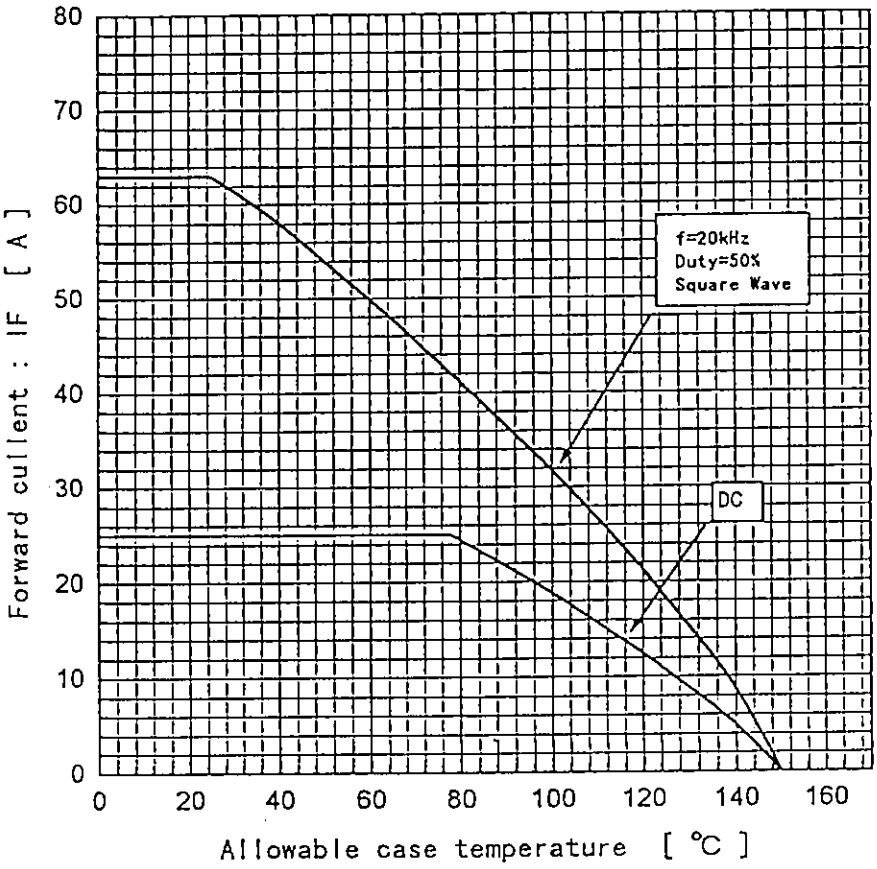

This material and the information herein is the property of Fuji Electric Co.,Ltd. They shall be neither reproduced, copied, lent, or disclosed in any way whatsoever for the use of any third party nor used for the manufacturing purposes without the express written consent of Fuji Electric Co.,Ltd.

For more information, contact:

Collmer Semiconductor, Inc.
P.O. Box 702708
Dallas, TX 75370
972-733-1700
972-381-9991 Fax
http://www.collmer.com