

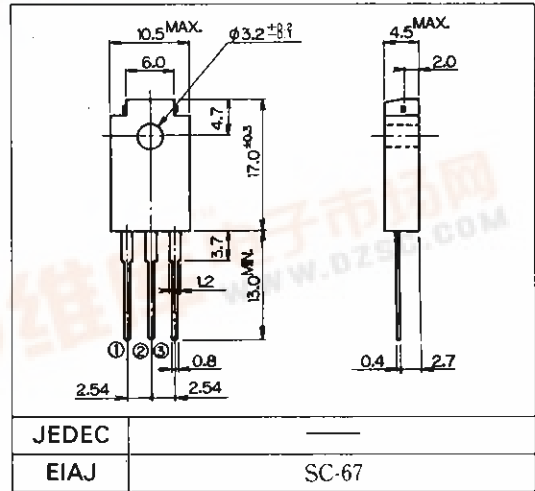
# ESAB82M-006(5A)

富士小電カダイオード

## ショットキーバリアダイオード

### SCHOTTKY BARRIER DIODE

## ■外形寸法：Outline Drawings



## ■特長：Features

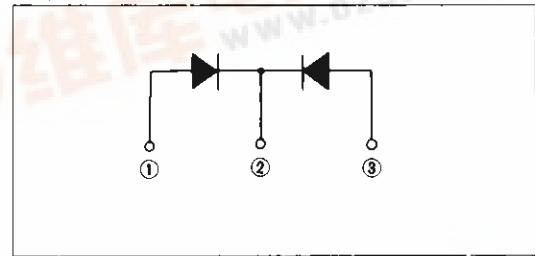
- 取り付け面が絶縁されたフルモールドタイプ  
Insulated package by fully molding.
- 低 $V_F$   
Low  $V_F$
- スイッチングスピードが非常に速い  
Super high speed switching.
- プレーナー技術による高信頼性  
High reliability by planer design.

## ■用途：Applications

- 高速電力スイッチング  
High speed power switching.

## ■電極接続

### Connection Diagram



## ■定格と特性：Maximum Ratings and Characteristics

### ●絶対最大定格：Absolute Maximum Ratings

Items	Symbols	Conditions	Ratings	Units
ピーク繰り返し逆電圧 Repetitive Peak Reverse Voltage	$V_{RRM}$		60	V
ピーク非繰り返し逆電圧 Non-Repetitive Peak Reverse Voltage	$V_{RSM}$		60	V
絶縁耐圧 Isolating Voltage	$V_{ISO}$	一括端子・ケース間、AC1分間印加 Terminals-to-Case, AC, 1 min.	1500	V
平均出力電流 Average Output Current	$I_O$	方形波, duty=1/2 $T_c=103^\circ\text{C}$ square wave	5*	A
サージ電流 Surge Current	$I_{FSM}$	正弦波 Sine wave 10ms 定格負荷状態より	60	A
接合温度 Operating Junction Temperature	$T_J$		-40 ~ +125	$^\circ\text{C}$
保存温度 Storage Temperature	$T_{STG}$		-40 ~ +125	$^\circ\text{C}$

\*センタータップ平均出力電流

\* average forward current of centertap full wave connection

### ●電気的特性(特に指定がない限り周囲温度 $T_a=25^\circ\text{C}$ とする)

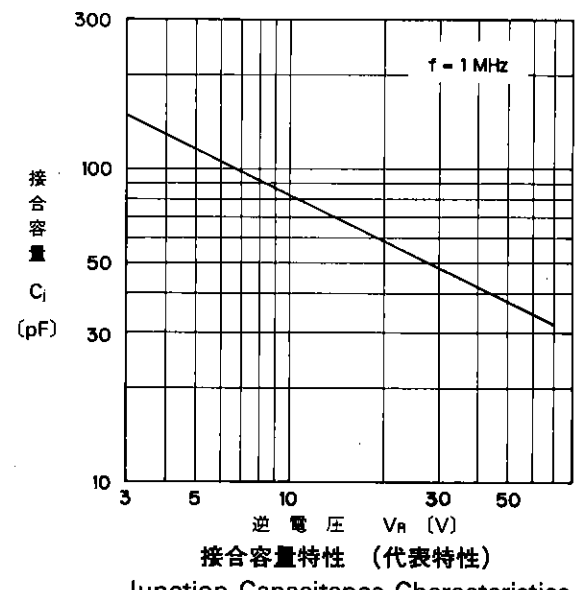
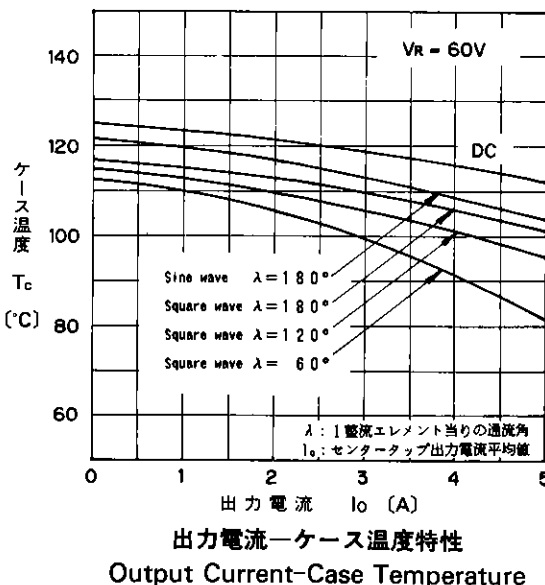
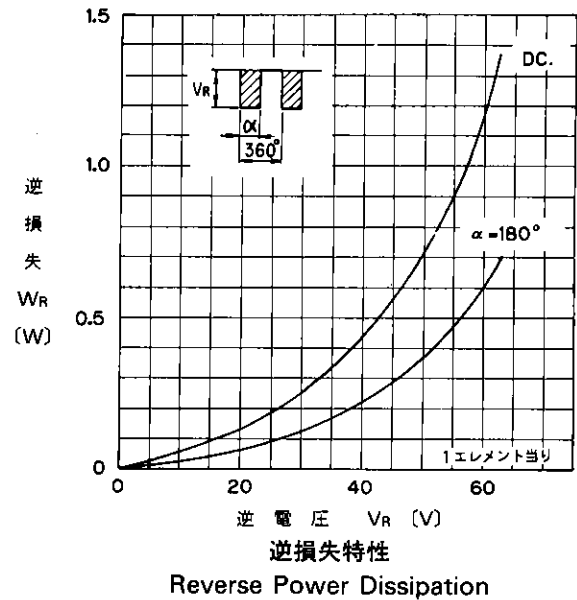
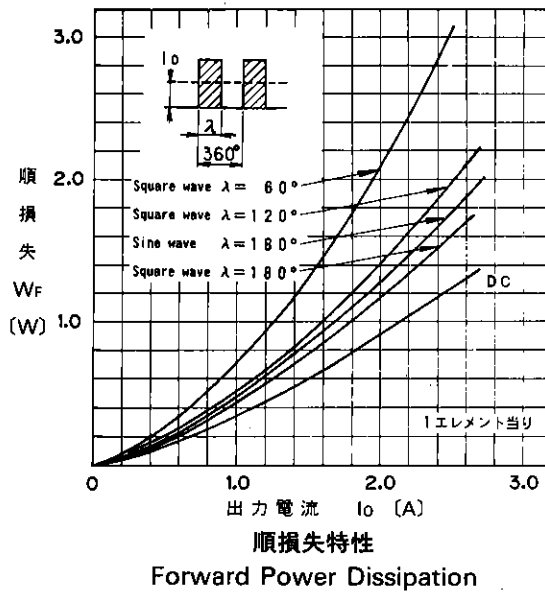
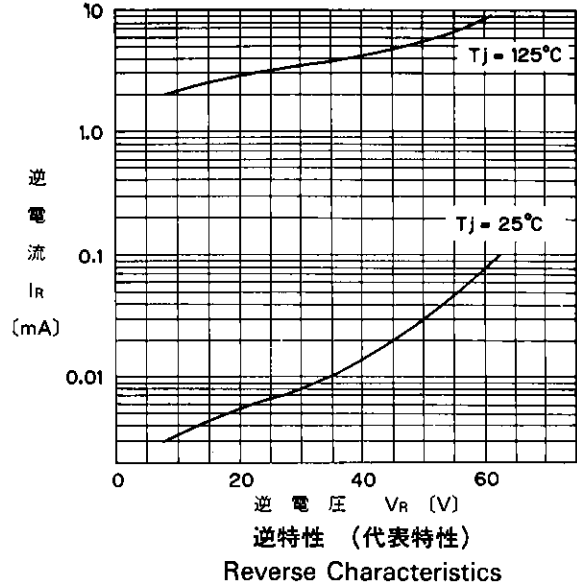
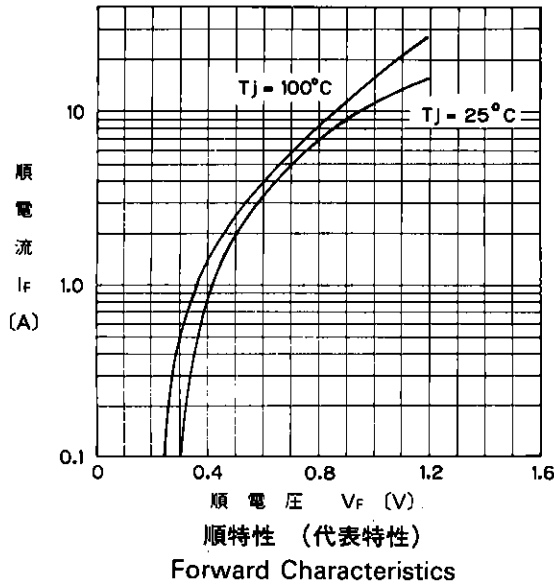
#### Electrical Characteristics ( $T_a=25^\circ\text{C}$ Unless otherwise specified)

Items	Symbols	Conditions	Max.	Units
順電圧 Forward Voltage Drop	$V_{FM}$	$I_{FM}=2\text{A}$	0.58	V
逆電流 Reverse Current	$I_{RRM}$	$V_R=V_{RRM}$	5.0	mA
熱抵抗 Thermal Resistance	$R_{th(j-c)}$	接合・ケース間 Junction to case	5.0	$^\circ\text{C}/\text{W}$

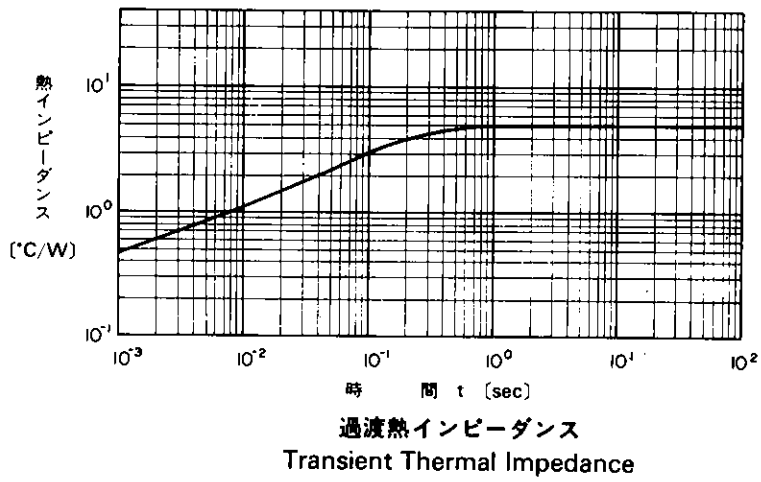
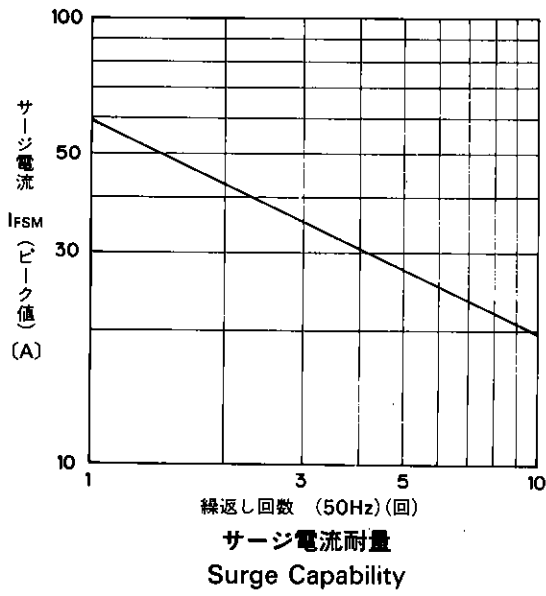
A



■特性曲線：Characteristics



A



For more information, contact:

**Collmer Semiconductor, Inc.**

P.O. Box 702708

Dallas, TX 75370

972-233-1589

972-233-0481 Fax

<http://www.collmer.com>