查询ESAC85-009供应商 捷多邦，专业PCB打样工厂，24小时加急出货

ESAC85-009(10A)

富士小電力ダイオード

ショットキーバリアダイオード

SCHOTTKY BARRIER DIODE

■外形寸法：Outline Drawings

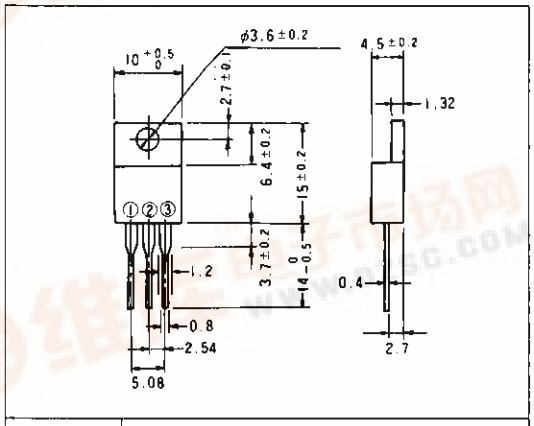

JEDEC	TO-220AB
EIAJ	SC-46

■特長：Features

- 低V_F
  Low V_F
- スイッチングスピードが非常に速い
  Super high speed switching.
- プレーナー技術による高信頼性
  High reliability by planer design.

■用途：Applications

- 高速電力スイッチング
  High speed power switching.

■電極接続
Connection Diagram

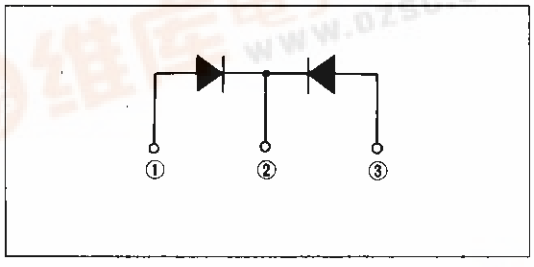

■定格と特性：Maximum Ratings and Characteristics

●絶対最大定格：Absolute Maximum Ratings

Items	Symbols	Conditions	Ratings	Units
ピーク繰り返し逆電圧 Repetitive Peak Reverse Voltage	V_{RRM}		90	V
ピーク非繰り返し逆電圧 Non-Repetitive Peak Reverse Voltage	V_{RSM}	tw＝500ns, duty＝1/40	100	V
平均出力電流 Average Output Current	I_O	方形波, duty＝½, T_C＝92°C Square wave	10*	A
サージ電流 Surge Current	I_{FSM}	正弦波 Sine Wave 10ms	80	A
接合温度 Operating Junction Temperature	T_j		−40～＋125	°C
保存温度 Storage Temperature	T_{stg}		−40～＋125	°C

＊センタータップ平均出力電流
＊average forward current of centertap full wave connection

●電気的特性(特に指定がない限り周囲温度Ta＝25°Cとする)
Electrical Characteristics (Ta＝25°C Unless otherwise specified)

Items	Symbols	Conditions	Max.	Units
順電圧 Forward Voltage Drop	V_{FM}	I_{FM}＝4A	0.9	V
逆電流 Reverse Current	I_{RRM}	V_R＝V_{RRM}	5.0	mA
熱抵抗 Thermal Resistance	$R_{th(j-c)}$	接合・ケース間 Junction to case	3.0	°C/W

找PDF 维库 pdf.dzsc.com

A

■特性曲線：Characteristics

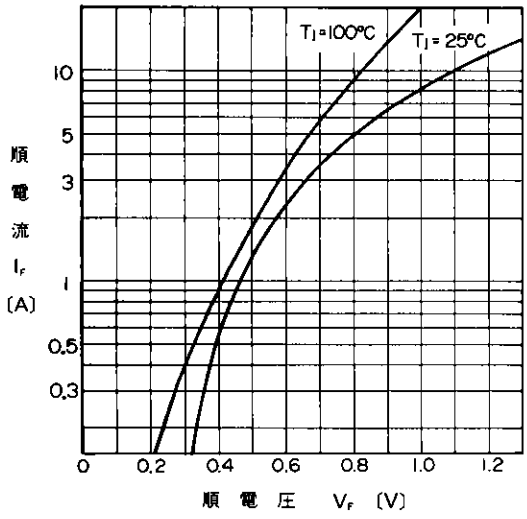

順特性 （代表特性）
Forward Characteristics

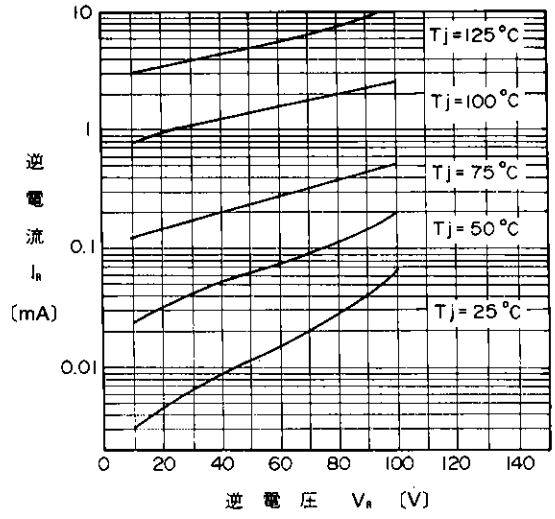

逆特性 （代表特性）
Reverse Characteristics

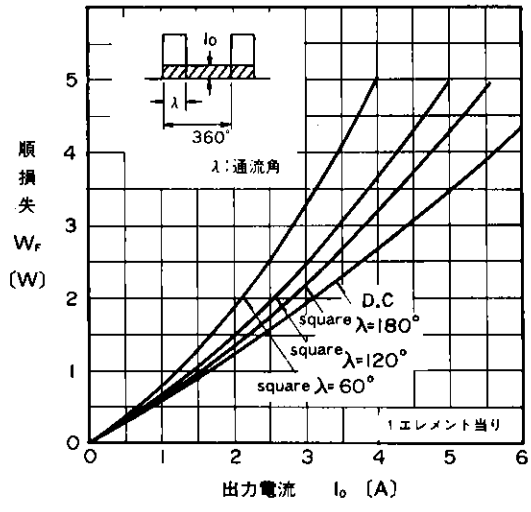

順損失特性
Forward Power Dissipation

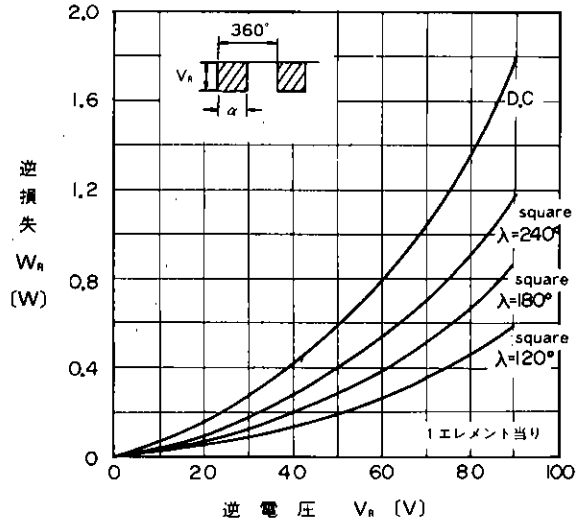

逆損失特性
Reverse Power Dissipation

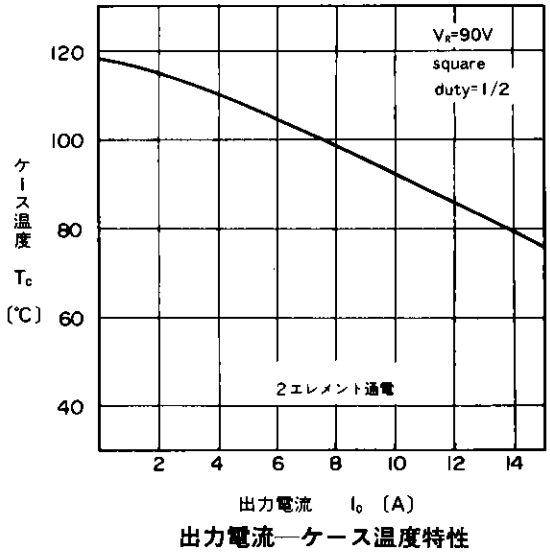

出力電流—ケース温度特性
Output Current-Case Temperature

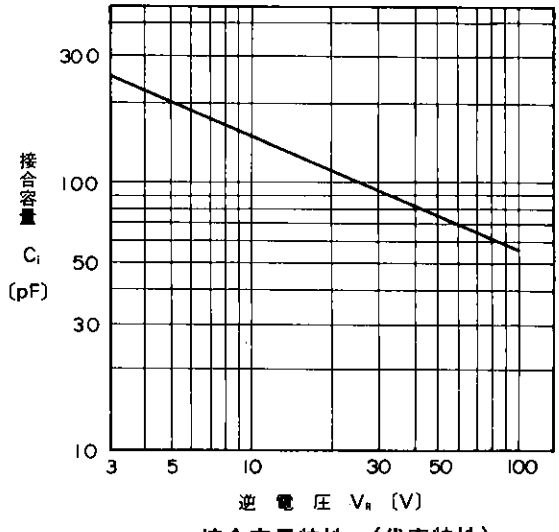

接合容量特性 （代表特性）
Junction Capacitance Characteristics

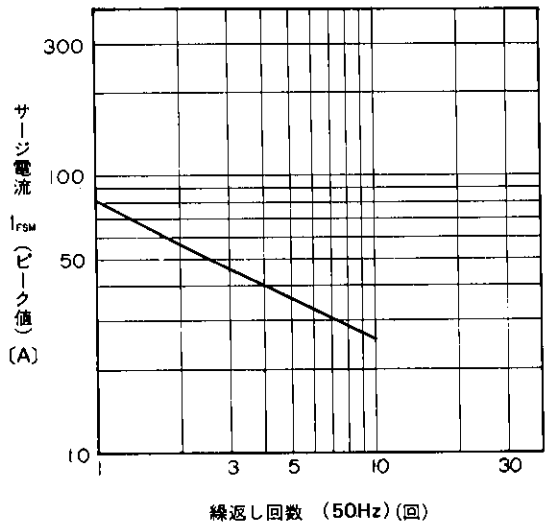

サージ電流耐量
Surge Capability

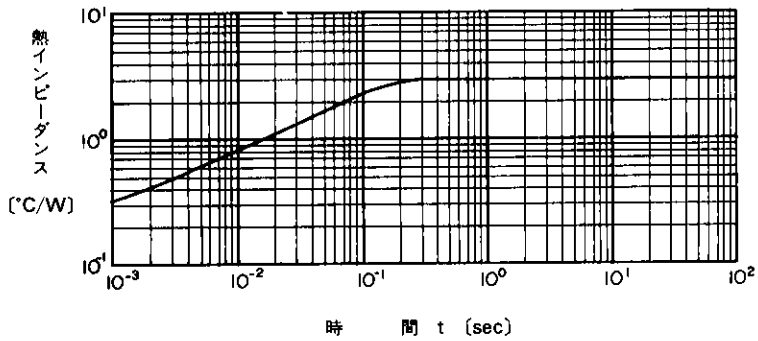

過渡熱インピーダンス
Transient Thermal Impedance

For more information, contact:

Collmer Semiconductor, Inc.
P.O. Box 702708
Dallas, TX 75370
972-733-1700
972-381-9991 Fax
http://www.collmer.com