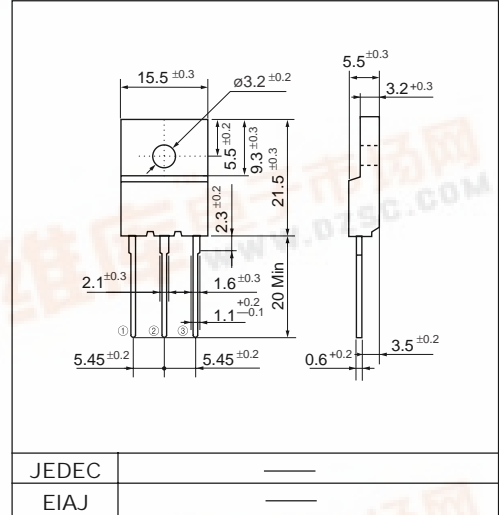


ESAD39M(C,N,D) (10A) (400V to 600V / 10A)

FAST RECOVERY DIODE

Outline drawings, mm



Features

- Insulated package by fully molding
- Super high speed switching
- Low VF in turn on
- High reliability

Applications

- High speed power switching

Maximum ratings and characteristics

- Absolute maximum ratings

Item	Symbol	Conditions	Rating		Unit
			-04	-06	
Repetitive peak reverse voltage	V_{RRM}		400	600	V
Non-repetitive peak reverse voltage	V_{RSM}		400	600	V
Isolating voltage	Viso	Terminals-to-case, AC, 1min.	1500		V
Average output current	I_o	Square wave, duty=1/2, $T_c=85^\circ\text{C}$	10*		A
Surge current	I_{FSM}	Sine wave 10ms	50		A
Operating junction temperature	T_j		-40 to +150		$^\circ\text{C}$
Storage temperature	T_{stg}		-40 to +150		$^\circ\text{C}$

* Average forward current of centertap full wave connection

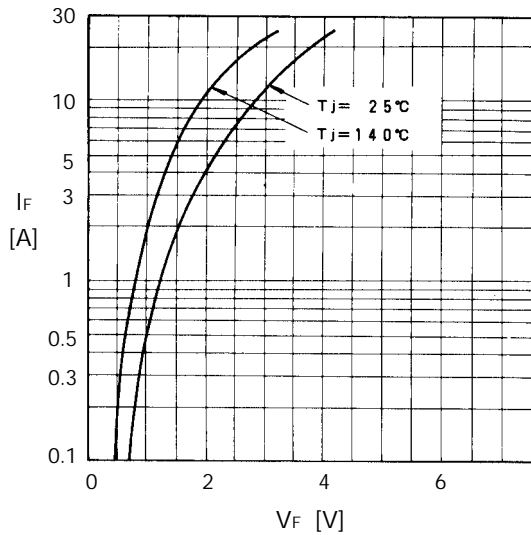
- Electrical characteristics ($T_a=25^\circ\text{C}$ Unless otherwise specified)

Item	Symbol	Conditions	Max.	Unit
Forward voltage drop	V_{FM}	$I_{FM}=4\text{A}$	2.5	V
Reverse current	I_{RRM}	$V_R=V_{RRM}$	100	μA
Reverse recovery time	t_{rr}	$I_F=0.1\text{A}$, $I_R=0.2\text{A}$, $I_{rec}=0.05\text{A}$	50	ns

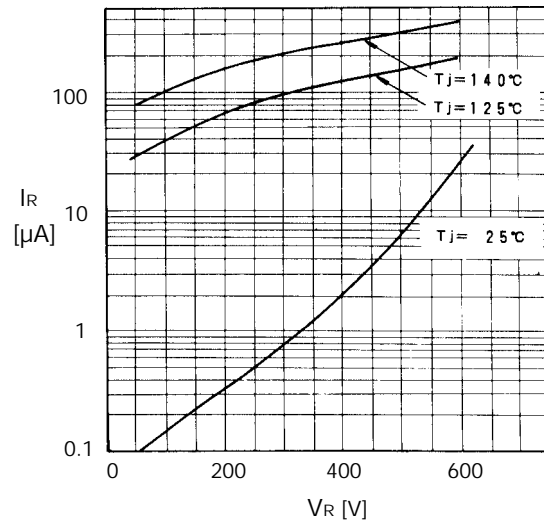


■ Characteristics

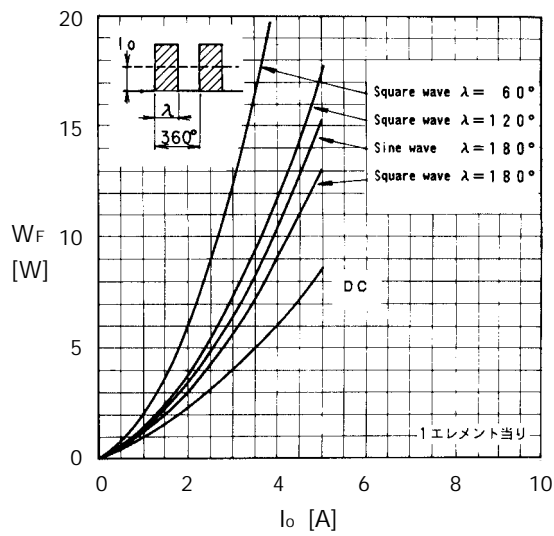
Forward characteristics



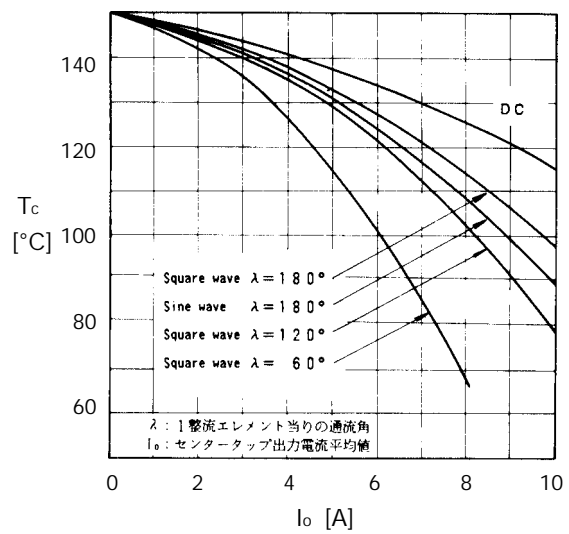
Reverse characteristics



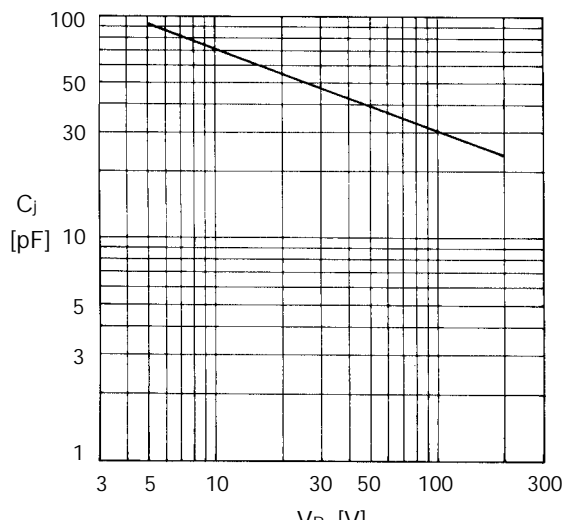
Forward power dissipation



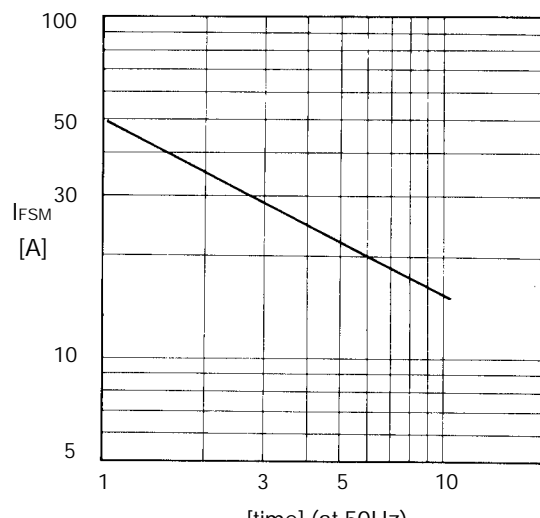
Output current-case temperature



Junction capacitance characteristics



Surge capability



(400V to 600V / 10A)

ESAD39M(C,N,D)(10A)

Transient thermal impedance

