


ETC4-1

E-Series RF 1:4 Flux Coupled Step-up Transformer 1-350 MHz

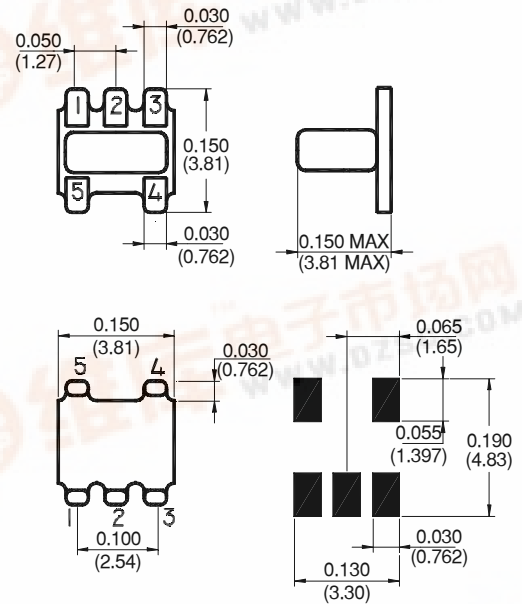


Features

- Surface Mount
- 1:4 Impedance Ratio
- CT on Secondary
- Available on Tape & Reel




SM-22 Package



Description

M/A-COM's ETC4-1 is a 1:4 RF flux coupled step-up transformer in a low cost, surface mount package. Ideally suited for high volume cellular and wireless applications.

Schematic



Electrical Specifications @25°C

Parameter	Units	Nominal	Maximum	Mean (x)	Sigma (σ)
Frequency Range 1-350	MHz	—	—	—	—
Insertion Loss ($f_L - f_U$)	5 - 100 MHz	—	1.0	—	—
	2 - 300 MHz	—	2.0	1.21	0.032
	1 - 350 MHz	—	3.0	—	—
Amplitude Unbalance	5 - 100 MHz	—	0.1	—	—
	1 - 350 MHz	—	0.5	—	—
Phase Unbalance	5 - 100 MHz	—	1.0	—	—
	1 - 350 MHz	—	5.0	—	—

Please Note that the photograph above indicates typical package only, not actual unit.

S 0180 H



Absolute Maximum Ratings

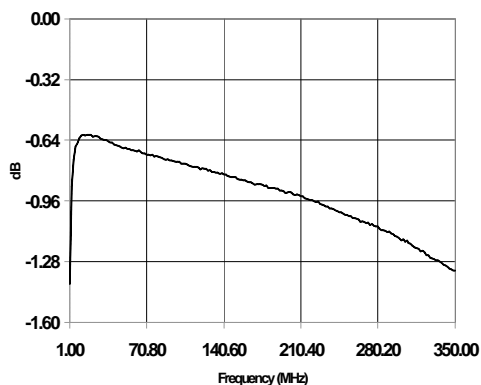
Parameter	Absolute Maximum
RF Power	250 mW
DC Current	30 mA
Operating Temperature	-20°C to +85°C
Storage Temperature	-20°C to +85°C

Functional Configuration

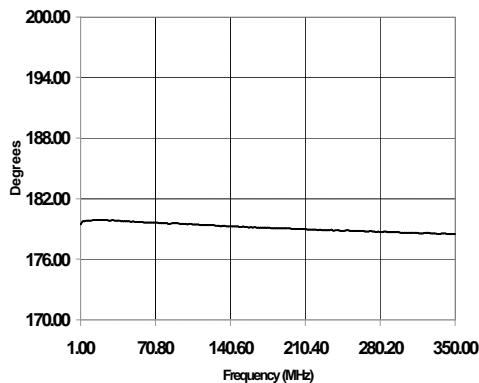
Function	Pin No.
Secondary	1
Secondary CT	2
Secondary Dot	3
Primary Dot	5
Primary	4

Typical Performance @ 25°C

Insertion Loss



Phase Unbalance



Amplitude Unbalance

