

AMP

M/A-COM

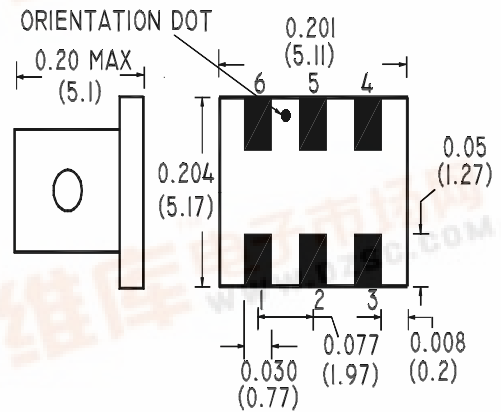
**E-Series RF 1:1 Transformer
4.5 - 2000 MHz**



Features

- Surface Mount
- 1:1 Impedance Ratio
- Available on Tape & Reel

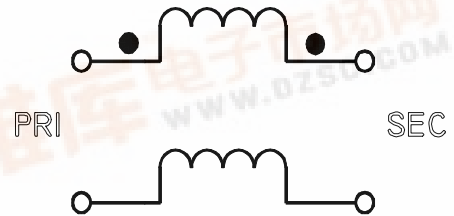
SM-52 Package



Description

M/A-COM's ETN1-1-13 is a 1:1 RF transformer in a low cost, surface mount package. Ideally suited for high volume applications.

Schematic



Electrical Specifications @25°C

Parameter	Units	Nominal	Maximum	Mean (x)	Sigma (σ)
Frequency Range	4.5 - 2000	MHz	—	—	—
Insertion Loss ($f_L - f_U$)	4.5 - 1000 MHz	dB	—	1.0	0.32
	1000 - 2000 MHz	dB	—	2.0	—
Amplitude Unbalance	4.5 - 1000 MHz	dB	—	1.0	—
	80 - 870 MHz	dB	—	0.7	—
Phase Unbalance	4.5 - 1000 MHz	Degrees	—	20	—
	80 - 870 MHz	Degrees	—	5	—

Note: Mean and Sigma calculated from average loss at @ $(f_U - f_L)/2 + f_L$

Please Note that the photograph above indicates typical package only, not actual unit.



Absolute Maximum Ratings

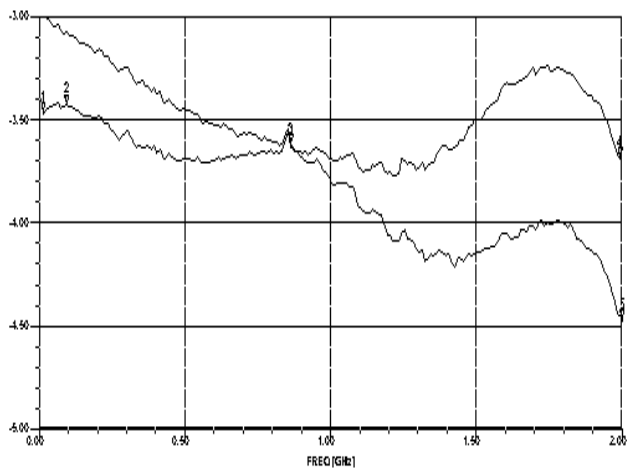
Parameter	Absolute Maximum
RF Power	250 mW
DC Current	30 mA
Operating/Storage Temperature	-40°C to +85°C

Functional Configuration

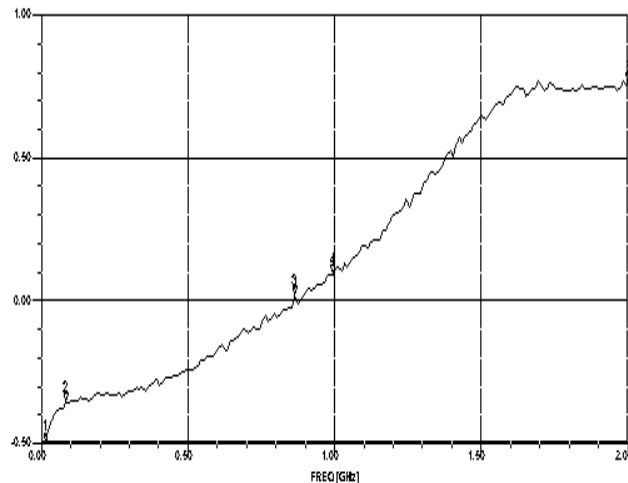
Function	Pin No.
Secondary Dot	1
Center Tap	-
Secondary	3
Primary	4
Not Connected	2,5
Primary Dot	6

Typical Performance @ +25°C

Insertion Loss



Amplitude Unbalance



Phase Unbalance

