查询F1066供应商 捷多邦，专业PCB打样工厂，24小时加急出货

polyfet rf devices

F1066

General Description

Silicon VDMOS and LDMOS transistors designed specifically for broadband RF applications. Suitable for Military Radios, Cellular and Paging Amplifier Base Stations, Broadcast FM/AM, MRI, Laser Driver and others.

"Polyfet" TM process features gold metal for greatly extended lifetime. Low output capacitance and high F_t enhance broadband performance

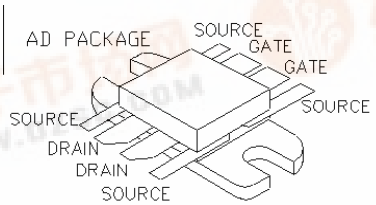

PATENTED GOLD METALIZED SILICON GATE ENHANCEMENT MODE RF POWER VDMOS TRANSISTOR

100 Watts Push - Pull

Package Style AD

HIGH EFFICIENCY, LINEAR, HIGH GAIN, LOW NOISE

ABSOLUTE MAXIMUM RATINGS (TC = 25 °C)

Total Device Dissipation	Junction to Case Thermal Resistance	Maximum Junction Temperature	Storage Temperature	DC Drain Current	Drain to Gate Voltage	Drain to Source Voltage	Gate to Source Voltage
290 Watts	0.6 °C/W	200 °C	-65 °C to 150°C	16 A	70 V	70 V	30V

RF CHARACTERISTICS (100WATTS OUTPUT)

SYMBOL	PARAMETER	MIN	TYP	MAX	UNITS	TEST CONDITIONS
Gps	Common Source Power Gai	10			dB	Idq = 1.6 A, Vds = 28.0 V, F = 400 MHz
η	Drain Efficiency		60		%	Idq = 1.6 A, Vds = 28.0 V, F = 400 MHz
VSWR	Load Mismatch Toleranc			20:1	Relative	Idq = 1.6 A, Vds = 28.0 V, F = 400 MHz

ELECTRICAL CHARACTERISTICS (EACH SIDE)

SYMBOL	PARAMETER	MIN	TYP	MAX	UNITS	TEST CONDITIONS
Bvdss	Drain Breakdown Voltag	65			V	Ids = 0.2 A, Vgs = 0V
Idss	Zero Bias Drain Curren			4	mA	Vds = 28.0 V, Vgs = 0V
Igss	Gate Leakage Curren			1	uA	Vds = 0 V, Vgs = 30V
Vgs	Gate Bias for Drain Curren	1		7	V	Ids = 0.4 A, Vgs = Vds
gM	Forward Transconductanc		3.2		Mho	Vds = 10V, Vgs = 5V
Rdson	Saturation Resistanc		0.35		Ohm	Vgs = 20V, Ids = 16 A
Idsat	Saturation Curren		22		Amp	Vgs = 20V, Vds = 10V
Ciss	Common Source Input Capacitanc		132		pF	Vds = 28.0 V, Vgs = 0V, F = 1 MHz
Crss	Common Source Feedback Capacitanc		16		pF	Vds = 28.0 V, Vgs = 0V, F = 1 MHz
Coss	Common Source Output Capacitanc		80		pF	Vds = 28.0 V, Vgs = 0V, F = 1 MHz

1110 Avenida Acaso, Camarillo, CA 93012 TEL:(805) 484-4210 FAX:(805) 484-3393 EMAIL:Sales@polyfet.com URL:www.polyfet.com

找PDF 维库一下 pdf.dzsc.com

F1066

POUT VS PIN GRAPH

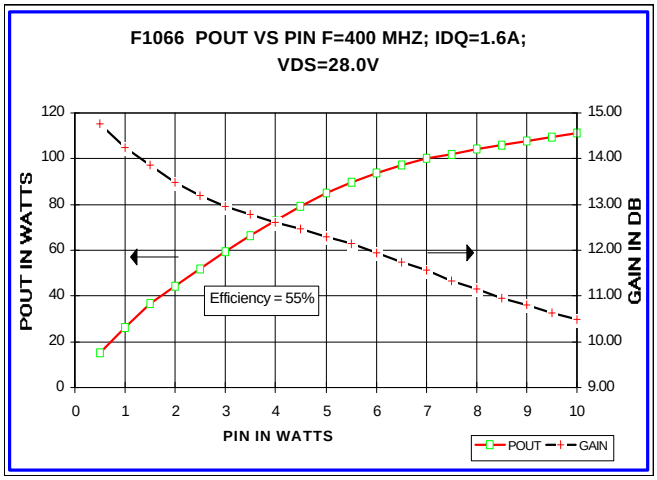

CAPACITANCE VS VOLTAGE

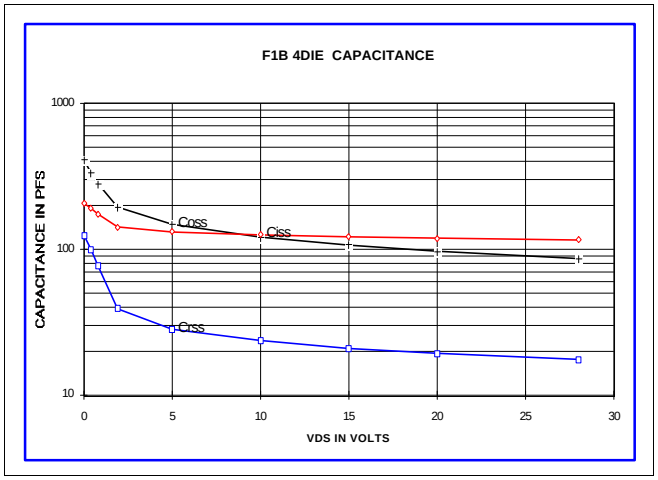

IV CURVE

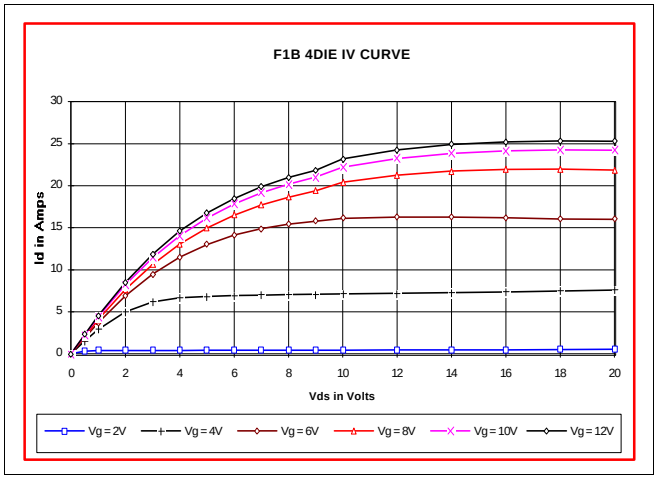

ID AND GM VS VGS

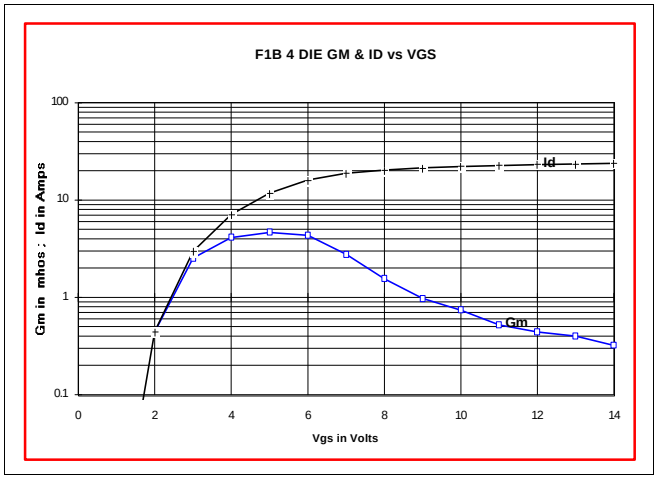

S11 AND S22 SMITH CHART

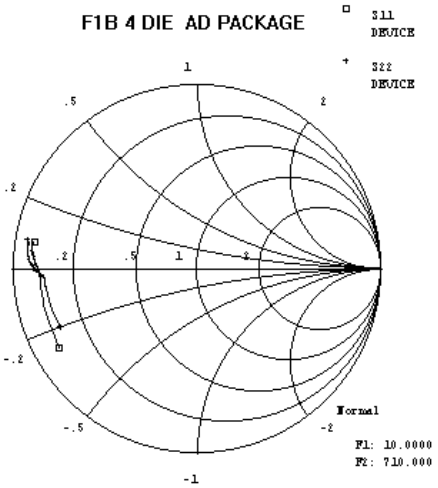

PACKAGE DIMENSIONS IN INCHES

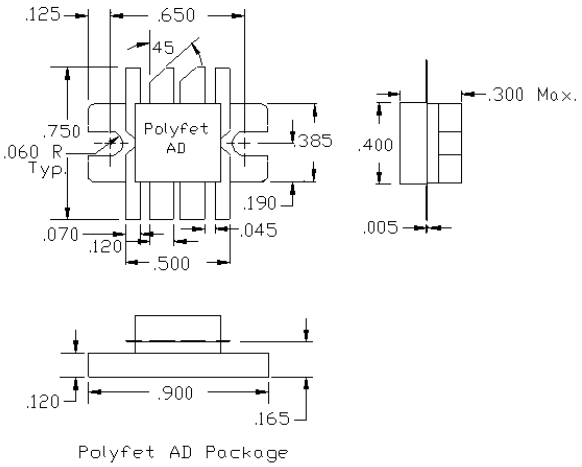

1110 Avenida Acaso, Camarillo, CA 93012, TEL:(805) 484-4210, FAX:(805) 484-3393, EMAIL:Sales@polyfet.com URL:www.polyfet.com