

3.3V, HCMOS, SMD Oscillator



Model: F4100 SERIES

RoHS Compliant / Pb Free

Rev. 6/1/2004

Page 1 of 3

FEATURES

- 3.3V Operation
- HCMOS Output
- Standby Function
- Tape and Reel (2,000 pcs. STD)

OPTIONS

- 1.05mm Height Max

http://www.foxonline.com/need_a_sample.htm



• PART NUMBER SELECTION [Learn More - Internet Required](#)

Part Number	Model Number	Frequency Stability ¹	Operating Temperature (°C)	Frequency Range (MHz)
116-Frequency-xxxxx	F4100	±100PPM	-10 ~ +70	0.012 ~ 170.000
117-Frequency-xxxxx	F4100R	±100PPM	-40 ~ +85	0.012 ~ 170.000
124-Frequency-xxxxx	F4105	±50PPM	-10 ~ +70	0.012 ~ 170.000
125-Frequency-xxxxx	F4105R	±50PPM	-40 ~ +85	0.012 ~ 170.000
126-Frequency-xxxxx	F4106	±25PPM	-10 ~ +70	0.012 ~ 165.000
127-Frequency-xxxxx	F4106R	±25PPM*	-40 ~ +85	0.012 ~ 156.520
128-Frequency-xxxxx	F4108	±20PPM*	-10 ~ +70	0.012 ~ 162.000

• ELECTRICAL CHARACTERISTICS

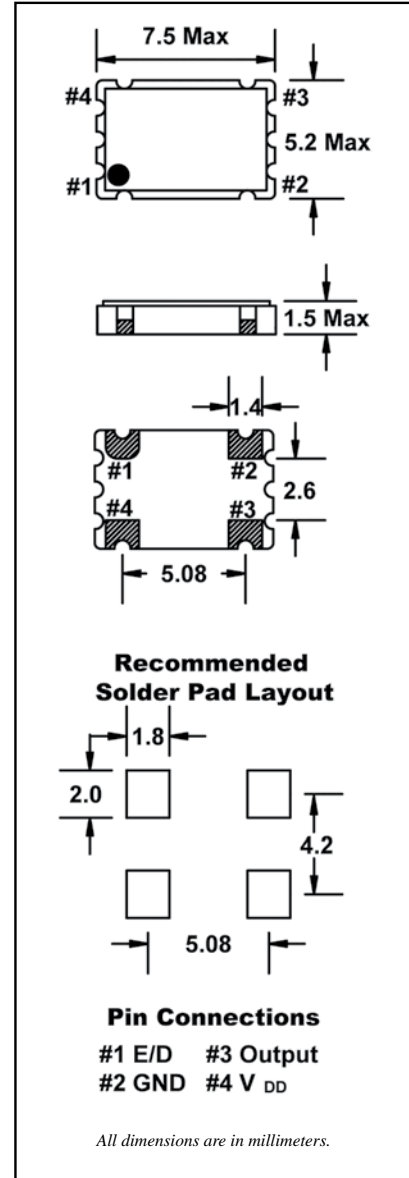
PARAMETERS	MAX (unless otherwise noted)
Frequency Range (Fo)	0.012 ~ 170.000 MHz
Storage Temperature Range (T _{STG})	-55°C ~ +125°C
Supply Voltage (V _{DD})	3.3V ± 10%
Input Current (I _{DD})	
0.012 ~ 0.040 MHz	3mA
0.040+ ~ 1.500 MHz	6mA
1.500+ ~ 32.000 MHz	15mA
32.000+ ~ 50.000 MHz	20mA
50.000+ ~ 67.000 MHz	25mA
67.000+ ~ 170.000 MHz	40mA
Output Symmetry (50% V _{DD})	
0.012 ~ 50.000 MHz	45% ~ 55%
50.000+ ~ 170.000 MHz	40% ~ 60%
Rise Time (10% ~ 90% V _{DD}) (T _R)	
0.012 ~ 80.000 MHz	6nS
80.000+ ~ 125.000 MHz	4nS
125.000+ ~ 170.000 MHz	3nS
Fall Time (90% ~ 10% V _{DD}) (T _F)	
0.012 ~ 80.000 MHz	6nS
80.000+ ~ 125.000 MHz	4nS
125.000+ ~ 170.000 MHz	3nS
Output Voltage (V _{OL})	10% V _{DD}
(V _{OH})	90% V _{DD} Min
Output Current (I _{OL})	2mA Min
(I _{OH})	-2mA Min
Output Load (HCMOS)	15pF
Standby Current	10µA
Start-up Time (T _S)	
0.012 ~ 32.000 MHz	5mS
32.000+ ~ 170.000 MHz	10mS
Output Disable Time ²	150nS
Output Enable Time ²	
0.012 ~ 32.000 MHz	5mS
32.000+ ~ 170.000 MHz	10mS
Jitter	
12kHz ~ 20MHz	0.3pS Typ.
RMS Period	2.5pS Typ.
Cycle-to-Cycle	20pS Typ.

¹ Inclusive of 25°C tolerance, operating temperature range, input voltage change, load change, aging, shock, and vibration. *Excludes Shock/Vibration

² An internal pullup resistor from pin 1 to pin 4 allows active output if pin 1 is left open.

Note: A 0.01µF bypass capacitor should be placed between VDD (Pin 4) and GND (Pin 2) to minimize power supply line noise.

All specifications subject to change without notice.



• ENABLE / DISABLE FUNCTION ²	
INH (Pin 1)	OUTPUT (Pin 3)
OPEN ²	ACTIVE
'1' Level V _{IH} ≥ 70% V _{DD}	ACTIVE
'0' Level V _{IL} ≤ 30% V _{DD}	High Z

3.3V, HCMOS, Tight Stability, SMD Oscillator



Model: F4100 SERIES

RoHS Compliant / Pb Free

Rev. 6/1/2004

Page 2 of 3

http://www.foxonline.com/need_a_sample.htm



FEATURES

- Tight Stability
- 3.3V Operation
- HCMOS Output
- Standby Function
- Tape and Reel (2,000 pcs. STD)

• PART NUMBER SELECTION [Learn More](#) - Internet Required

Part Number	Model Number	Frequency Stability ¹	Operating Temperature (°C)	Frequency Range (MHz)
549-Frequency-xxxxx	F4108R	±20PPM	-40 ~ +85	1.800 ~ 50.000
544-Frequency-xxxxx	F4107	±15PPM	-10 ~ +70	1.800 ~ 50.000
565-Frequency-xxxxx	F4107R	±15PPM	-40 ~ +85	1.800 ~ 50.000
545-Frequency-xxxxx	F4109	±10PPM	-10 ~ +70	1.800 ~ 50.000

• ELECTRICAL CHARACTERISTICS

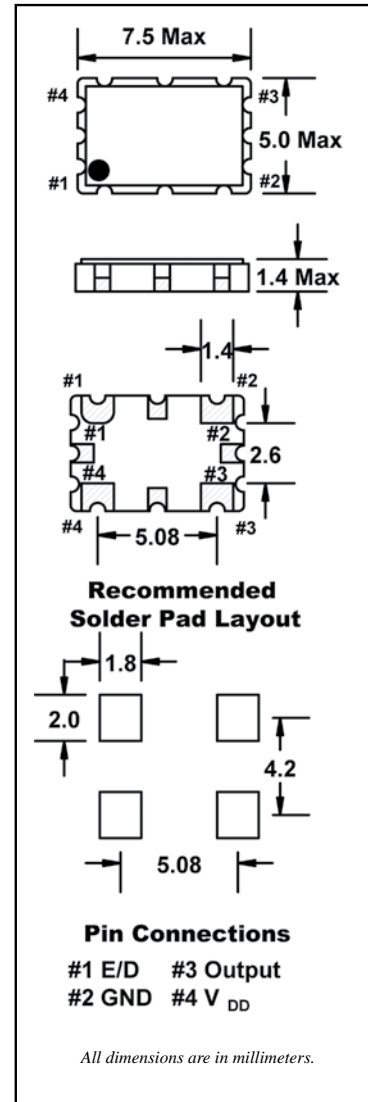
PARAMETERS	MAX (unless otherwise noted)
Frequency Range (Fo)	1.800 ~ 50.000 MHz
Storage Temperature Range (TSTG)	-55°C ~ +125°C
Supply Voltage (VDD)	3.3V ± 5%
Input Current (IDD)	22 mA
Output Symmetry (50% VDD)	45% ~ 55%
Rise Time (10% ~ 90% VDD) (Tr)	5nS
Fall Time (90% ~ 10% VDD) (Tf)	5nS
Output Voltage (VOL)	10% VDD
(VOH)	90% VDD Min
Output Current (IOL)	8mA Min
(IOH)	4mA Min
Output Load (HCMOS)	15pF
Standby Current	50µA
Start-up Time (Ts)	5mS
Output Disable Time ²	150nS
Output Enable Time ²	5mS

¹ Inclusive of 25°C tolerance, operating temperature range, input voltage change, load change, aging, shock, and vibration.

² An internal pullup resistor from pin 1 to pin 4 allows active output if pin 1 is left open.

Note: A 0.01µF bypass capacitor should be placed between VDD (Pin 4) and GND (Pin 2) to minimize power supply line noise.

All specifications subject to change without notice.



• ENABLE / DISABLE FUNCTION

INH (Pin 1)	OUTPUT (Pin 3)
OPEN ²	ACTIVE
'1' Level $V_{IH} \geq 70\% V_{DD}$	ACTIVE
'0' Level $V_{IL} \leq 30\% V_{DD}$	High Z

3.3V, HCMOS, SMD Oscillator



Model: F4100 SERIES

RoHS Compliant / Pb Free

Rev. 6/1/2004

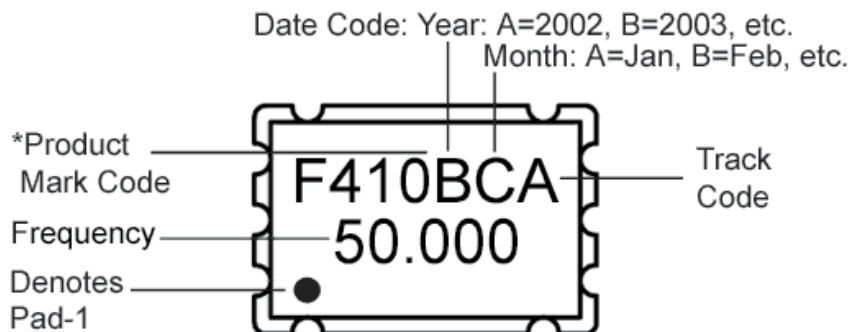
Page 3 of 3

http://www.foxonline.com/need_a_sample.htm



F4100 Series Marking Identification

Models: F4100, F4100R, F4105, F4105R, F4106, F4106R, F4108



*F410 product marking code used for all F4100 model numbers. Frequency stability and operating temperature will not be identified from marking. External packaging labels and receiving invoice will correctly identify ordered Fox part number.

pm_F4100.gif, Rev 01

• TAPE SPECIFICATIONS (millimeters)

MODEL	A	B	C	D	E	F	STD Reel QTY
F4100 Series	∅1.5	4.0	8.0	7.5	16.0	2.15	2,000

• REEL SPECIFICATIONS (millimeters)

MODEL	G	H	I	J	K	L	M
F4100 Series	2.0	∅13	∅21	∅80	∅255	17.5	2.0

