



# ACTS240MS

High Reliability, Radiation Hardened  
Octal Buffer/Line Driver, Three-State

January 1996

## Features

- Devices QML Qualified in Accordance with MIL-PRF-38535
- Detailed Electrical and Screening Requirements are Contained in SMD# 5962-96717 and Intersil's QM Plan
- 1.25 Micron Radiation Hardened SOS CMOS
- Total Dose ..... >300K RAD (Si)
- Single Event Upset (SEU) Immunity: <1 x 10<sup>-10</sup> Errors/Bit/Day (Typ)
- SEU LET Threshold ..... >100 MEV-cm<sup>2</sup>/mg
- Dose Rate Upset ..... >10<sup>11</sup> RAD (Si)/s, 20ns Pulse
- Dose Rate Survivability ..... >10<sup>12</sup> RAD (Si)/s, 20ns Pulse
- Latch-Up Free Under Any Conditions
- Military Temperature Range ..... -55°C to +125°C
- Significant Power Reduction Compared to ALSTTL Logic
- DC Operating Voltage Range ..... 4.5V to 5.5V
- Input Logic Levels
  - VIL = 0.8V Max
  - VIH = VCC/2 Min
- Input Current ≤ 1μA at VOL, VOH
- Fast Propagation Delay ..... 17.5ns (Max), 12ns (Typ)

## Description

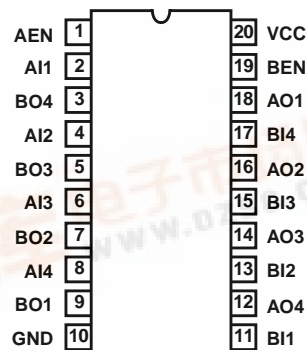
The Intersil ACTS240MS is a Radiation Hardened High Reliability, High-Speed CMOS/SOS having two active low enable inputs.

The ACTS240MS utilizes advanced CMOS/SOS technology to achieve high-speed operation. This device is a member of a radiation hardened, high-speed, CMOS/SOS Logic Family.

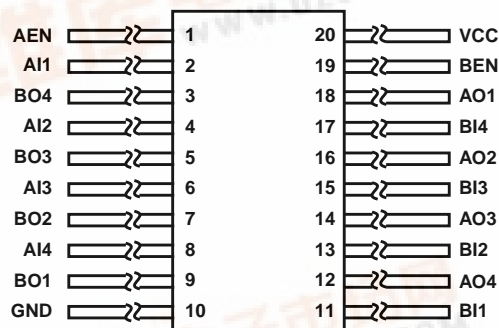
The ACTS240MS is supplied in a 20 lead Ceramic Flatpack (K suffix) or a Dual-In-Line Ceramic Package (D suffix).

## Pinouts

20 PIN CERAMIC DUAL-IN-LINE  
MIL-STD-1835 DESIGNATOR CDIP2-T20,  
LEAD FINISH C  
TOP VIEW



20 PIN CERAMIC FLATPACK  
MIL-STD-1835 DESIGNATOR CDFP4-F20,  
LEAD FINISH C  
TOP VIEW

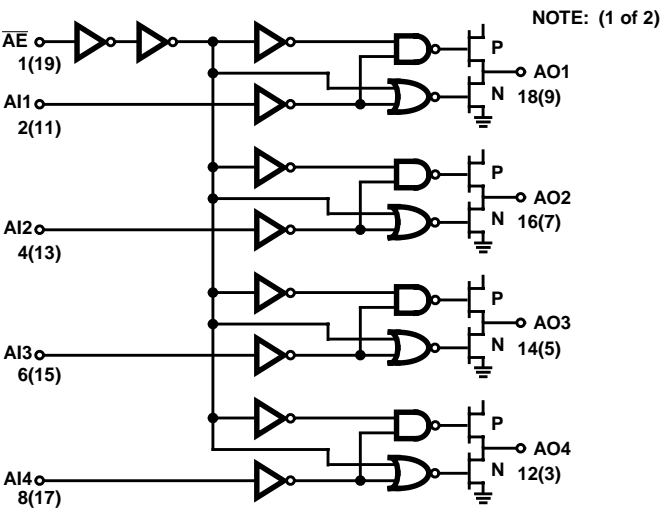


## Ordering Information

PART NUMBER	TEMPERATURE RANGE	SCREENING LEVEL	PACKAGE
5962F9671701VRC	-55°C to +125°C	MIL-PRF-38535 Class V	20 Lead SBDIP
5962F9671701VXC	-55°C to +125°C	MIL-PRF-38535 Class V	20 Lead Ceramic Flatpack
ACTS240D/Sample	25°C	Sample	20 Lead SBDIP
ACTS240K/Sample	25°C	Sample	20 Lead Ceramic Flatpack
ACTS240HMSR	25°C	Die	Die

ACTS240MS

Functional Diagram



TRUTH TABLE

INPUTS		OUTPUT
AE, BE	AIn, BIn	AOn, BOn
L	L	H
L	H	L
H	X	Z

NOTE: H = High Voltage Level, L = Low Voltage Level,  
X = Immaterial, Z = High Impedance

## ACTS240MS

### Die Characteristics

#### DIE DIMENSIONS:

100 mils x 100 mils  
2.54mm x 2.54mm

#### METALLIZATION:

Type: AlSi  
Metal 1 Thickness:  $7.125\text{k}\text{\AA} \pm 1.125\text{k}\text{\AA}$   
Metal 2 Thickness:  $9\text{k}\text{\AA} \pm 1\text{k}\text{\AA}$

#### GLASSIVATION:

Type:  $\text{SiO}_2$   
Thickness:  $8\text{k}\text{\AA} \pm 1\text{k}\text{\AA}$

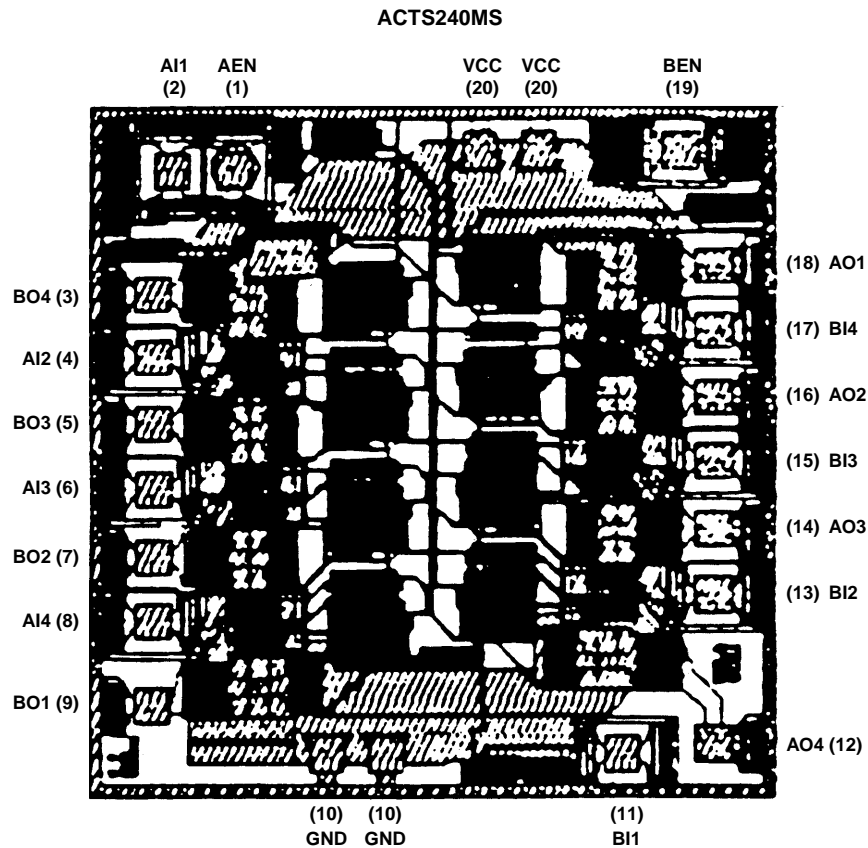
#### WORST CASE CURRENT DENSITY:

$< 2.0 \times 10^5 \text{A/cm}^2$

#### BOND PAD SIZE:

$110\mu\text{m} \times 110\mu\text{m}$   
4.4 mils x 4.4 mils

### Metallization Mask Layout



All Intersil semiconductor products are manufactured, assembled and tested under **ISO9000** quality systems certification.

*Intersil products are sold by description only. Intersil Corporation reserves the right to make changes in circuit design and/or specifications at any time without notice. Accordingly, the reader is cautioned to verify that data sheets are current before placing orders. Information furnished by Intersil is believed to be accurate and reliable. However, no responsibility is assumed by Intersil or its subsidiaries for its use; nor for any infringements of patents or other rights of third parties which may result from its use. No license is granted by implication or otherwise under any patent or patent rights of Intersil or its subsidiaries.*

For information regarding Intersil Corporation and its products, see web site <http://www.intersil.com>