

SANYO

FC801

Silicon Epitaxial Planar Diode
Composite Diode

for High-Speed Switching Applications

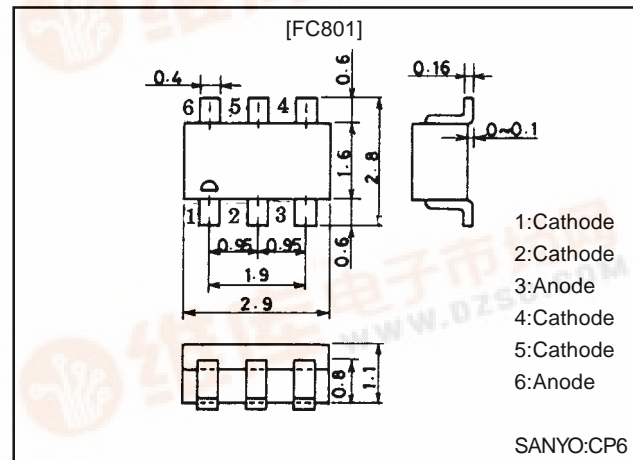
Features

- Composite type with 4 diodes contained in the CP package currently in use, improving the mounting efficiency greatly.
- The FC801 is formed with two chips, each being equivalent to the DCA015, placed in one package.

Package Dimensions

unit:mm

1232A



Specifications

Absolute Maximum Ratings at Ta = 25°C

Parameter	Symbol	Conditions	Ratings	Unit
Peak Reverse Voltage	V_{RM}		75	V
Reverse Voltage	V_R		50	V
Surge Current	I_{FSM}	1μs	4	A
Average Rectified Current	I_O		100	mA
Peak Forward Current	I_{FM}		300	mA
Junction Temperature	T_J		150	°C
Storage Temperature	T_{stg}		-50 to +150	°C

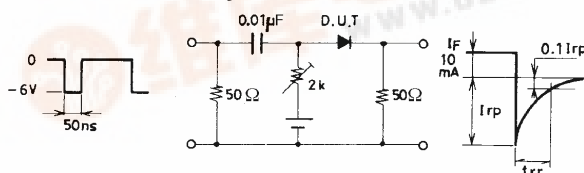
Electrical Characteristics at Ta = 25°C

Parameter	Symbol	Conditions	Ratings			Unit
			min	typ	max	
Forward Voltage	V_F	$I_F=10mA$		0.72	1.0	V
		$I_F=50mA$		0.82	1.0	V
		$I_F=100mA$		0.88	1.2	V
Reverse Current	I_R	$V_R=50V$			100	nA
Interterminal Capacitance	C	$V_R=0V, f=1MHz$		4.5	9.0	pF
Reverse Recovery Time	t_{rr}	$I_F=10mA, V_R=6V, R_L=50\Omega, I_{rr}=0.1I_{rp}$			8.0	ns

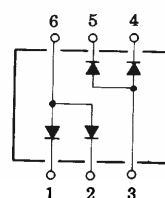
Note) The specifications shown above are for each individual diode.

· Marking:801

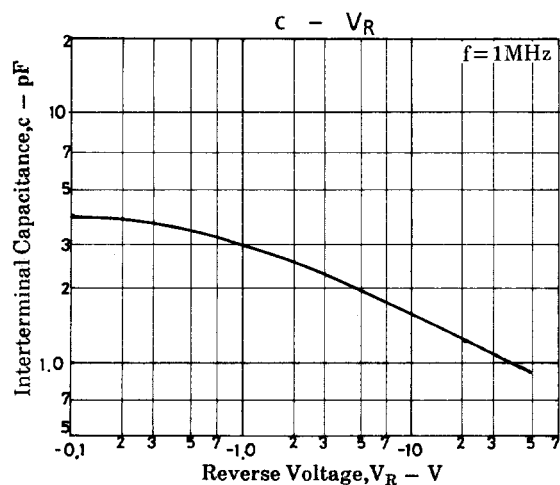
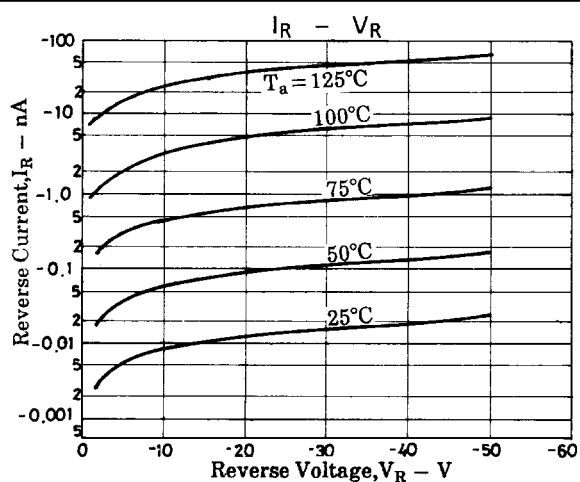
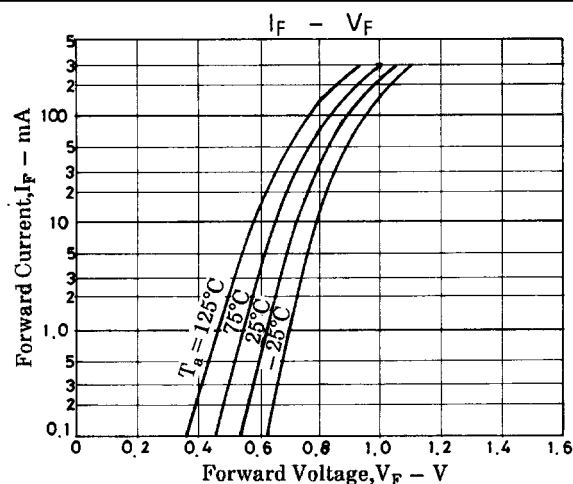
Reverse Recovery Time Test Circuit



Electrical Connection



FC801



■ No products described or contained herein are intended for use in surgical implants, life-support systems, aerospace equipment, nuclear power control systems, vehicles, disaster/crime-prevention equipment and the like, the failure of which may directly or indirectly cause injury, death or property loss.

■ Anyone purchasing any products described or contained herein for an above-mentioned use shall:

- ① Accept full responsibility and indemnify and defend SANYO ELECTRIC CO., LTD., its affiliates, subsidiaries and distributors and all their officers and employees, jointly and severally, against any and all claims and litigation and all damages, cost and expenses associated with such use;
- ② Not impose any responsibility for any fault or negligence which may be cited in any such claim or litigation on SANYO ELECTRIC CO., LTD., its affiliates, subsidiaries and distributors or any of their officers and employees jointly or severally.

■ Information (including circuit diagrams and circuit parameters) herein is for example only; it is not guaranteed for volume production. SANYO believes information herein is accurate and reliable, but no guarantees are made or implied regarding its use or any infringements of intellectual property rights or other rights of third parties.