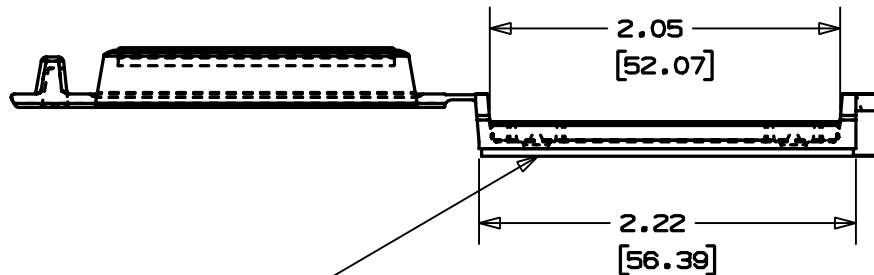
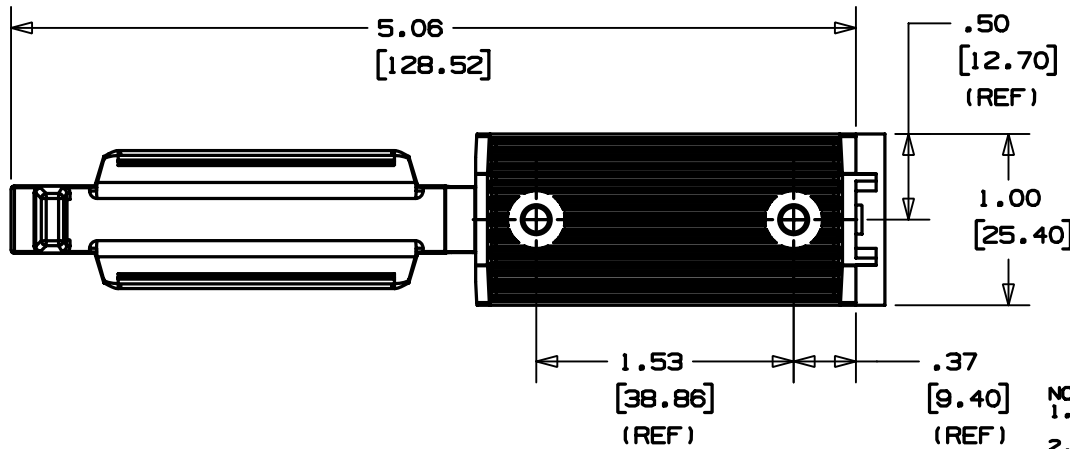
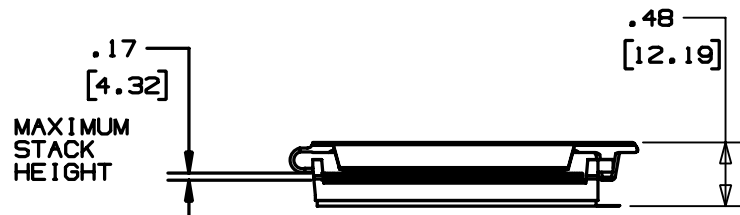


THIS COPY IS PROVIDED ON A RESTRICTED BASIS AND IS NOT TO BE USED IN ANY WAY DETRIMENTAL TO THE INTERESTS OF PANDUIT CORP.



ADHESIVE TAPE:
PRESSURE SENSITIVE FOAM 0.040 (1.02 oz)
THICK WITH RUBBER ADHESIVE AND PROTECTIVE
LINER. MOUNT IS DESIGNED TO SUPPORT 1 lb. (45g)
MAXIMUM WEIGHT ON A CLEAN, DRY, SMOOTH,
GREASE-FREE SURFACE.

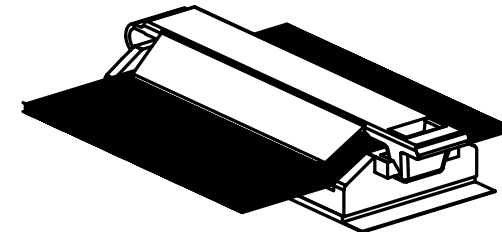


PANDUIT PART NO.	REC'M. SCREW FASTENER	WEIGHT lbs. 100 (g) pcs.
FCM2-A	N/A	1.63 (738)
FCM2-S6	#6 (M3) FLAT HEAD OR BUTTON HEAD	1.54 (698)

NO WARRANTY, EXPRESSED OR IMPLIED IS MADE
BY PANDUIT WITH RESPECT TO ADHESIVE BOND
PERFORMANCE. AMONG OTHER THINGS, THE
CONDITIONS UNDER WHICH THESE MOUNTS MAY
BE APPLIED AND/OR SURFACE TO WHICH THEY
MAY BE APPLIED ARE BEYOND PANDUIT'S CONTROL.

NOTES:

- SEE CURRENT PRICE SHEET FOR PART NUMBER SUFFIX
DESIGNATION FOR PACKAGE SIZE AND PART COLOR.
- TO APPLY MOUNT:
A) REMOVE PROTECTIVE LINER
B) PLACE IN DESIRED LOCATION
C) APPLY PRESSURE TO TOP OF MOUNT
- RECOGNIZED UNDER THE COMPONENTS PROGRAM OF
UNDERWRITERS LABORATORIES, INC.



DIMENSIONS IN BRACKETS ARE METRIC [mm]

CAD FILENAME/LAYER

G00239BE_PB_FCM2_02

PANDUIT

CORP.

TINLEY PARK, ILLINOIS

2 INCH FLAT CABLE MOUNT FCM2

UNLESS OTHERWISE SPECIFIED,
DIMENSIONAL TOLERANCES ARE:
(.X) ± 0.05 (1.3) (.XXX) ± 0.010 (0.25)
(.XX) ± 0.02 (0.5) ANGLES $\pm 5^\circ$

UNLESS OTHERWISE SPECIFIED,
ALL DIMENSIONS ARE GIVEN
IN INCHES, THIRD ANGLE PROJECTION.

DRAWN BY MJK

MAT'L:

SCALE NONE

DATE
10-13-92

NYLON 6/6
GRAY

DRAWING NO.

G00239BE

DWG

A
SIZE

2	4/3/03	LGG		CHG DIM FROM .080 (15.24) TO .48 (12.19)	G00239BE	2							
REV	DATE	BY	CHK	DESCRIPTION	ECN	- R	CUST	SUP					