

FMMT493A

SOT23 60V NPN SILICON PLANAR MEDIUM POWER PLANAR TRANSISTOR

NPN: $V_{CEO} = 60V$, $I_C = 1A$, $V_{CE(SAT)} = 0.5V @ 1A$

Description:

This 60V NPN transistor provides users with performance combining low saturation and high h_{FE} with a continuous current capability of 1A, ensuring improved circuit efficiencies.

Features

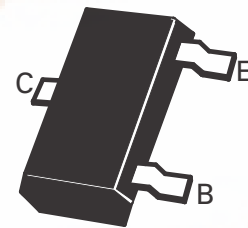
Low saturation voltage

High h_{FE} min 300 @ 250mA

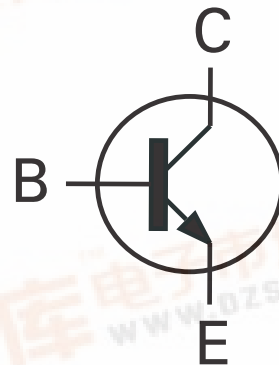
$I_C = 1A$

Applications

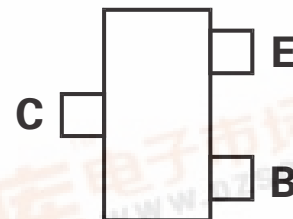
- Various driving functions including:-
 - Motors
 - Actuators
 - Solenoid & Relays
- Backlight Inverters.
- DC_DC Modules.



SOT23



Device	Reel Size (inches)	Tape Width (mm)	Quantity Per Reel
FMMT493ATA	7	8mm embossed	3000 units
FMMT493ATC	13	8mm embossed	10000 units



TOP VIEW

FMMT493A

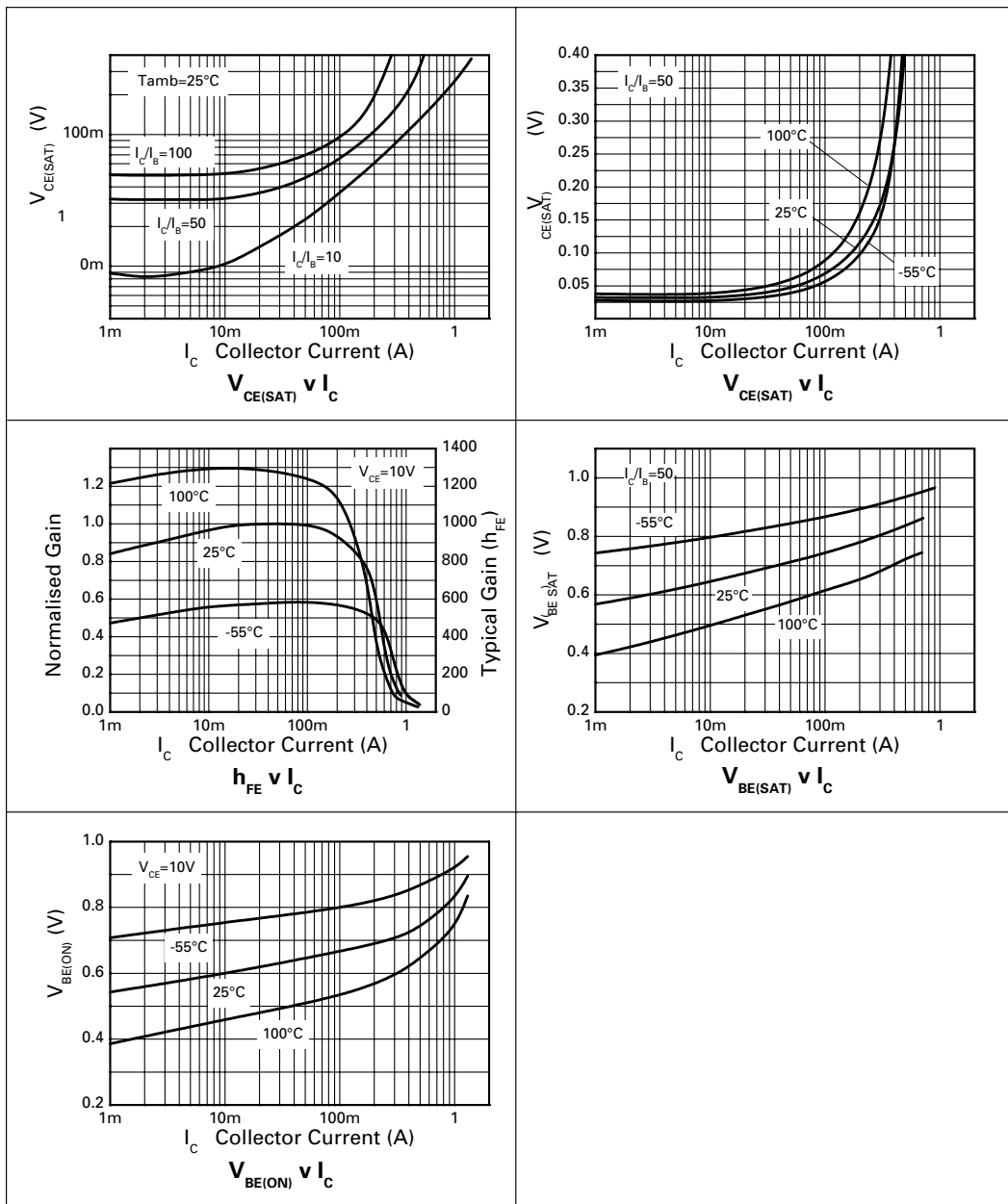
ELECTRICAL CHARACTERISTICS (at Tamb = 25°C).

PARAMETER	SYMBOL	MIN.	MAX.	UNIT	CONDITIONS.
Collector - Base Breakdown Voltage	$V_{(BR)CBO}$	120		V	$I_C = 100\mu A$
Collector - Emitter Breakdown Voltage	$V_{CEO(SUS)}$	60		V	$I_C = 10mA^*$
Emitter - Base Breakdown Voltage	$V_{(BR)EBO}$	5		V	$I_E = 100\mu A$
Collector Cut-Off Current	I_{CBO}		100	nA	$V_{CB} = 45V$
Collector Cut-Off Current	I_{CES}		100	nA	$V_{CES} = 45V$
Emitter Cut-Off Current	I_{EBO}		100	nA	$V_{EB} = 4V$
Collector - Emitter Saturation Voltage	$V_{CE(SAT)}$		0.25 0.5	V V	$I_C = 500mA, I_B = 50mA$ $I_C = 1A, I_B = 100mA$
Base - Emitter Saturation Voltage	$V_{BE(SAT)}$		1.15	V	$I_C = 1A, I_B = 100mA$
Base Emitter Turn On Voltage	$V_{BE(ON)}$		1.0	V	$I_C = 1A, V_{CE} = 10V$
Static Forward Current Transfer Ratio	h_{FE}	300 500 300 100 20	1200		$I_C = 1mA, V_{CE} = 10V$ $I_C = 150mA, V_{CE} = 10V$ $I_C = 250mA, V_{CE} = 10V$ $I_C = 500mA, V_{CE} = 10V$ $I_C = 1A, V_{CE} = 10V$
Transition Frequency	f_T	150		Mhz	$I_C = 50mA, V_{CE} = 10V$ $f = 100MHz$
Collector - Base Breakdown Voltage	C_{OBO}		10	pF	$V_{CB} = 10V, f = 1MHz$

*Measured under pulsed conditions. Pulse width = 300 μ s. Duty Cycle <2%

FMMT493A

ELECTRICAL CHARACTERISTICS



FMMT493A

ABSOLUTE MAXIMUM RATINGS.

PARAMETER	SYMBOL	VALUE	UNIT
Collector-Base Voltage	V_{CBO}	120	V
Collector-Emitter Voltage	V_{CEO}	60	V
Emitter-Base Voltage	V_{EBO}	5	V
Continuous Collector Current	I_C	1	A
Peak Pulse Current	I_{CM}	2	A
Base Current	I_B	200	mA
Power Dissipation at $T_{amb}=25^{\circ}C$	P_{tot}	500	mW
Operating and Storage Temperature Range	$T_j; T_{stg}$	-55 to +150	$^{\circ}C$

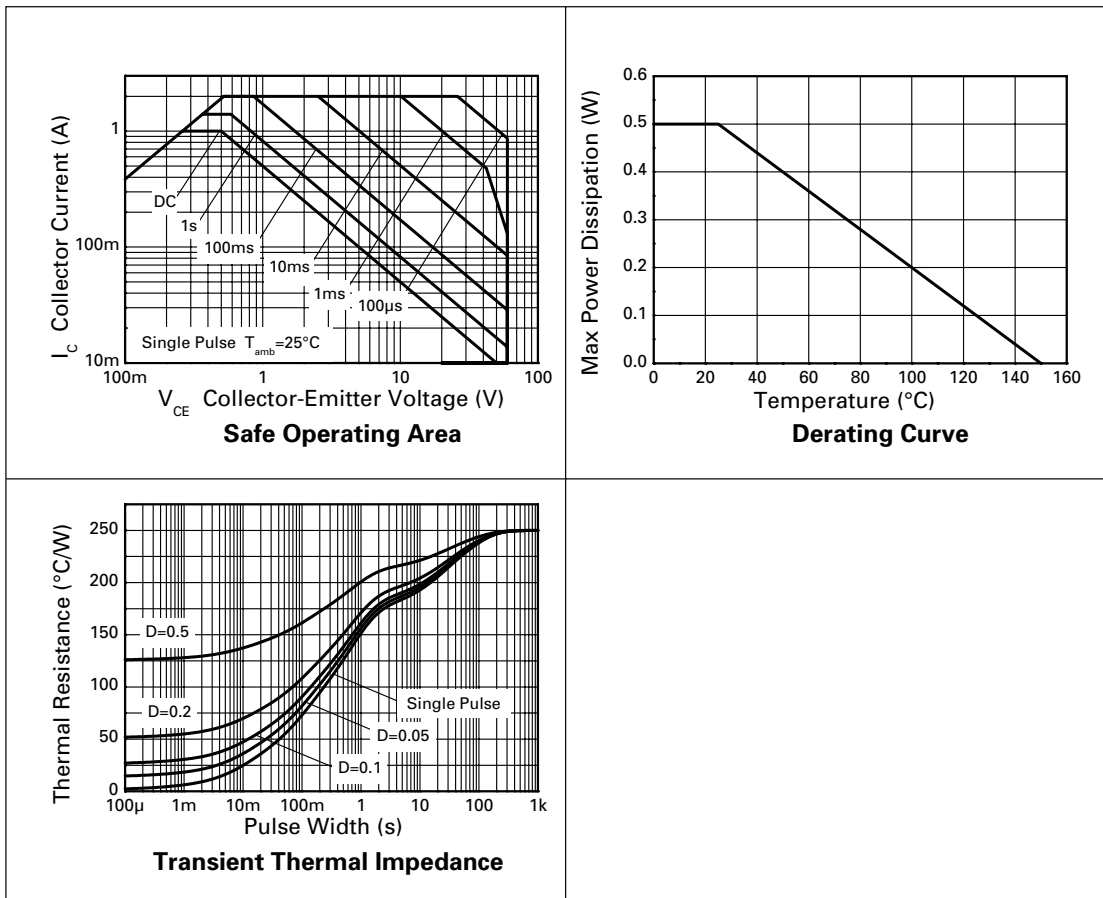
THERMAL RESISTANCE

PARAMETER	SYMBOL	VALUE	UNIT
Junction to Ambient (a)	$R_{\theta JA}$	250	$^{\circ}C/W$

Mounted on a 15mm x 15mm x 0.6mm alumina substrate connected using 25mm x 0.5 dia copper wire.

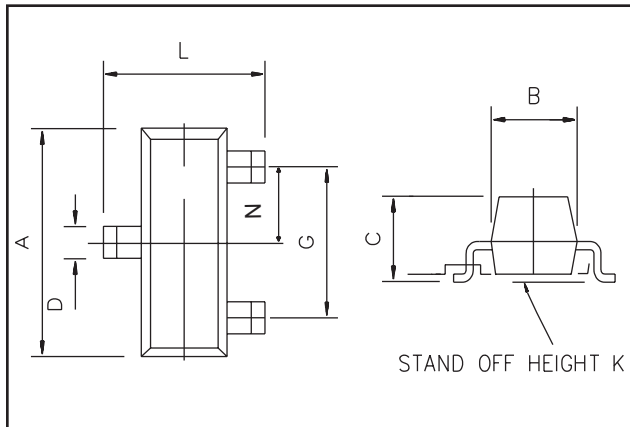
FMMT493A

THERMAL CHARACTERISTICS

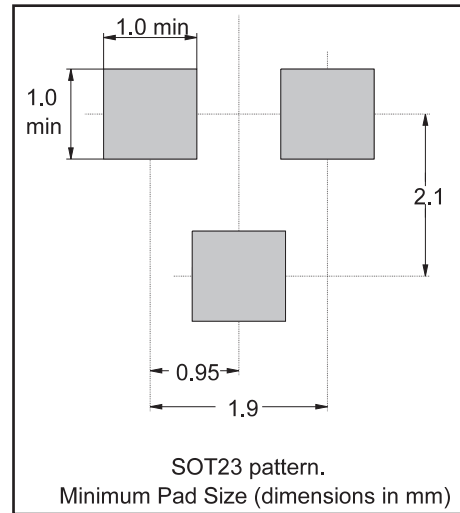


FMMT493A

PACKAGE DIMENSIONS



PAD LAYOUT DETAILS



DIM	Millimetres		Inches	
	Min	Max	Min	Max
A	2.67	3.05	0.105	0.120
B	1.20	1.40	0.047	0.055
C	-	1.10	-	0.043
D	0.37	0.53	0.0145	0.021
F	0.085	0.15	0.0033	0.0059
G	NOM 1.9		NOM 0.075	
K	0.01	0.10	0.0004	0.004
L	2.10	2.50	0.0825	0.0985
N	NOM 0.95		NOM 0.037	

© Zetex plc 2001

Zetex plc
Fields New Road
Chadderton
Oldham, OL9 8NP
United Kingdom
Telephone (44) 161 622 4422
Fax: (44) 161 622 4420

Zetex GmbH
Streitfeldstraße 19
D-81673 München
Germany
Telefon: (49) 89 45 49 49 0
Fax: (49) 89 45 49 49 49

Zetex Inc
700 Veterans Memorial Hwy
Hauppauge, NY11788
USA
Telephone: (631) 360 2222
Fax: (631) 360 8222

Zetex (Asia) Ltd
3701-04 Metroplaza, Tower 1
Hing Fong Road
Kwai Fong, Hong Kong
China
Telephone: (852) 26100 611
Fax: (852) 24250 494

These offices are supported by agents and distributors in major countries world-wide.

This publication is issued to provide outline information only which (unless agreed by the Company in writing) may not be used, applied or reproduced for any purpose or form part of any order or contract or be regarded as a representation relating to the products or services concerned. The Company reserves the right to alter without notice the specification, design, price or conditions of supply of any product or service.

For the latest product information, log on to www.zetex.com



ISSUE 1 - OCTOBER 2001