查询FSF10A40供应商

Nihon Inter Electronics Corporation

FRD Type : FSF10A40

OUTLINE DRAWING

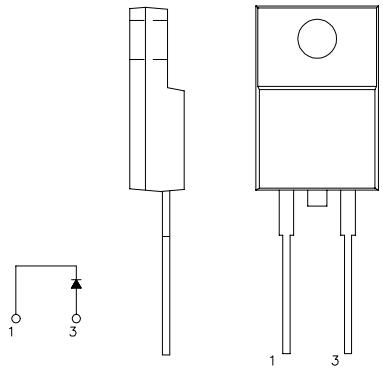

FEATURES

* Fully Molded Isolation Case
* Ultra – Fast Recovery
* Low Forward Voltage Drop
* Low Power Loss, High Efficiency
* High Surge Capability
* 200 Volts thru 600 Volts Types Available

Maximum Ratings

Approx Net Weight:1.7g

Rating	Symbol	FSF10A40			Unit
Repetitive Peak Reverse Voltage	V_{RRM}	400			V
Non-repetitive Peak Reverse Voltage	V_{RSM}	440			
Average Rectified Output Current	I_O	10	Tc=95℃	50 Hz Half Sine Wave Resistive Load	A
RMS Forward Current	$I_{F(RMS)}$	15.7			A
Surge Forward Current	I_{FSM}	120	50 Hz Half Sine Wave,1cycle Non-repetitive		A
Operating JunctionTemperature Range	Tjw	- 40 to + 150			℃
Storage Temperature Range	Tstg	- 40 to + 150			℃
Mounting torque		0.5	Recommended value		N•m

Electrical • Thermal Characteristics

Characteristics	Symbol	Conditions	Min.	Typ.	Max.	Unit
Peak Reverse Current	I_{RM}	Tj= 25℃, V_{RM}= V_{RRM}	-	-	30	μA
Peak Forward Voltage	V_{FM}	Tj= 25℃, I_{FM}= 10A	-	-	1.30	V
Reverse Recovery Time	trr	I_{FM}= 10A, -di/dt= 50 A/μs, Ta= 25℃	-	-	45	ns
Thermal Resistance	Rth(j-c)	Junction to Case	-	-	4	℃/W
	Rth(c-f)	Case to Fin	-	-	1.5	

FSF10A40 OUTLINE DRAWING (Dimensions in mm)

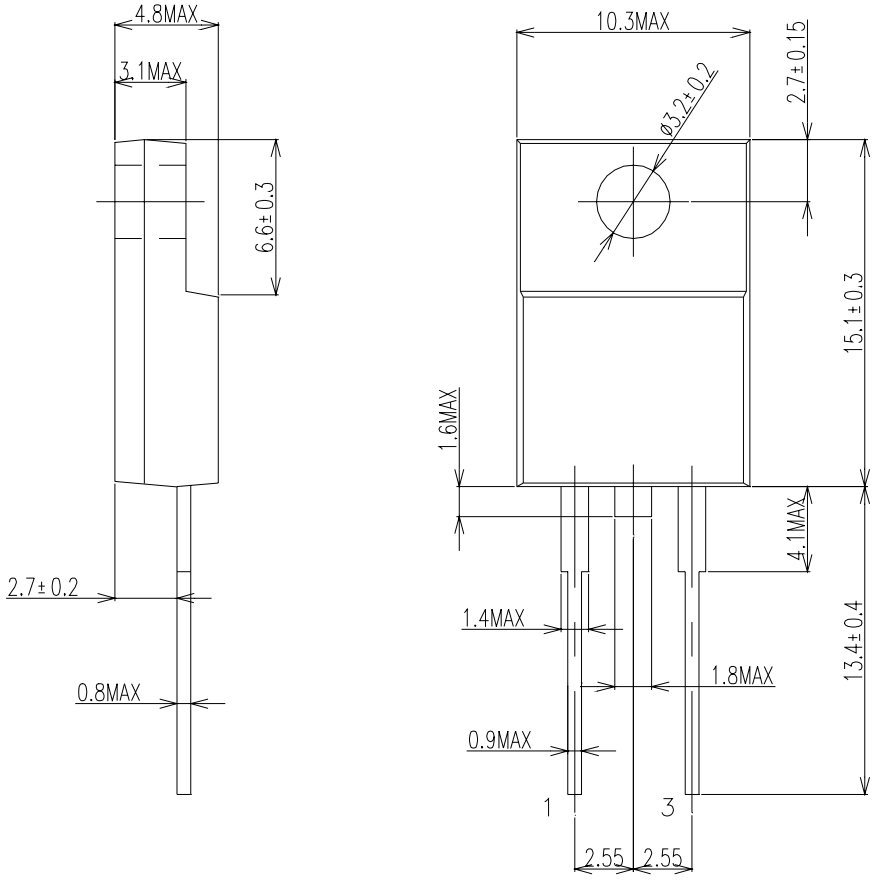

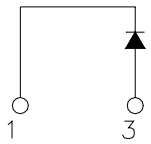

FORWARD CURRENT VS. VOLTAGE

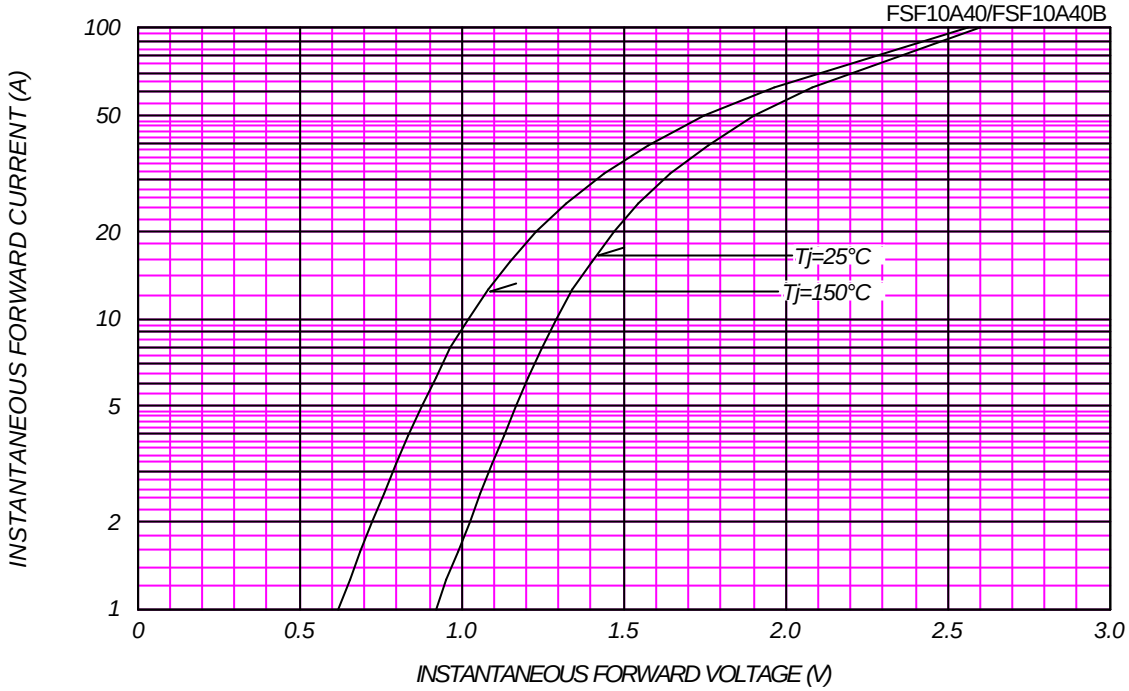

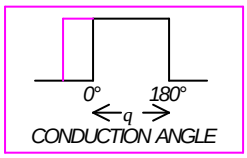

AVERAGE FORWARD POWER DISSIPATION

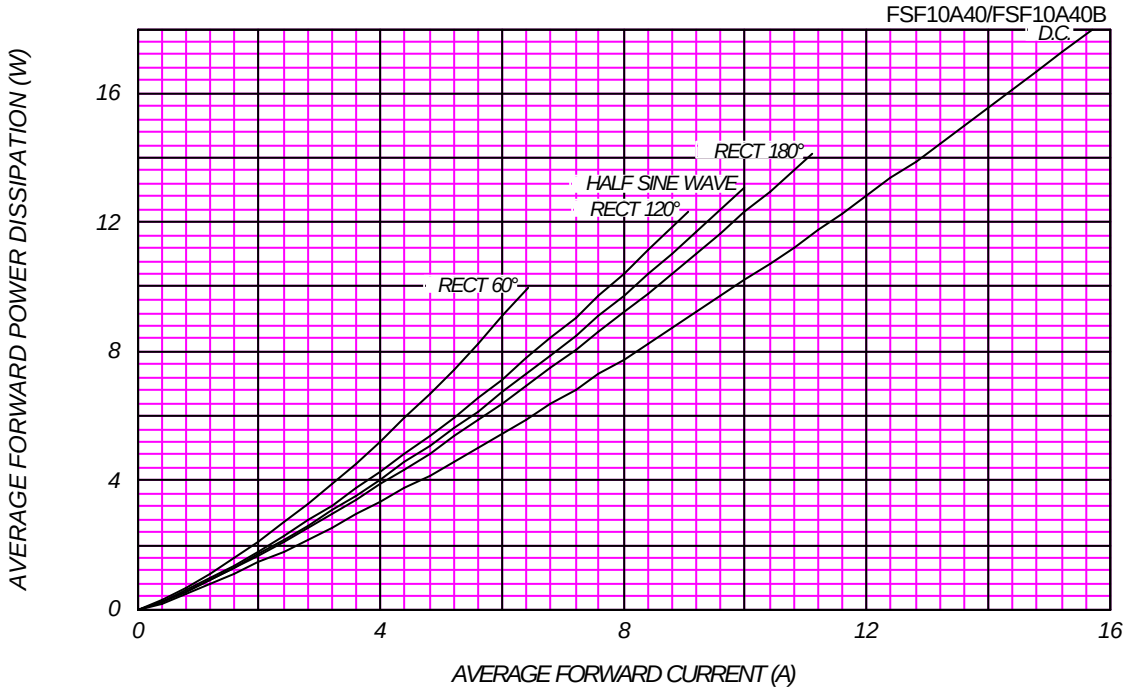

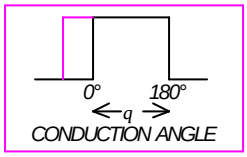

AVERAGE FORWARD CURRENT VS. CASE TEMPERATURE

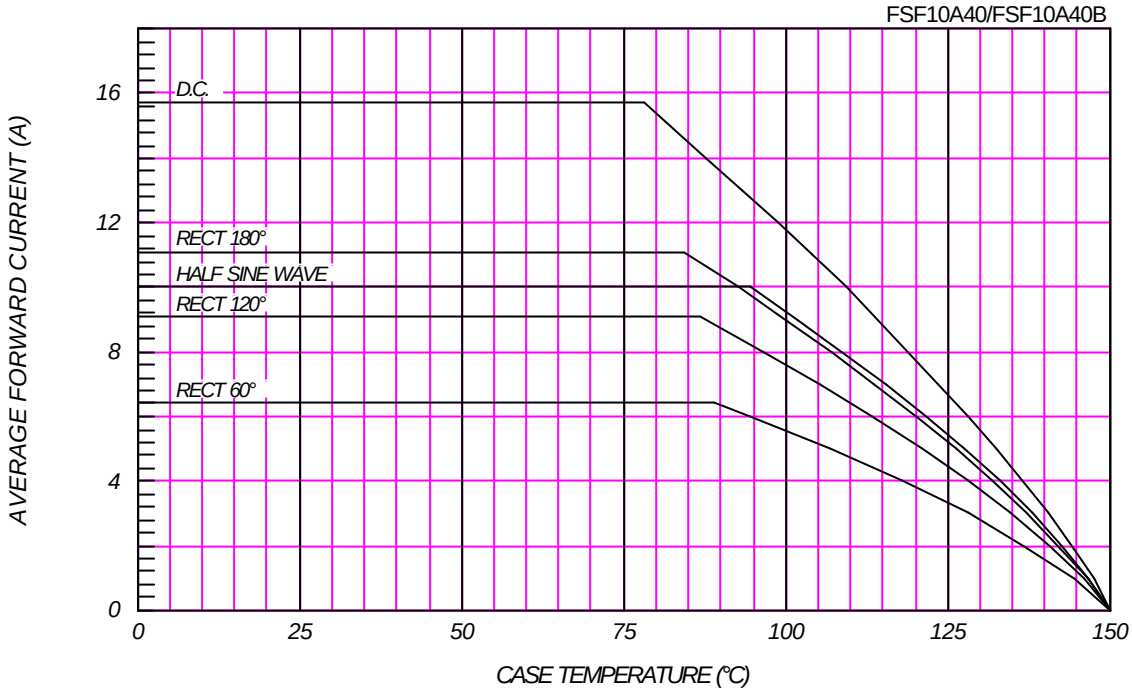

SURGE CURRENT RATINGS
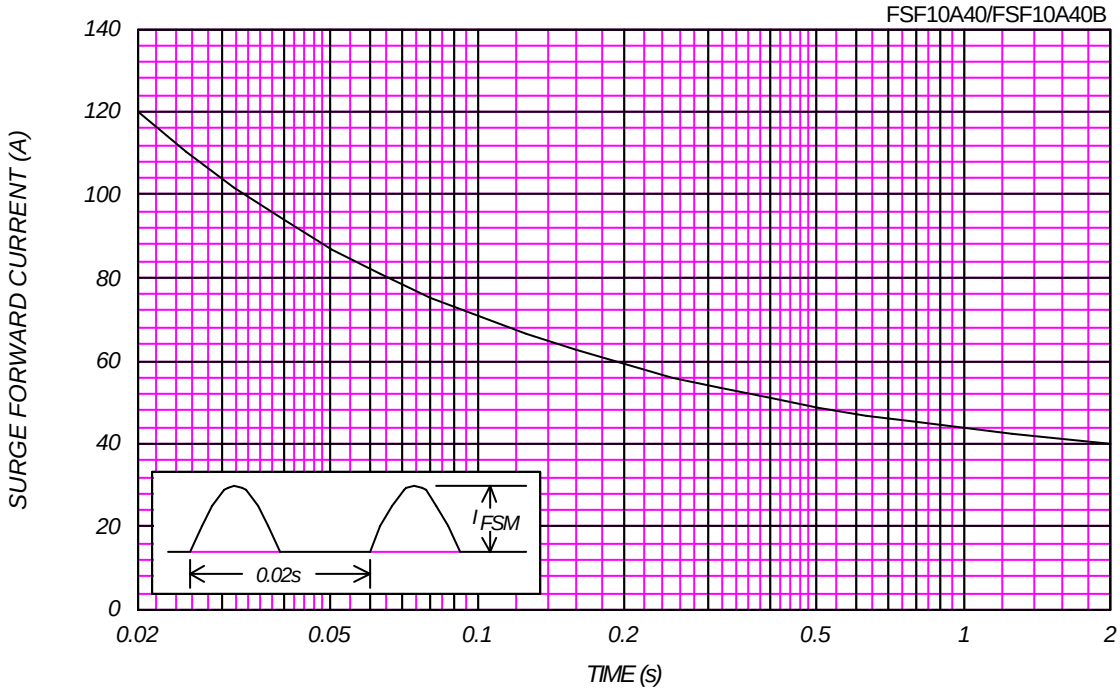
f=50Hz,Half Sine Wave,Non-Repetitive,No Load