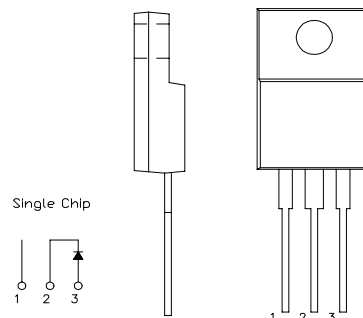


# SBD Type : FSH05A04B

OUTLINE DRAWING

## FEATURES

- \*Similar to TO-220AB Case
- \*Fully Molded Isolation
- \*Low Forward Voltage Drop
- \*Low Power Loss,High Efficiency
- \*High Surge Capability
- \*Tj=150 °C operation



## Maximum Ratings

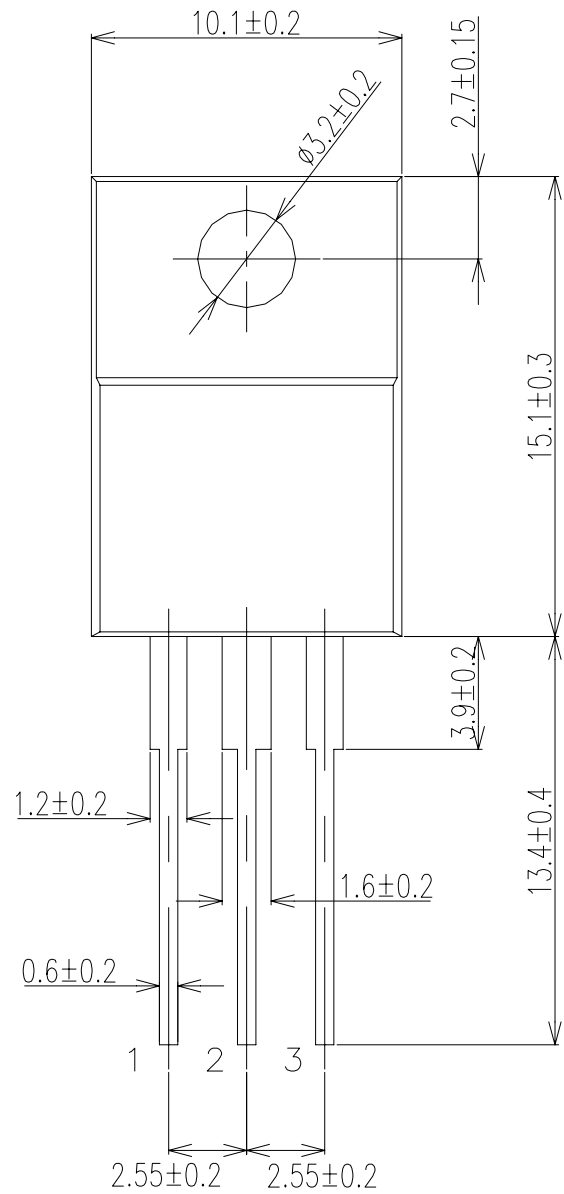
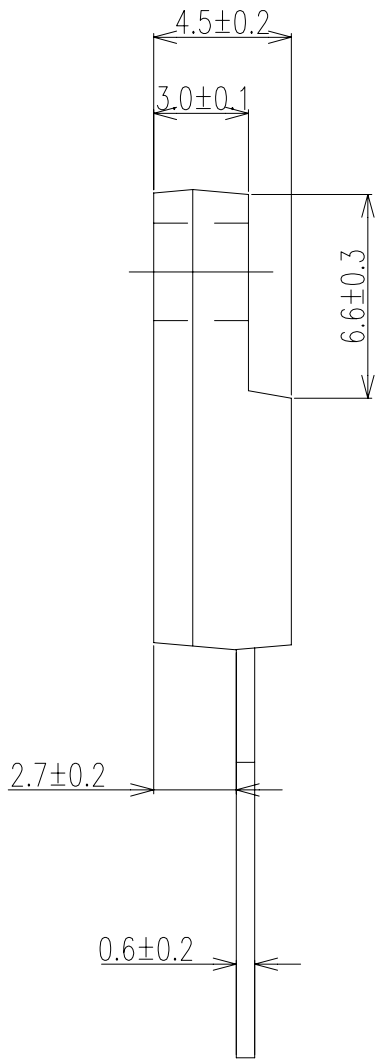
Approx Net Weight: 1.75g

Rating	Symbol	FSH05A04B		Unit
Repetitive Peak Reverse Voltage	$V_{RRM}$	40		V
Repetitive Peak Surge Reverse Voltage	$V_{RRSM}$	45(pulse width $\leq 1\mu s$ duty $\leq 1/50$ )		V
Average Rectified Output Current	$I_O$	5	$T_c=131^\circ C$ 50 Hz half Sine Wave Resistive Load	A
RMS Forward Current	$I_{F(RMS)}$	7.85		A
Surge Forward Current	$I_{FSM}$	120	50Hz Half Sine Wave ,1cycle Non-repetitive	A
Operating JunctionTemperature Range	$T_{jw}$	-40 to +150		°C
Storage Temperature Range	$T_{stg}$	-40 to +150		°C
Mounting torque	$F_{tor}$	recommended torque = 0.5		N•m

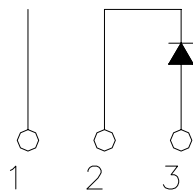
## Electrical • Thermal Characteristics

Characteristics	Symbol	Conditions	Min.	Typ.	Max.	Unit
Peak Reverse Current	$I_{RM}$	$T_j= 25^\circ C, V_{RM}= V_{RRM}$	-	-	1	mA
Peak Forward Voltage	$V_{FM}$	$T_j= 25^\circ C, I_{FM}= 5 A$	-	-	0.61	V
Thermal Resistance	$R_{th(j-c)}$	Junction to Case	-	-	5	°C /W
	$R_{th(c-f)}$	Cace to Fin	-	-	1.5	°C /W

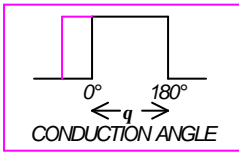
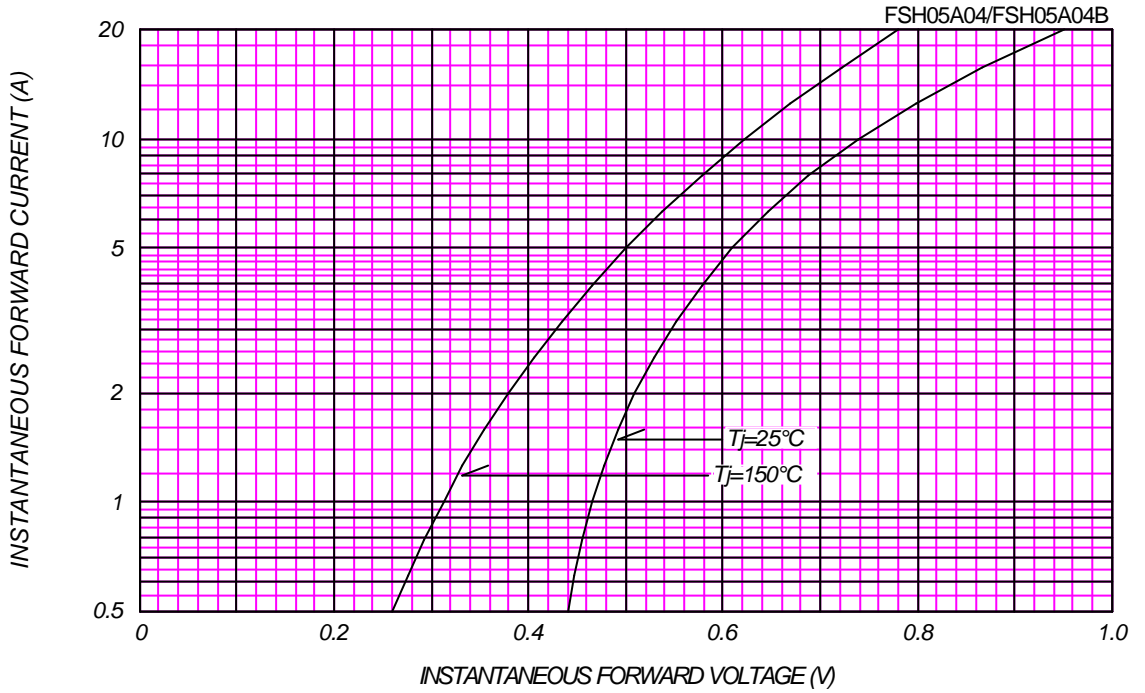
FSH\_A\_B OUTLINE DRAWING (Dimensions in mm)



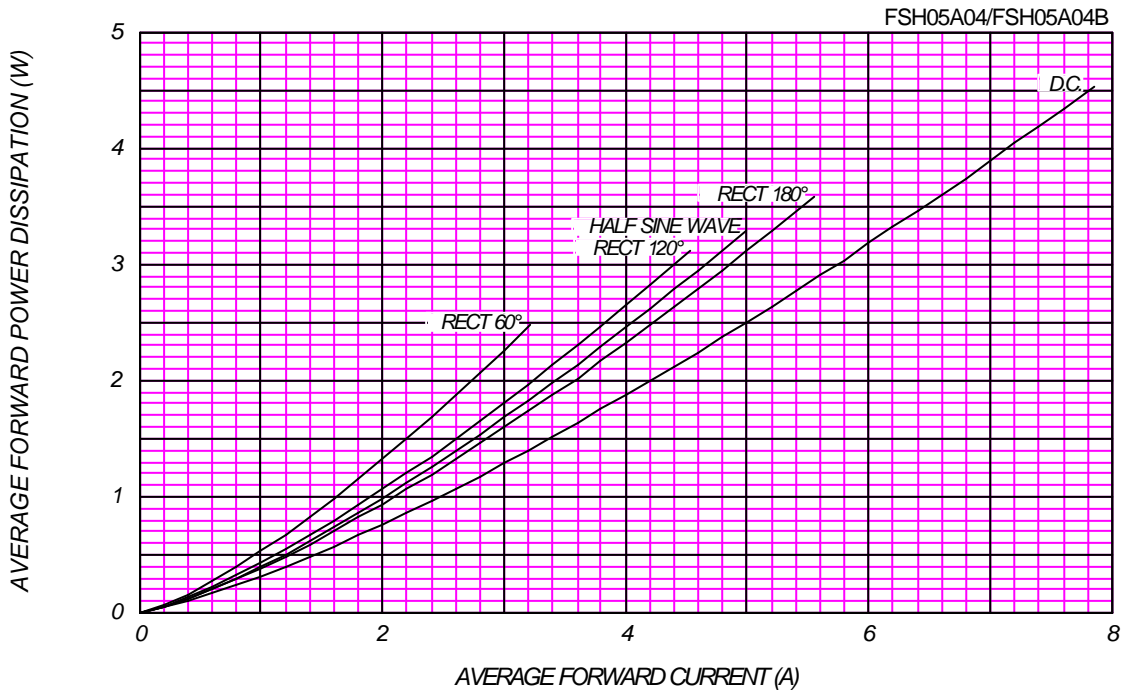
Single Chip



FORWARD CURRENT VS. VOLTAGE



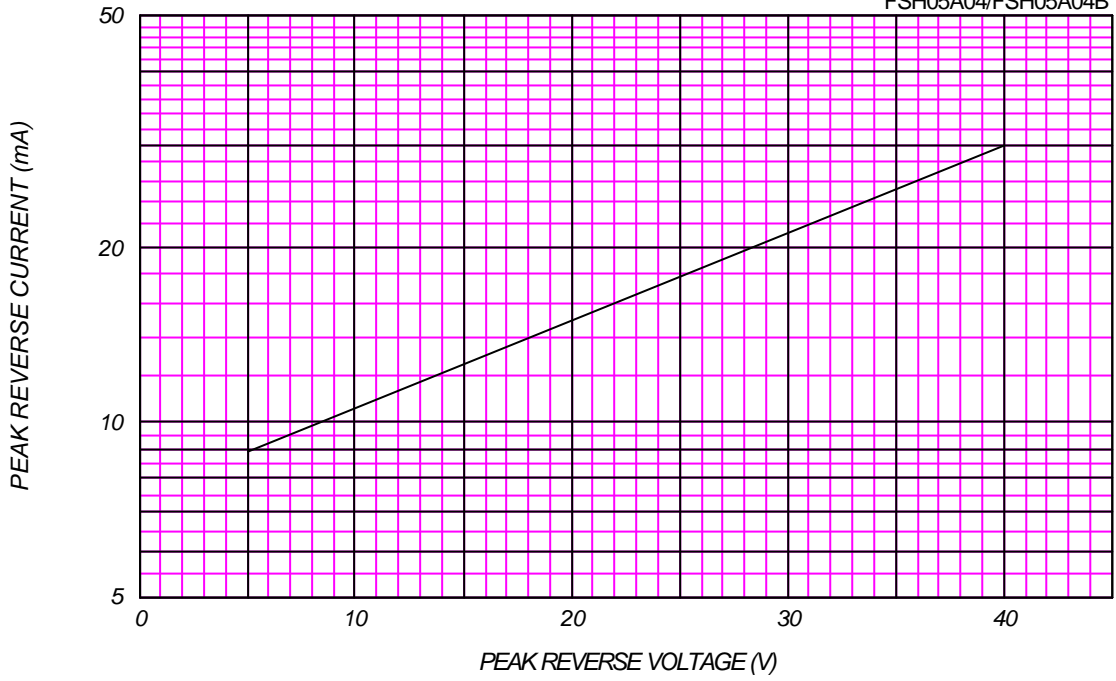
AVERAGE FORWARD POWER DISSIPATION



PEAK REVERSE CURRENT VS. PEAK REVERSE VOLTAGE

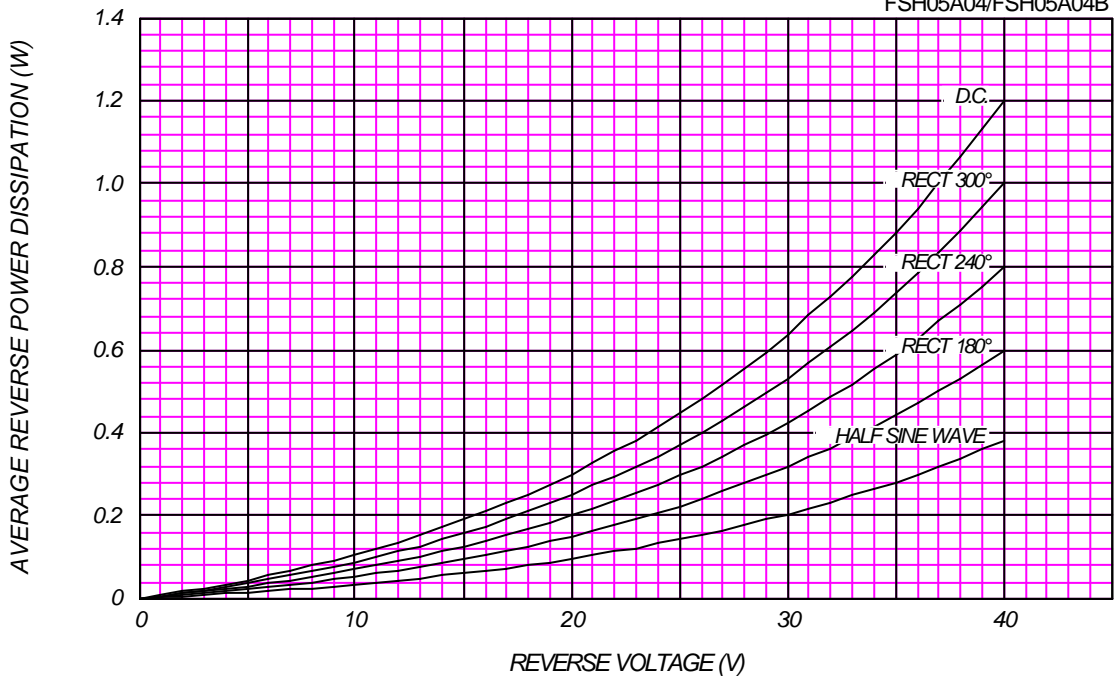
T<sub>j</sub> = 150 °C

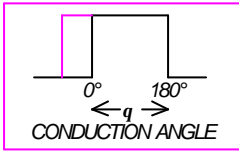
FSH05A04/FSH05A04B



AVERAGE REVERSE POWER DISSIPATION

FSH05A04/FSH05A04B

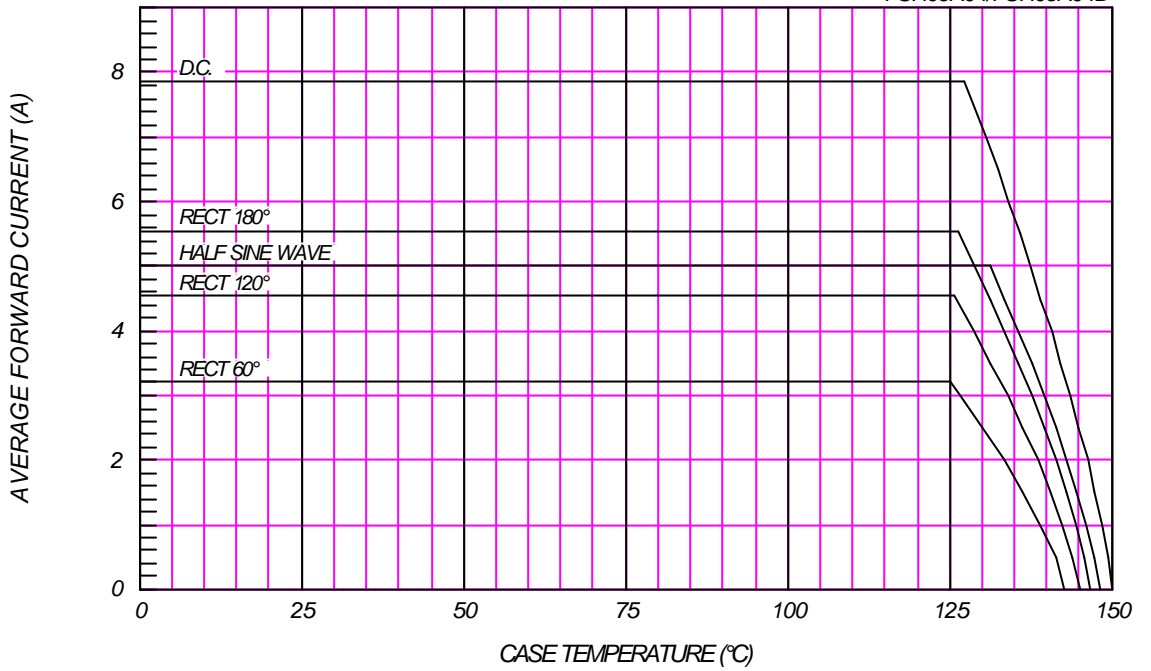




### AVERAGE FORWARD CURRENT VS. CASE TEMPERATURE

$V_{RM}=40V$

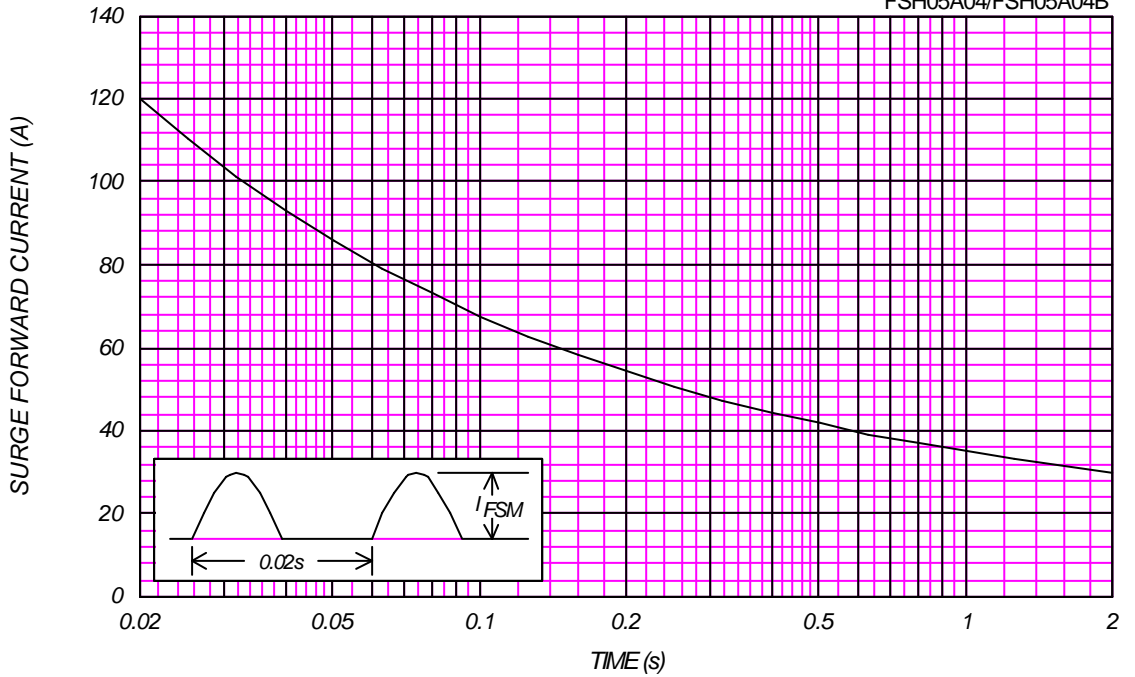
FSH05A04/FSH05A04B



### SURGE CURRENT RATINGS

$f=50Hz$ , Sine Wave, Non-Repetitive, No Load

FSH05A04/FSH05A04B



### JUNCTION CAPACITANCE VS. REVERSE VOLTAGE

$T_j=25^\circ\text{C}$ ,  $V_m=20\text{mV}_{\text{RMS}}$ ,  $f=100\text{kHz}$ , Typical Value

FSH05A04/FSH05A04B

