查询G2SB60供应商 捷多邦，专业PCB打样工厂，24小时加急出货

VISHAY

# G2SB20 thru G2SB80

*New Product*

Vishay Semiconductors
formerly General Semiconductor

## Glass Passivated Single-Phase Bridge Rectifier

**Reverse Voltage** 200 to 800V
**Forward Current** 1.5A

**Case Type GBL**

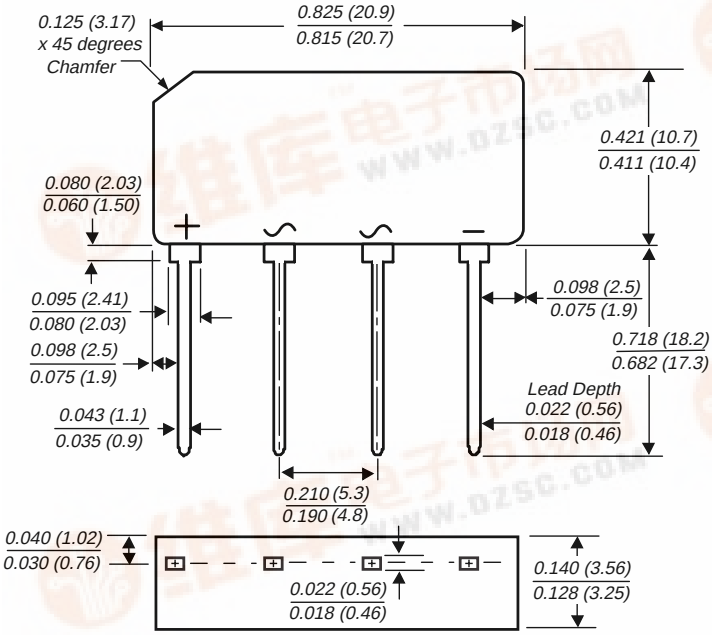


*Polarity shown on front side of case, positive lead beveled corner.*

*Dimensions in inches and (millimeters)*

## Features

- Plastic package has Underwriters Laboratory Flammability Classification 94V-0
- This series is UL listed under the Recognized Component Index, file number E54214
- High case dielectric strength
- Ideal for printed circuit boards
- Glass passivated chip junction
- High surge current capability
- High temperature soldering guaranteed: 260°C/10 seconds, 0.375 (9.5mm) lead length, 5lbs. (2.3kg) tension

## Mechanical Data

**Case:** Molded plastic body over passivated junctions
**Terminals:** Plated leads solderable per MIL-STD-750, Method 2026
**Mounting Position:** Any
**Weight:** 0.071 oz., 2.0 g
**Packaging codes/options:**
1/400 EA. per Bulk Tray Stack, 4K/box

## Maximum Ratings & Thermal Characteristics

Ratings at 25°C ambient temperature unless otherwise specified.

| Parameter | Symbol | G2SB20 | G2SB60 | G2SB80 | Unit |
|---|---|---|---|---|---|
| Maximum repetitive peak reverse voltage | $V_{RRM}$ | 200 | 600 | 800 | V |
| Maximum RMS voltage | $V_{RMS}$ | 140 | 420 | 560 | V |
| Maximum DC blocking voltage | $V_{DC}$ | 200 | 600 | 800 | V |
| Maximum average forward rectified output current at $T_A$ = 25°C | $I_{F(AV)}$ | 1.5 | | | A |
| Peak forward surge current single sine-wave superimposed on rated load (JEDEC Method) | $I_{FSM}$ | 80 | | | A |
| Rating for fusing (t<8.3ms) | $I^2t$ | 27 | | | $A^2sec$ |
| Typical thermal resistance per leg | $R_{\theta JA}$<br>$R_{\theta JL}$ | 40<br>12 | | | °C/W |
| Operating junction storage and temperature range | $T_J$, $T_{STG}$ | –55 to +150 | | | °C |

## Electrical Characteristics

Ratings at 25°C ambient temperature unless otherwise specified.

| Parameter | | Symbol | G2SB20 | G2SB60 | G2SB80 | Unit |
|---|---|---|---|---|---|---|
| Maximum instantaneous forward voltage drop per leg at 0.75 A | | $V_F$ | 1.00 | | | V |
| Maximum DC reverse current at rated DC blocking voltage per leg | $T_A$ = 25°C<br>$T_A$ =125°C | $I_R$ | 5.0<br>300 | | | µA |

Note: (1) Unit mounted on P.C.B. with 0.5 x 0.5" (12 x 12mm) copper pads and 0.375" (9.5mm) lead length

找PDF 维库一下 pdf.dzsc.com

## Ratings and Characteristic Curves ($T_A$ = 25°C unless otherwise noted)

**Fig. 1 - Derating Curve Output Rectified Current**

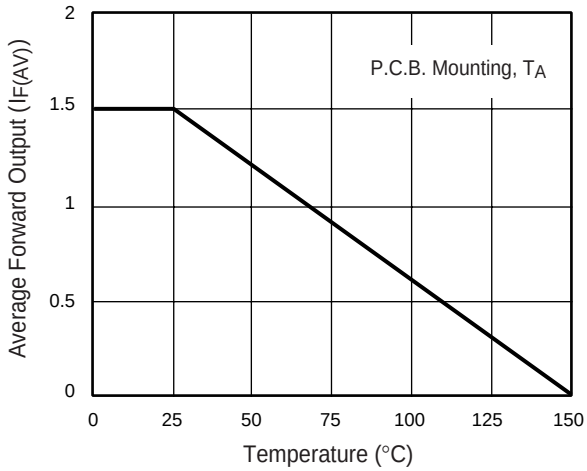


**Fig. 2 - Maximum Non-Repetitive Peak Forward Surge Current Per Leg**

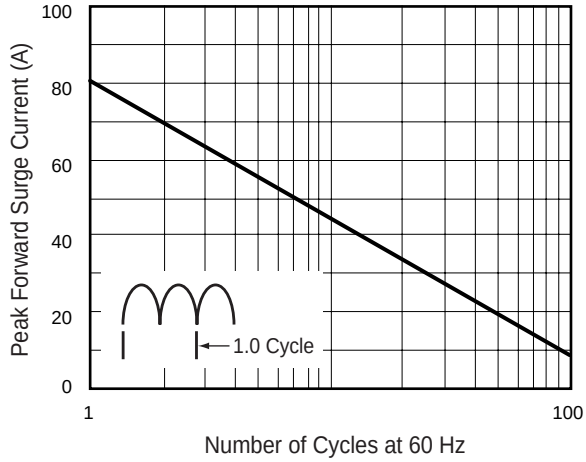


**Fig. 3 - Typical Forward Characteristics Per Leg**

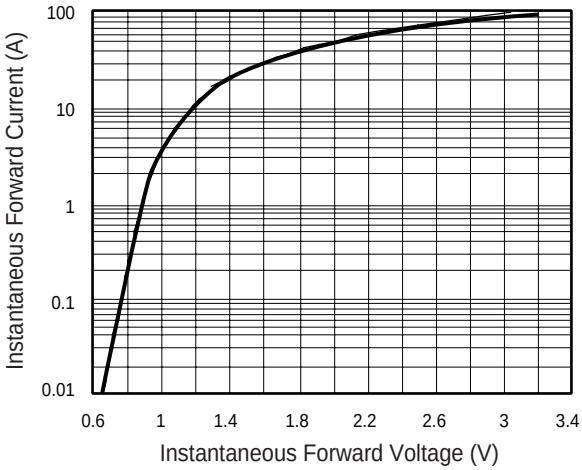


**Fig. 4 - Typical Reverse Characteristics Per Leg**

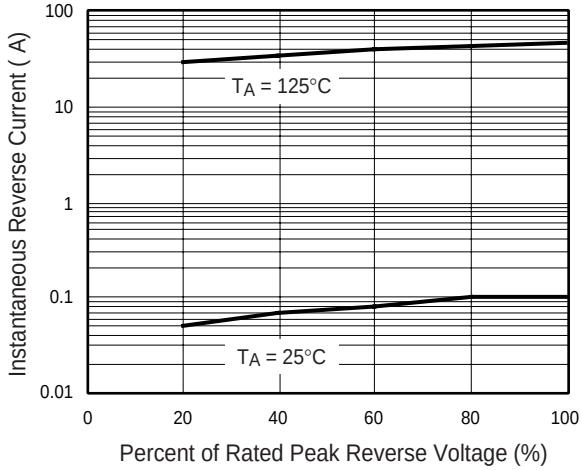


**Fig. 5 - Typical Junction Capacitance Per Leg**

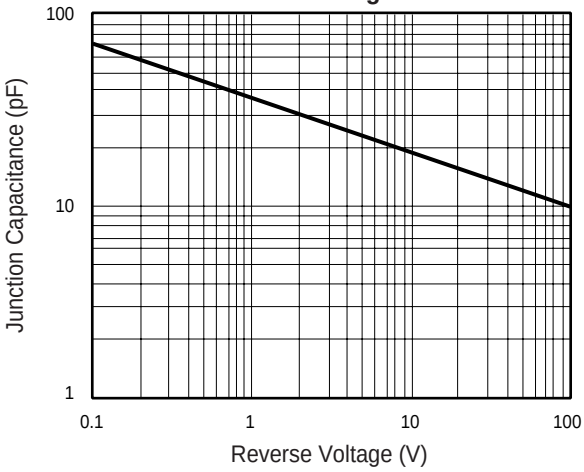

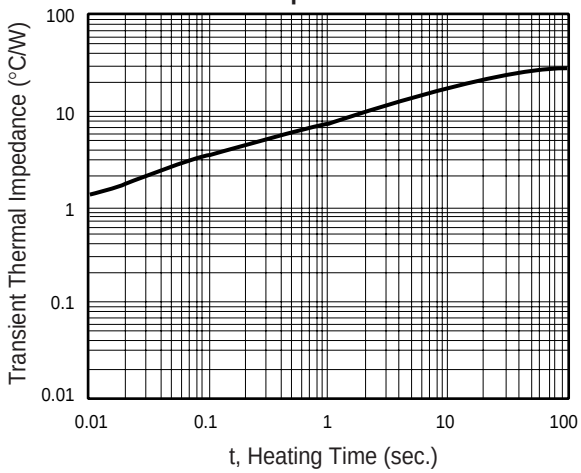
**Fig. 6 - Typical Transient Thermal Impedance**