


GaAsP photodiode Diffusion type

Short-wavelength type photodiode



Features

- Low dark current
- Narrow spectral response range

Applications

- Analytical instruments
- UV detection

■ General ratings / Absolute maximum ratings

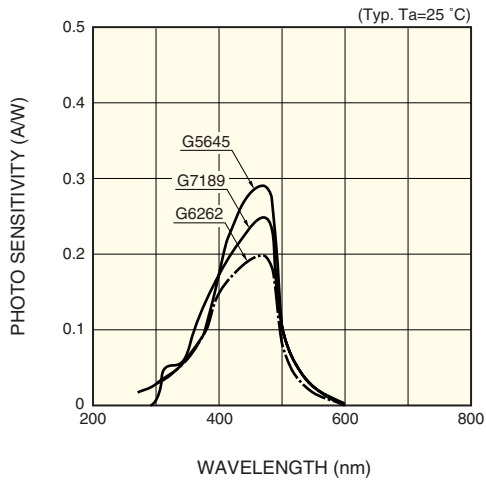
Type No.	Dimensional outline/ Window material *	Package	Active area size (mm)	Effective active area (mm ²)	Absolute maximum ratings		
					Reverse voltage VR Max. (V)	Operating temperature Topr (°C)	Storage temperature Tstg (°C)
G5645	①/K	TO-18	0.8 × 0.8	0.58	5	-30 to +80	-40 to +85
G5842	②	Plastic					
G6262	②	Plastic					
G7189	③/R	Plastic					

■ Electrical and optical characteristics (Typ. Ta=25 °C, unless otherwise noted)

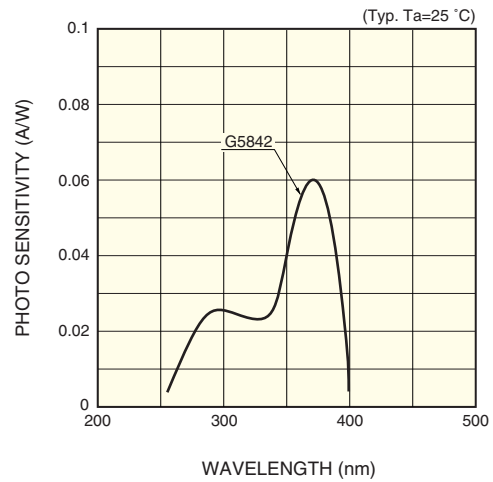
Type No.	Spectral response range λ (nm)	Peak sensitivity wavelength λp (nm)	Photo sensitivity S (A/W)		Short circuit current Isc 1000 lx		Dark current ID VR=5 V Max. (pA)	Temp. coefficient of ID TCID (times/°C)	Rise time tf VR=0 V RL=1 kΩ (μs)	Terminal capacitance Ct VR=0 V f=10 kHz (pF)	Shunt resistance Rsh VR=10 mV		NEP (W/Hz ^{1/2})
			λp	GaP LED 560 nm	Min. (nA)	Typ. (nA)					Min. (GΩ)	Typ. (GΩ)	
G5645	300 to 580	470	0.28	0.05	60	90	50	1.07	3	80	10	80	2.3 × 10 ⁻¹⁵
G5842	260 to 400	370	0.06	-	-	2							7.6 × 10 ⁻¹⁵
G6262	280 to 580	470	0.2	0.05	45	65							2.3 × 10 ⁻¹⁵
G7189	300 to 580	470	0.25	0.02	45	65							2.3 × 10 ⁻¹⁵

* Window material K: borosilicate glass, R: resin coating

Spectral response

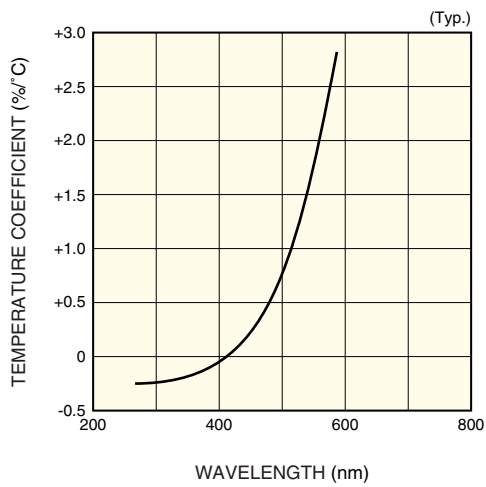


KGPDB0029EA



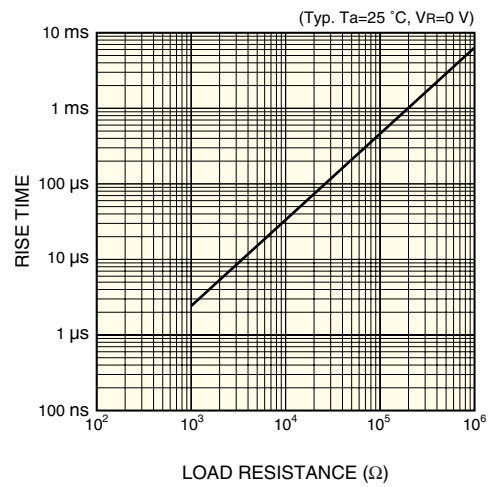
KGPDB0001EC

Photo sensitivity temperature characteristic



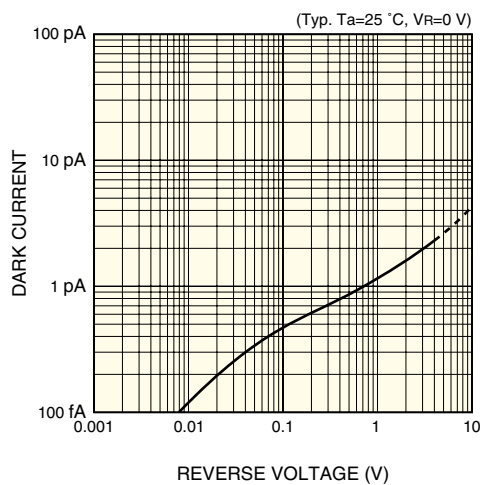
KGPDB0030EA

Rise time vs. load resistance



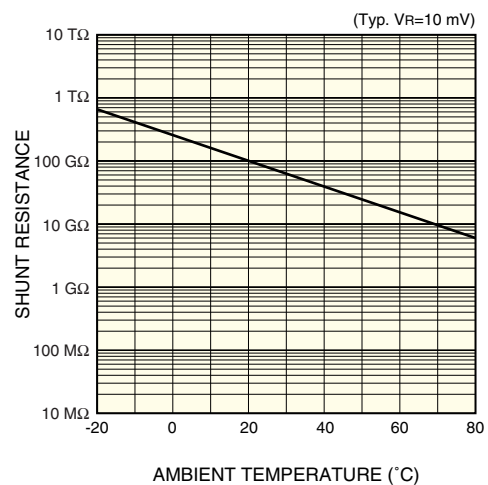
KGPDB0031EA

Dark current vs. reverse voltage



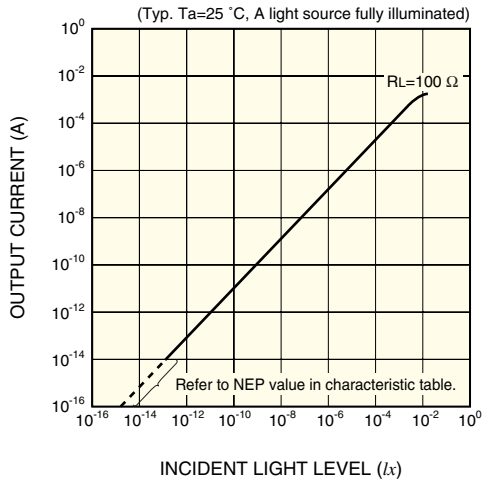
KGPDB0032EA

Shunt resistance vs. ambient temperature



KGPDB0033EA

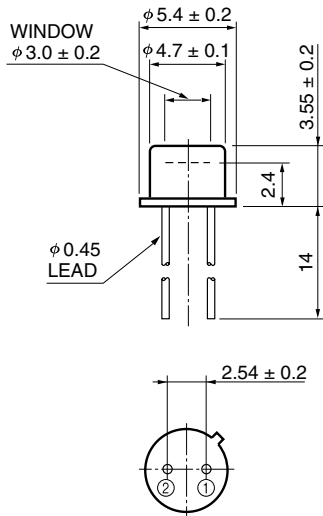
■ Short circuit current linearity




KGPD80008EA

■ Dimensional outlines (unit: mm)

① G5645



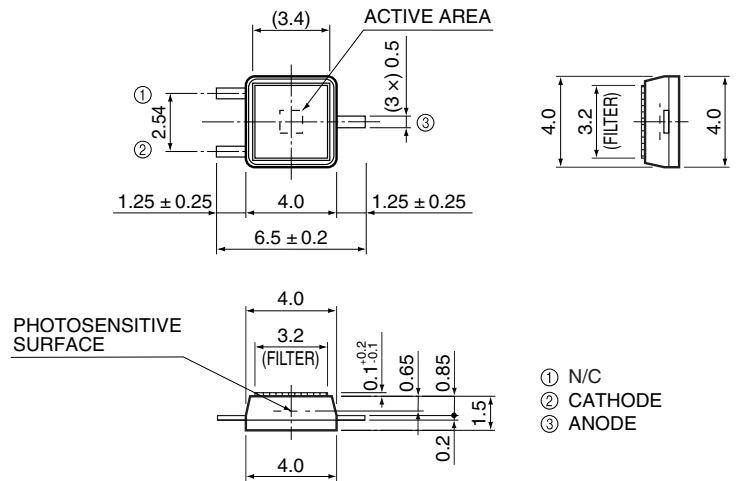
CONNECTED TO CASE



Borosilicate glass window may extend a maximum of 0.1 mm beyond the upper surface of the cap.

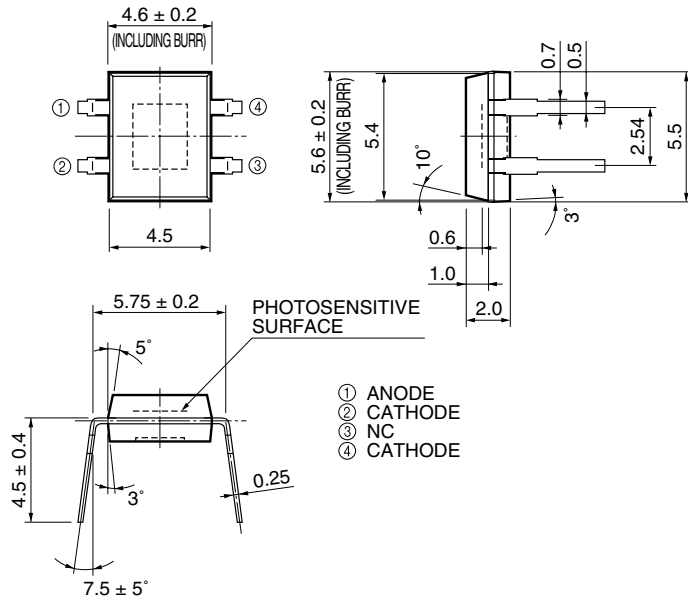
KGPD40012EA

② G5842, G6262



KGPD40004EA

③ G7189



KGPD A0003EA

HAMAMATSU

Information furnished by HAMAMATSU is believed to be reliable. However, no responsibility is assumed for possible inaccuracies or omissions. Specifications are subject to change without notice. No patent rights are granted to any of the circuits described herein. ©2001 Hamamatsu Photonics K.K.

HAMAMATSU PHOTONICS K.K., Solid State Division

1126-1 Ichino-cho, Hamamatsu City, 435-8558 Japan, Telephone: (81) 053-434-3311, Fax: (81) 053-434-5184, <http://www.hamamatsu.com>

U.S.A.: Hamamatsu Corporation: 360 Foothill Road, P.O.Box 6910, Bridgewater, N.J. 08807-0910, U.S.A., Telephone: (1) 908-231-0960, Fax: (1) 908-231-1218

Germany: Hamamatsu Photonics Deutschland GmbH: Arzbergerstr. 10, D-82211 Herrsching am Ammersee, Germany, Telephone: (49) 08152-3750, Fax: (49) 08152-2658

France: Hamamatsu Photonics France S.A.R.L.: 8, Rue du Saule Trapu, Parc du Moulin de Massy, 91882 Massy Cedex, France, Telephone: 33-(1) 69 53 71 00, Fax: 33-(1) 69 53 71 10

United Kingdom: Hamamatsu Photonics UK Limited: 2 Howard Court, 10 Tewin Road, Welwyn Garden City, Hertfordshire AL7 1BW, United Kingdom, Telephone: (44) 1707-294888, Fax: (44) 1707-325777

North Europe: Hamamatsu Photonics Norden AB: Smidesvägen 12, SE-171 41 Solna, Sweden, Telephone: (46) 8-509-031-00, Fax: (46) 8-509-031-01

Italy: Hamamatsu Photonics Italia S.R.L.: Strada della Moia, 1/E, 20020 Arese, (Milano), Italy, Telephone: (39) 02-935-81-733, Fax: (39) 02-935-81-741