

SEMIX 603GB066HDS



Trench IGBT Modules

SEMIX 603GB066HDS

Target Data

Features

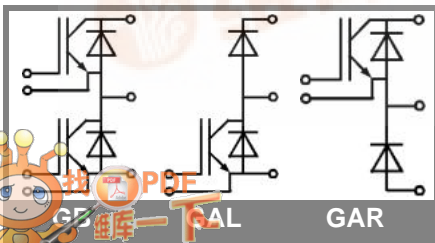
- Homogeneous Si
- Trench = Trenchgate technology
- $V_{CE(sat)}$ with positive temperature coefficient

Typical Applications

- Matrix Converter
- Resonant Inverter
- Current Source Inverter

Remarks

- Case temperature limited to $T_C = 125^\circ\text{C}$ max.
- Product reliability results are valid for $T_j = 150^\circ\text{C}$
- SC data: $t_p \leq 6 \mu\text{s}$; $V_{GE} \leq 15 \text{ V}$; $T_j = 150^\circ\text{C}$; $V_{CC} = 360 \text{ V}$

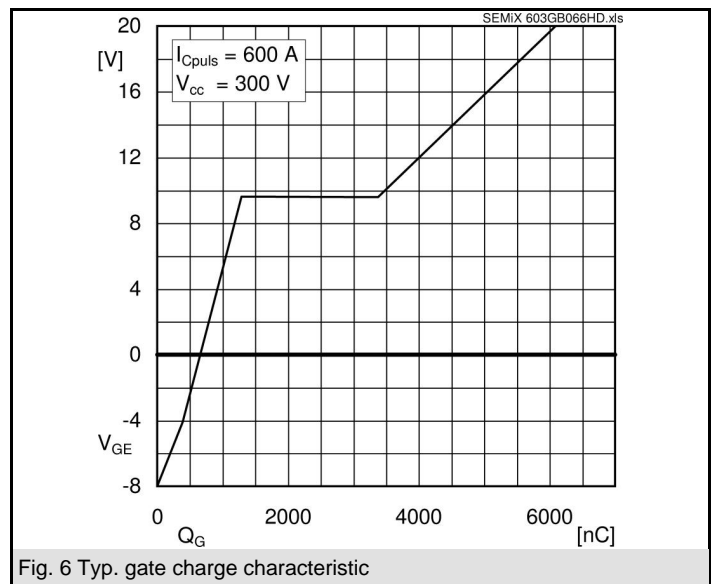
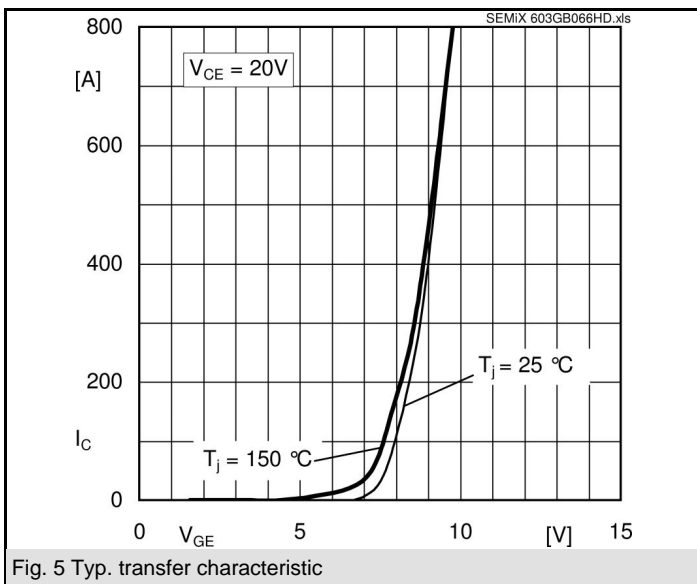
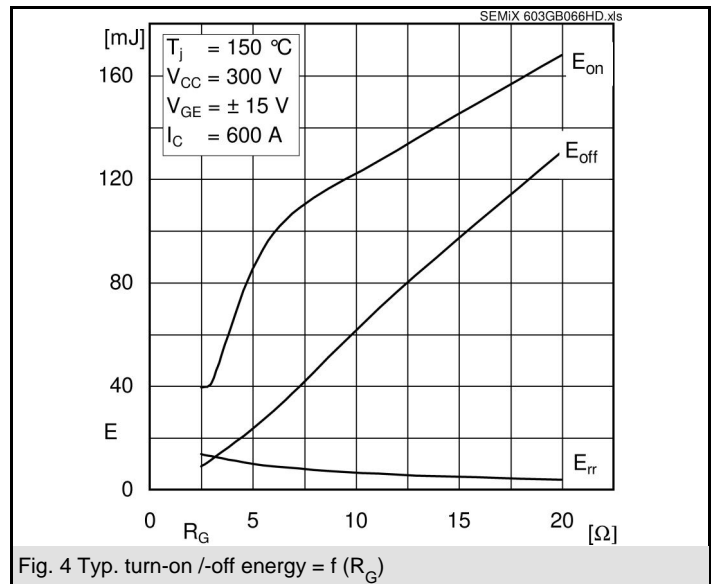
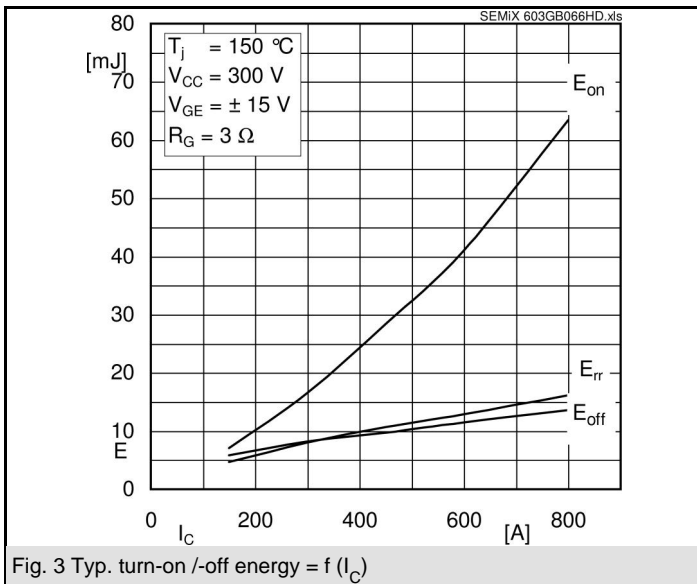
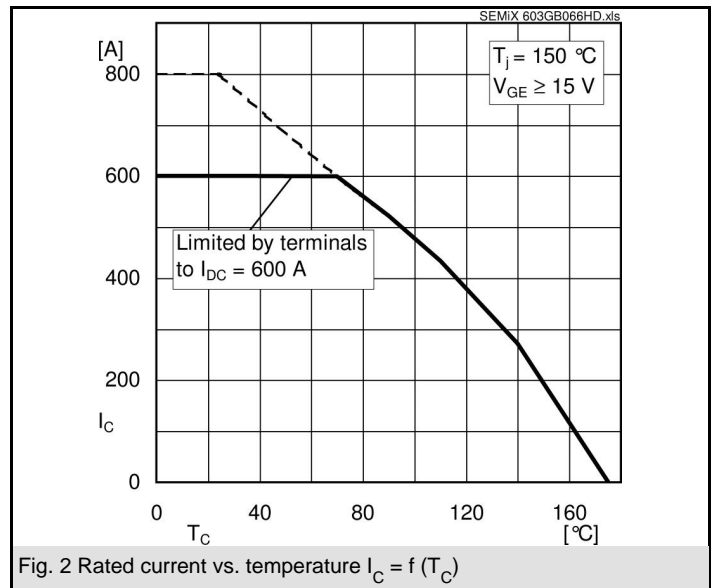
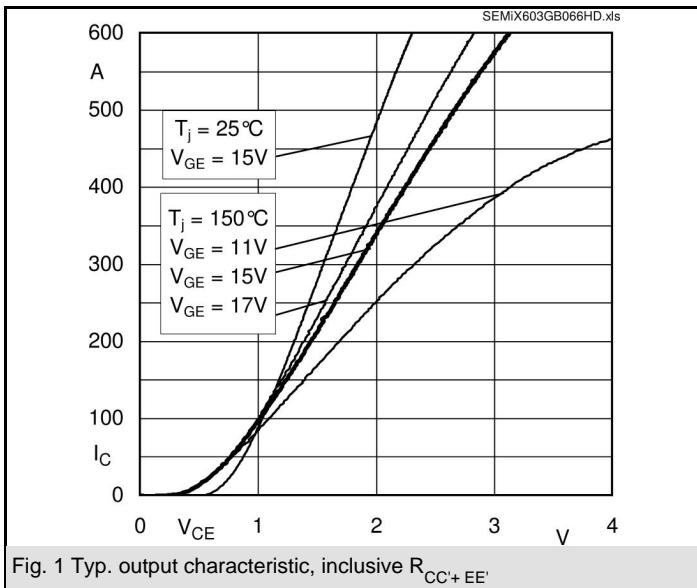


Absolute Maximum Ratings		$T_{case} = 25^\circ\text{C}$, unless otherwise specified	
Symbol	Conditions	Values	Units
IGBT			
V_{CES}		600	V
I_C	$T_c = 25 (80)^\circ\text{C}$, $T_j = 150^\circ\text{C}$	730 (520)	A
I_C	$T_c = 25 (80)^\circ\text{C}$, $T_j = 175^\circ\text{C}$	800 (610)	A
I_{CRM}	$t_p = 1 \text{ ms}$	1200	A
V_{GES}		± 20	V
T_j ; (T_{stg})		- 40 ... + 175 (125)	$^\circ\text{C}$
V_{isol}	AC, 1 min.	4000	V
Inverse diode			
I_F	$T_c = 25 (80)^\circ\text{C}$, $T_j = 150^\circ\text{C}$	530 (350)	A
I_F	$T_c = 25 (80)^\circ\text{C}$, $T_j = 175^\circ\text{C}$	590 (430)	A
I_{FRM}	$t_p = 1 \text{ ms}$	1200	A
I_{FSM}	$t_p = 10 \text{ ms}$; sin.; $T_j = 25^\circ\text{C}$	2700	A
Freewheeling diode			
I_F	$T_c = 25 (80)^\circ\text{C}$, $T_j = 150^\circ\text{C}$	640 (430)	A
I_F	$T_c = 25 (80)^\circ\text{C}$, $T_j = 150^\circ\text{C}$	710 (520)	A
I_{FSM}	$t_p = 10 \text{ ms}$; ; $T_j = 175^\circ\text{C}$		A

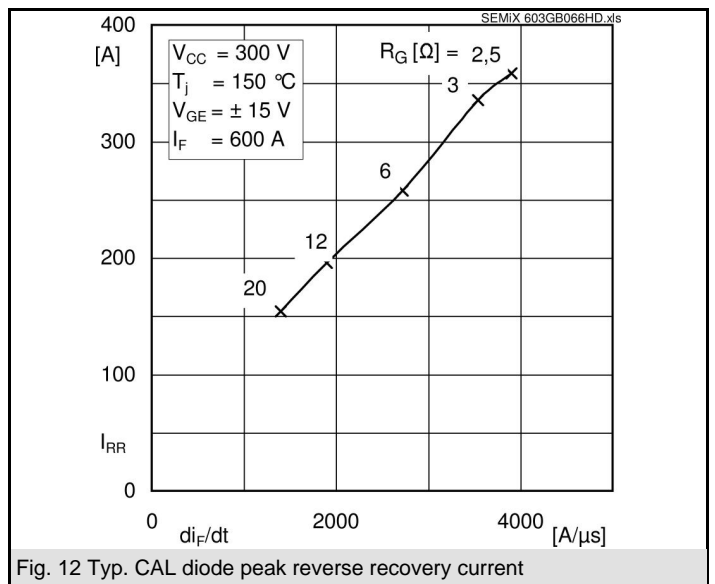
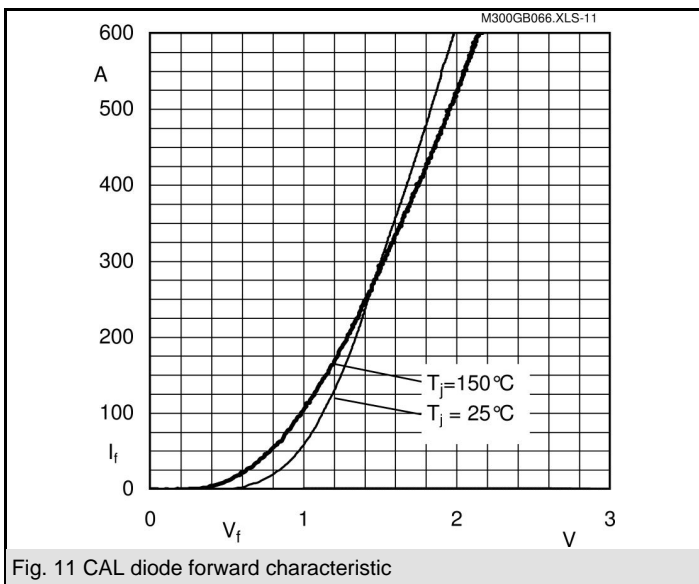
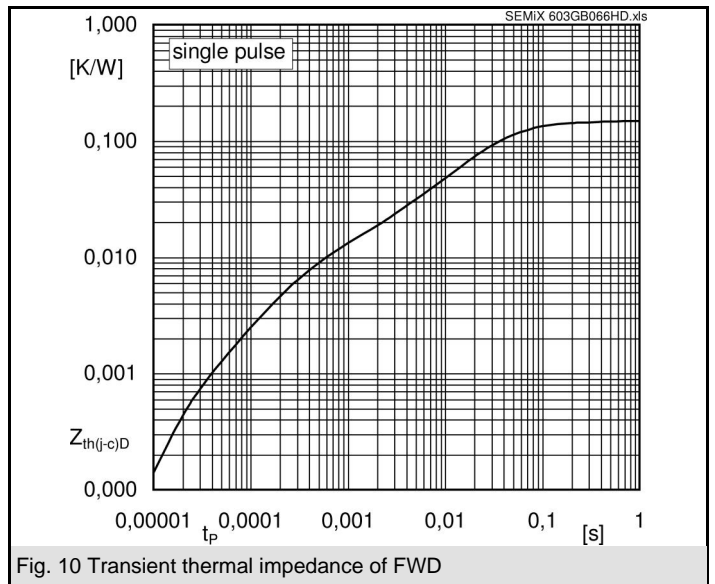
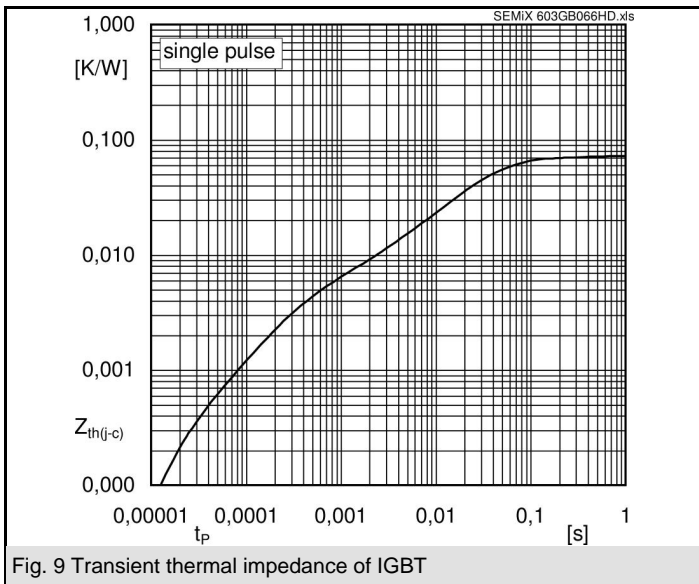
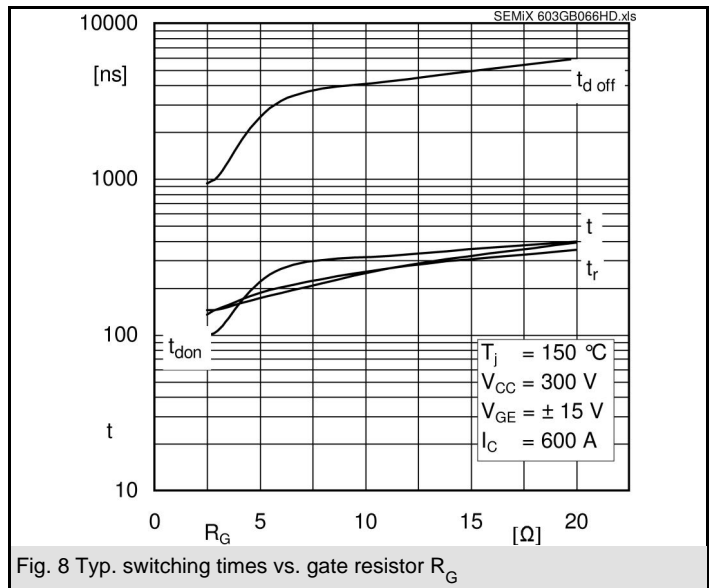
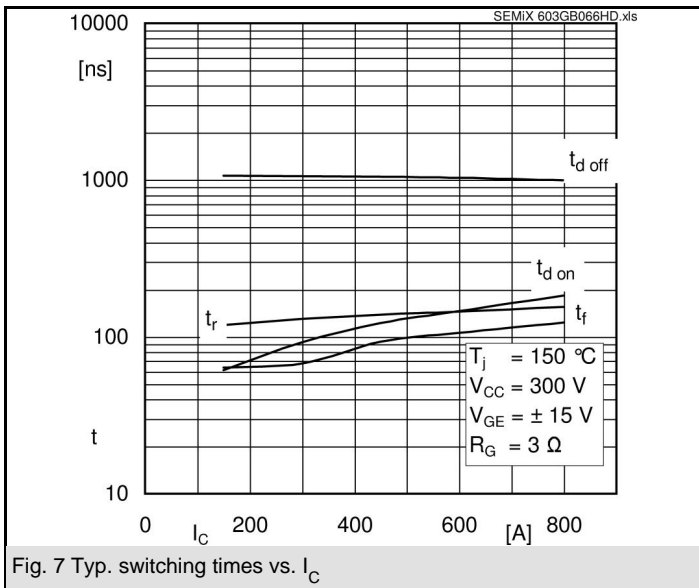
Characteristics		$T_{case} = 25^\circ\text{C}$, unless otherwise specified			
Symbol	Conditions	min.	typ.	max.	Units
IGBT					
$V_{GE(th)}$	$V_{GE} = V_{CE}$, $I_C = 10 \text{ mA}$		5,8		V
I_{CES}	$V_{GE} = 0$, $V_{CE} = V_{CES}$, $T_j = 25 ()^\circ\text{C}$			0,1	mA
$V_{CE(TO)}$	$T_j = 25 (150)^\circ\text{C}$	0,9 (0,85)		1 (0,9)	V
r_{CE}	$V_{GE} = 15 \text{ V}$, $T_j = 25 (150)^\circ\text{C}$	0,9 (1,4)		1,5 (2)	m Ω
$V_{CE(sat)}$	$I_{Cnom} = 600 \text{ A}$, $V_{GE} = 15 \text{ V}$, $T_j = 25 (150)^\circ\text{C}$, chip level	1,45 (1,7)		1,9 (2,1)	V
C_{ies}	under following conditions		37		nF
C_{oes}	$V_{GE} = 0$, $V_{CE} = 25 \text{ V}$, $f = 1 \text{ MHz}$		2,3		nF
C_{res}			1,1		nF
L_{CE}			20		nH
R_{CC+EE}	terminal-chip, $T_c = 25 (125)^\circ\text{C}$		0,7 (1)		m Ω
$t_{d(on)}/t_r$	$V_{CC} = 300 \text{ V}$, $I_{Cnom} = 600 \text{ A}$		145 / 145		ns
$t_{d(off)}/t_f$	$V_{GE} = \pm 15 \text{ V}$		1030 / 105		ns
$E_{on} (E_{off})$	$R_{Gon} = R_{Goff} = 3 \Omega$, $T_j = 150^\circ\text{C}$		11 (41)		mJ
Inverse diode, Freewheeling diode					
$V_F = V_{EC}$	$I_{Fnom} = 600 \text{ A}$; $V_{GE} = 0 \text{ V}$; $T_j = 25 (150)^\circ\text{C}$, chip level	1,4 (1,4)		1,6	V
$V_{(TO)}$	$T_j = 25 (150)^\circ\text{C}$	1 (0,85)		1,1	V
r_T	$T_j = 25 (150)^\circ\text{C}$	0,7 (0,9)		0,83	m Ω
I_{RRM}	$I_{Fnom} = 600 \text{ A}$; $T_j = 25 (150)^\circ\text{C}$		352		A
Q_{rr}	$di/dt = 3800 \text{ A}/\mu\text{s}$		63		μC
E_{rr}	$V_{GE} = -15 \text{ V}$		13		mJ
Thermal characteristics					
$R_{th(j-c)}$	per IGBT			0,073	K/W
$R_{th(j-c)D}$	per Inverse Diode			0,15	K/W
$R_{th(j-c)FD}$	per FWD				K/W
$R_{th(c-s)}$	per module		0,04		K/W
Temperature sensor					
R_{25}	$T_c = 25^\circ\text{C}$		5 \pm 5%		k Ω
$B_{25/85}$	$R_2 = R_1 \exp[B(1/T_2 - 1/T_1)]$; $T[K]; B$		3420		K
Mechanical data					
M_s/M_t	to heatsink (M5) / for terminals (M6)	3/2,5		5 / 5	Nm
w			289		g



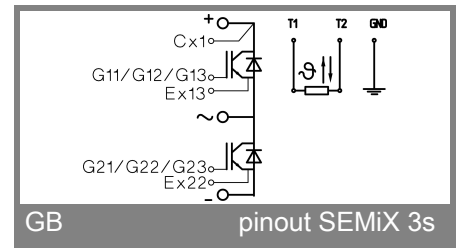
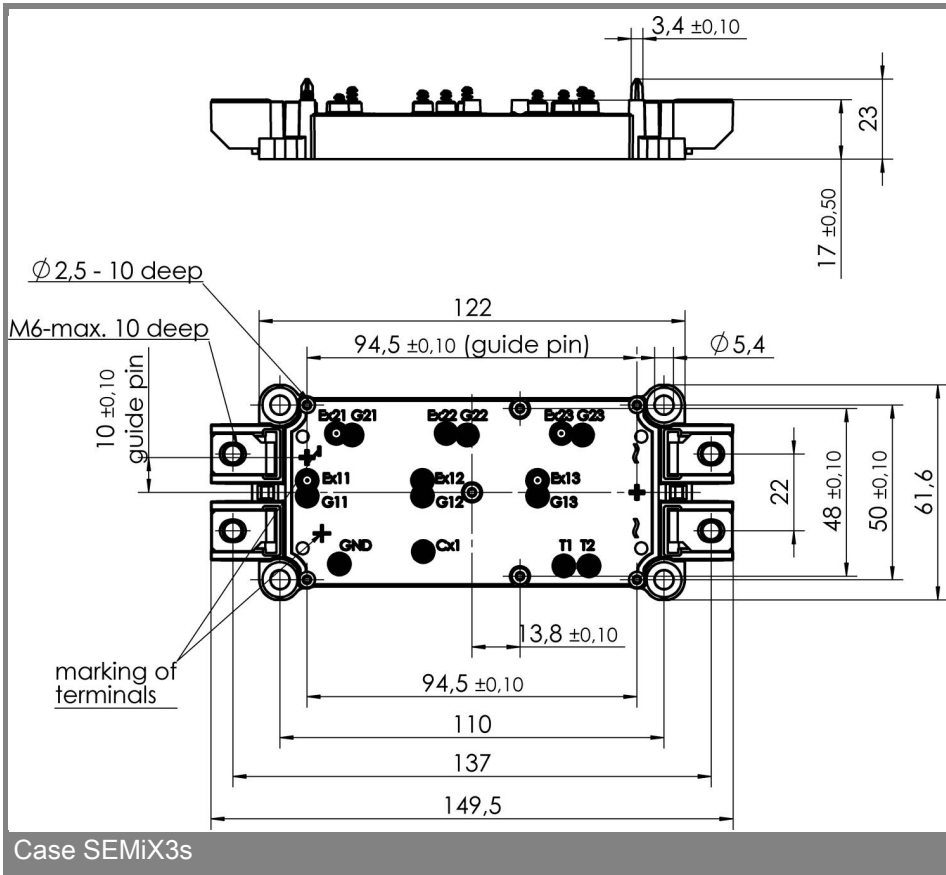
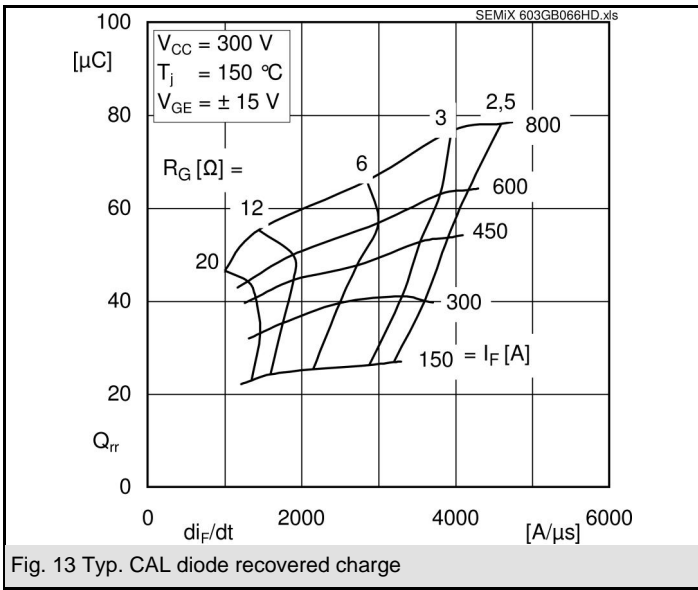
SEMIX 603GB066HDs



SEMiX 603GB066HDs



SEMiX 603GB066HDs



This is an electrostatic discharge sensitive device (ESDS), international standard IEC 60747-1, Chapter IX.

This technical information specifies semiconductor devices but promises no characteristics. No warranty or guarantee expressed or implied is made regarding delivery, performance or suitability.