




Product Bulletin



PANDUIT® Adhesive Lined Grommet Edging

- Use to prevent abrasion against the sharp edges of panel walls and knockouts
- Base is lined with a pressure sensitive adhesive
- Available in natural and weather resistant polyethylene
- Use on both straight and irregular shaped surfaces

Grommet edging protects and prevents wires and cables from chafing against sharp edges. In addition to standard grommet edging, PANDUIT now offers grommet edging with a pressure sensitive adhesive that lines the base of the product. This provides for an easy, clean and secure application.

Apply the product in the normal fashion and then apply thumb pressure to activate the adhesive and the installation is complete.

Features:

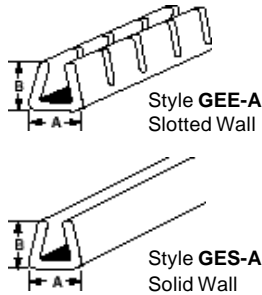
- Adhesive lined
- No liner to remove from adhesive
- Polyethylene material
- Slotted or solid wall construction

Benefits:

- Allows for a clean, durable application with minimal dwell time
- Ensures the product will stay where it is installed
- No need for messy adhesives
- Increases productivity
- Lowers total installed costs
- Economical and durable
- Highly flexible
- For inside curves, outside curves and straight paths

PANDUIT® Adhesive Lined Grommet Edging

Adhesive Lined Polyethylene



Part Number	Material	Color	Panel Thickness In. (mm)	Dimensions In. (mm)		Feet Per Pkg.*	Std. Pkg.
				A	B		
GEE62F-A-C	Continuous Polyethylene With ADHESIVE (Slotted Wall)	Natural	.026" (.7) - .062" (1.6)	.131" (3.3)	.160" (4.1)	100'	1 Roll
GEE62F-A-C0		Black	.026" (.7) - .062" (1.6)	.131" (3.3)	.160" (4.1)	100'	
GEE99F-A-C		Natural	.062" (1.6) - .099" (2.5)	.169" (4.3)	.186" (4.7)	100'	
GEE99F-A-C0		Black	.062" (1.6) - .099" (2.5)	.169" (4.3)	.186" (4.7)	100'	
GEE144F-A-C		Natural	.099" (2.5) - .144" (3.7)	.213" (5.4)	.222" (5.6)	100'	
GEE144F-A-C0		Black	.099" (2.5) - .144" (3.7)	.213" (5.4)	.222" (5.6)	100'	
GES62F-A-C	Continuous Polyethylene With ADHESIVE (Solid Wall)	Natural	.026" (.7) - .062" (1.6)	.131" (3.3)	.160" (4.1)	100'	1 Roll
GES62F-A-C0		Black	.026" (.7) - .062" (1.6)	.131" (3.3)	.160" (4.1)	100'	
GES99F-A-C		Natural	.062" (1.6) - .099" (2.5)	.169" (4.3)	.186" (4.7)	100'	
GES99F-A-C0		Black	.062" (1.6) - .099" (2.5)	.169" (4.3)	.186" (4.7)	100'	
GES144F-A-C		Natural	.099" (2.5) - .144" (3.7)	.213" (5.4)	.222" (5.6)	100'	
GES144F-A-C0		Black	.099" (2.5) - .144" (3.7)	.213" (5.4)	.222" (5.6)	100'	

*Order the number of rolls required.

Use these tables as a guide to determine PANDUIT® Grommet Edging Sizes. The common sheet metal dimensions listed are based on the Manufacturers Standard Gauge for Steel.

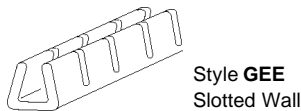
Gauge	Manufacturer Standard Gauge for Steel (In.)
5	0.2092
6	0.1943
7	0.1793
8	0.1644
9	0.1495
10	0.1345
11	0.1196
12	0.1046
13	0.0897

Gauge	Manufacturer Standard Gauge for Steel (In.)
14	0.0747
15	0.0673
16	0.0598
17	0.0538
18	0.0478
19	0.0418
20	0.0359
21	0.0329
22	0.0299

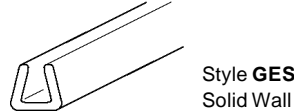
Gauge	Manufacturer Standard Gauge for Steel (In.)
23	0.0269
24	0.0239
25	0.0209
26	0.0179
27	0.0164
28	0.0149
29	0.0135
30	0.0120

Additional PANDUIT® Grommet Edging Types:

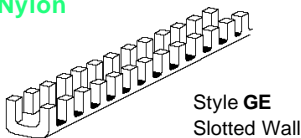
Polyethylene





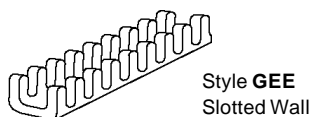
Polyethylene



Nylon



Nylon



For complete information ask for PANDUIT® Cable Ties & Wiring Accessories Catalog, SA101N275C-WC.

Our products are warranted to be free from defects in material and workmanship at the time of sale but our obligation under this warranty is limited to the replacement of any product proved to be defective within 6 months (for product) or 90 days (for tools) from the date of delivery. Tool warranty is void if Panduit tools are modified, altered or misused in any way. Use of Panduit tooling with any product other than the specified Panduit products for which the tool was designed, constitutes misuse. Before using, user shall determine the suitability of the product for his intended use and user assumes all risk and liability whatsoever in connection therewith.

This warranty is made in lieu of and excludes all other warranties, expressed or implied. THE IMPLIED WARRANTIES OF MERCHANTABILITY AND FITNESS FOR A PARTICULAR USE ARE SPECIFICALLY EXCLUDED. Neither seller nor manufacturer shall be liable for any other injury, loss or damage, whether direct or consequential, arising out of the use of, or the inability to use, the product.

The information contained in this literature is based on our experience to date and is believed to be reliable. It is intended as a guide for use by persons having technical skill at their own discretion and risk. We do not guarantee favorable results or assume any liability in connection with its use. Dimensions contained herein are for reference purposes only. For specific dimensional requirements consult the factory. This publication is not to be taken as a license to operate under, or a recommendation to infringe any existing patents. This supersedes and voids all previous literature, etc.



ELECTRICAL GROUP

Panduit Corp.
17301 Ridgeland Avenue
Tinley Park, IL 60477-3091
Phone: 888-506-5400, Ext. 7346
FAX: 770-781-9076
Email: info@panduit.com
Website: www.panduit.com

Panduit Canada
Div. of Panduit Corp.
140 Amber Street
Markham, Ontario L3R 3J8
Phone: 800-387-9689
FAX: 905-475-6998

WORLDWIDE SUBSIDIARIES AND SALES OFFICES

**For Pricing and Further Information –
Contact your local
PANDUIT Distributor or Sales Office**

SA101N464-WA
Printed in U.S.A.