

Dichromatic LED Lamp

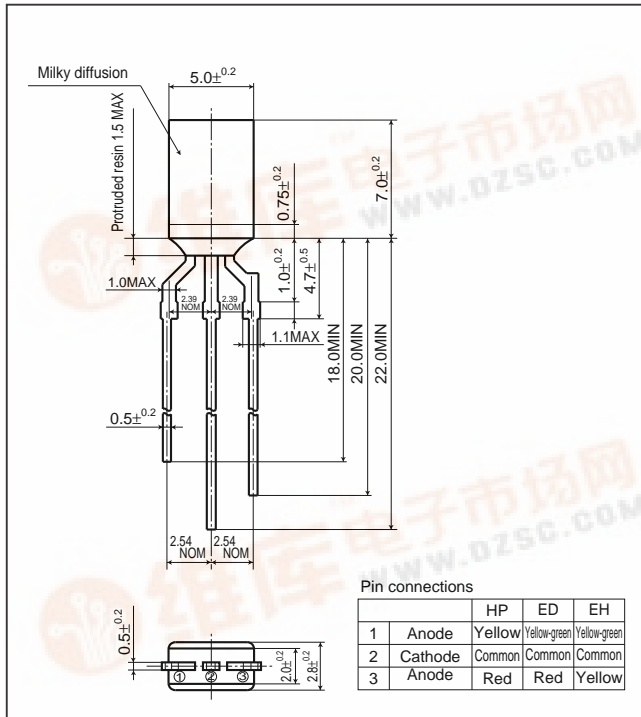
GL9□□2 series

GL9□□2 series

2.0X5.0mm, Rectangle Type, Milky Diffusion, Dichromatic LED Lamps for Indicator

Outline Dimensions

(Unit : mm)



Absolute Maximum Ratings

(Ta=25°C)

Model No.	Radiation color	Radiation material	Power dissipation P*1 (mW)	Forward current IF (mA)	Peak forward current IFM*2 (mA)	Derating factor (mA/°C)		Reverse voltage VR (V)	Operating temperature Topr (°C)	Storage temperature Tstg (°C)	Soldering temperature Tsol*3 (°C)
						DC	Pulse				
GL9ED2	Yellow-green	GaP	84	30	50	0.40	0.67	5	-25 to +85	-25 to +100	260
	Red	GaAsP on GaP	84	30	50	0.40	0.67				
GL9EH2	Yellow-green	GaP	84	30	50	0.40	0.67	5	-25 to +85	-25 to +100	260
	Yellow	GaAsP on GaP	50	20	30	0.27	0.67				
GL9HP2	Yellow	GaAsP on GaP	50	20	50	0.27	0.20	5	-25 to +85	-25 to +100	260
	Red	GaAsP on GaP	38	15	50	0.67	0.67				

*1 The value is specified under the condition that either color is lightened separately. When the both diodes are lightened simultaneously, the power dissipation of each diode should be less than the half of the value specified in this table.

*2 Duty ratio=1/10, Pulse width=0.1ms

*3 5s or less(At the position of 1.6mm or more from the bottom face of resin package)

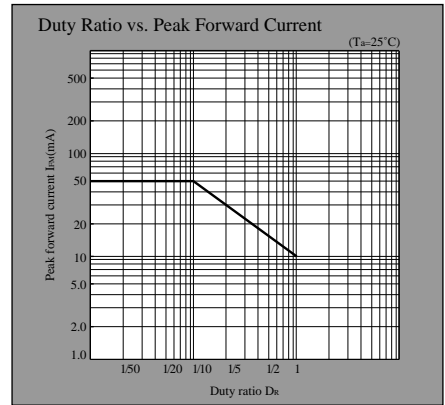
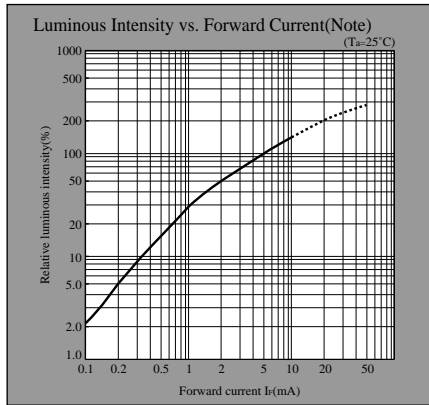
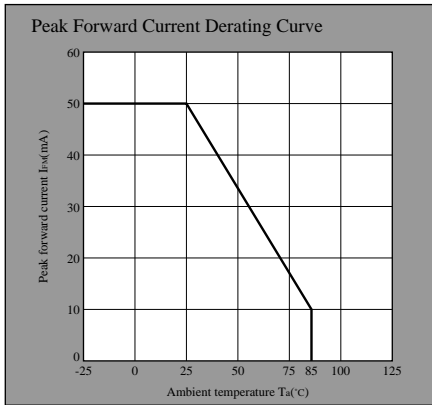
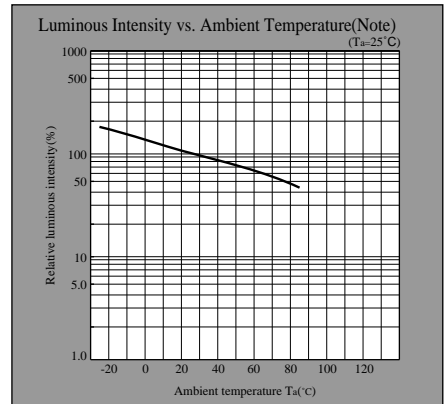
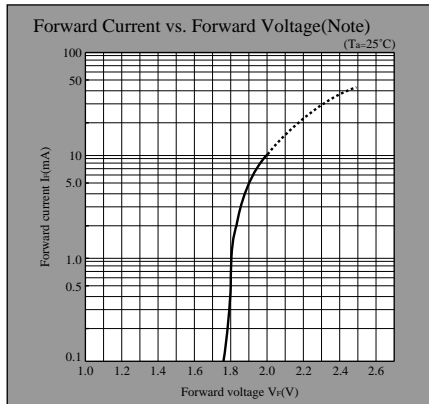
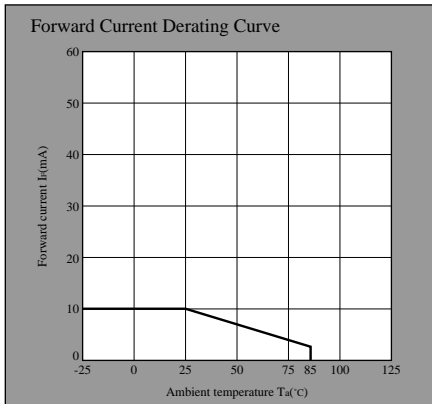
Electro-optical Characteristics

(Ta=25°C)

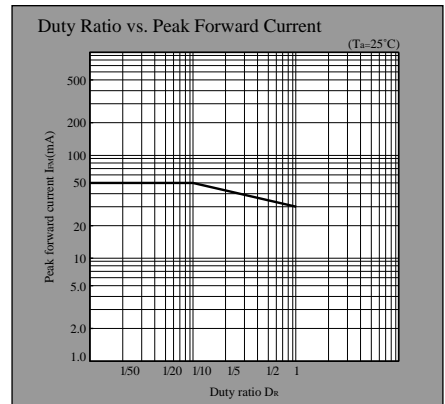
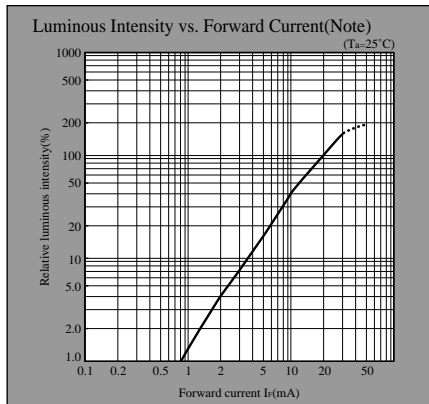
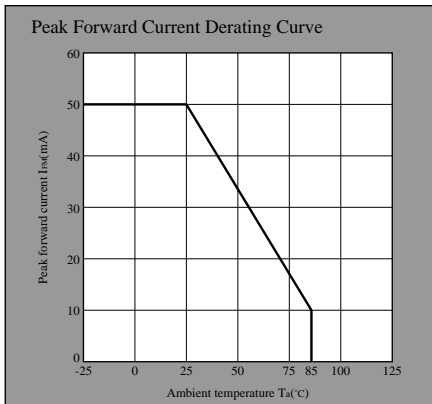
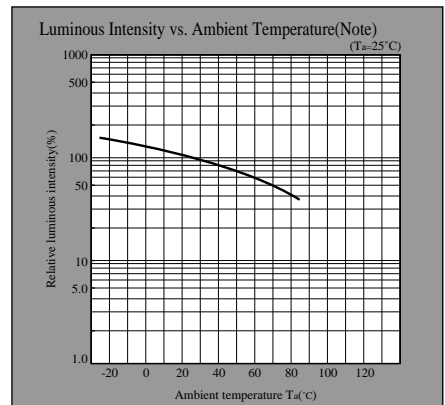
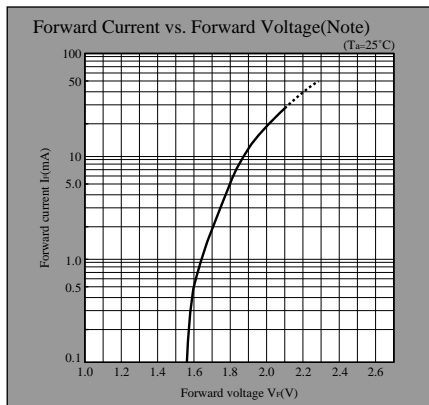
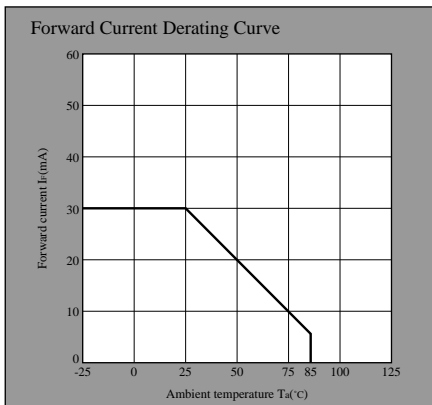
Lens type	Model No.	Radiation color	Forward voltage VF(V)		Peak emission wavelength λp(nm)		Luminous intensity Iv(mcd)		Spectrum radiation bandwidth Δλ(nm)		Reverse current IR(μA)		Terminal capacitance Cc(pF)		Page for characteristics diagrams
			TYP	MAX	TYP	IF (mA)	TYP	IF (mA)	TYP	IF (mA)	MAX	VR (V)	TYP	(MHz)	
Milky diffusion	GL9ED2	Yellow-green	2.1	2.8	565	20	8.0	20	30	20	10	4	35	1	→
		Red	2.0	2.8	635	20	3.0	20	30	20	10	4	20	1	→
	GL9EH2	Yellow-green	2.0	2.8	565	20	6.0	20	30	20	10	4	35	1	→
		Yellow	1.9	2.5	585	10	2.0	10	30	10	10	4	35	1	→
	GL9HP2	Yellow	1.9	2.5	585	10	1.0	10	25	10	10	4	35	1	→
		Red	1.9	2.5	695	10	0.8	10	100	10	10	4	55	1	→

LED Lamp Characteristics Diagrams

PR series



HD series

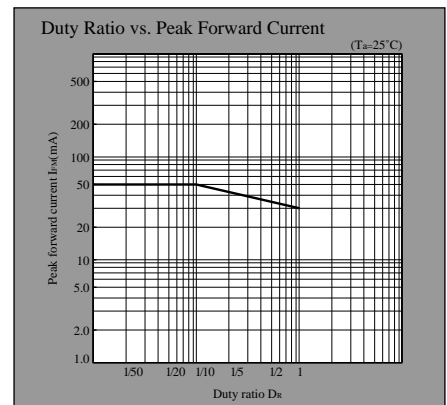
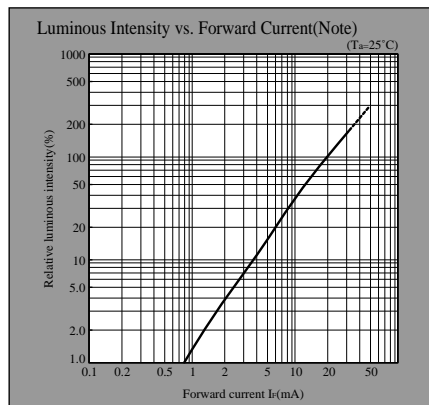
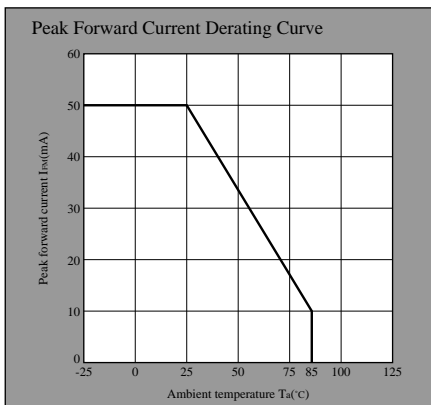
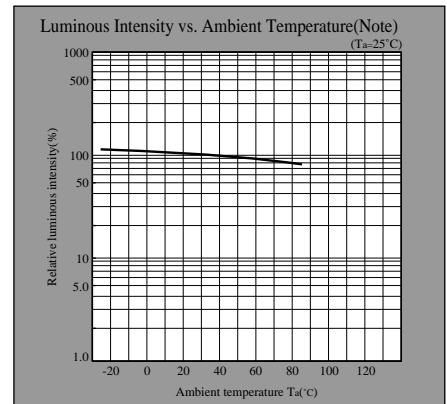
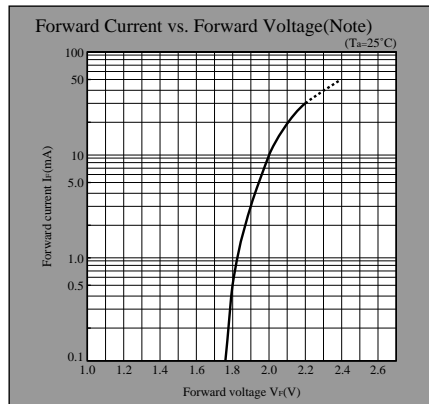
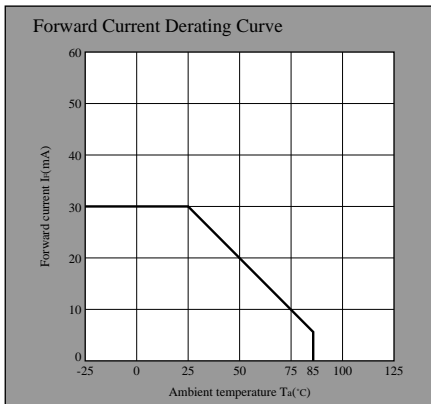


Note) Characteristics shown in diagrams are typical values. (not assurance value)

(Notice) • In the absence of confirmation by device specification sheets, SHARP takes no responsibility for any defects that may occur in equipment using any SHARP devices shown in catalogs, data books, etc. Contact SHARP in order to obtain the latest device specification sheets before using any SHARP device.

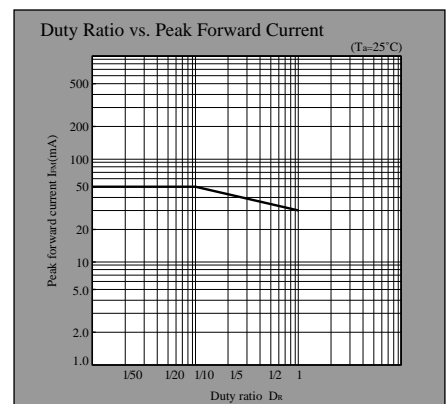
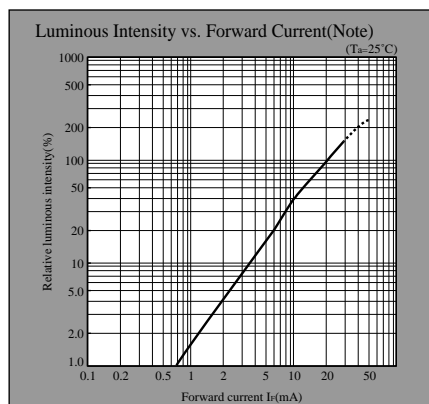
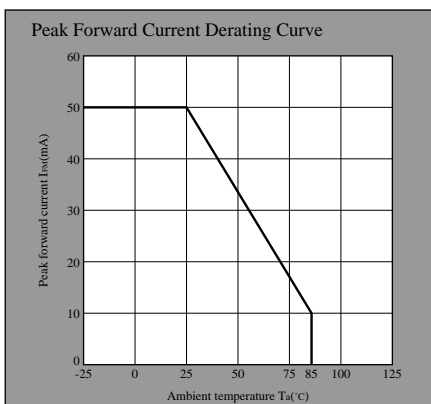
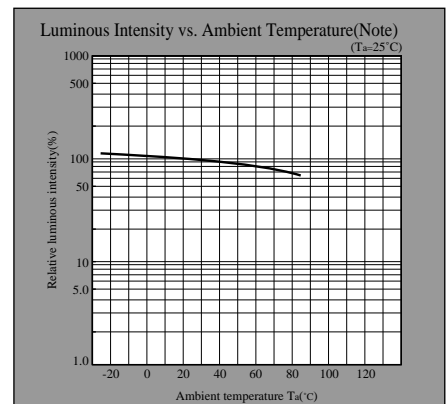
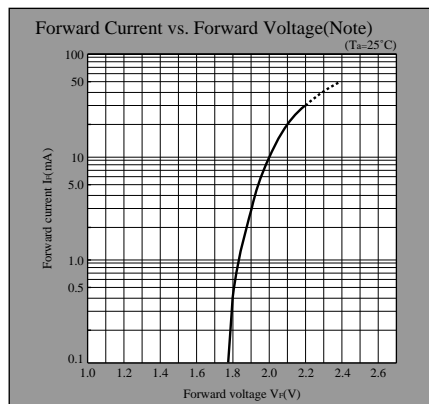
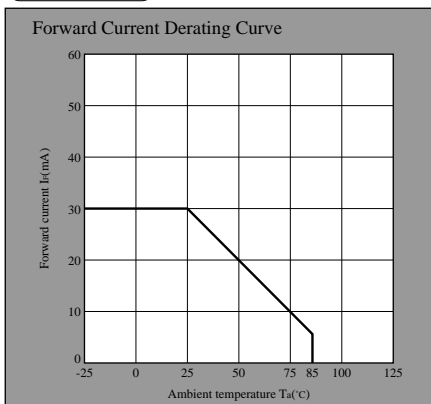
LED Lamp Characteristics Diagrams

EG series



Note) Characteristics shown in diagrams are typical values. (not assurance value)

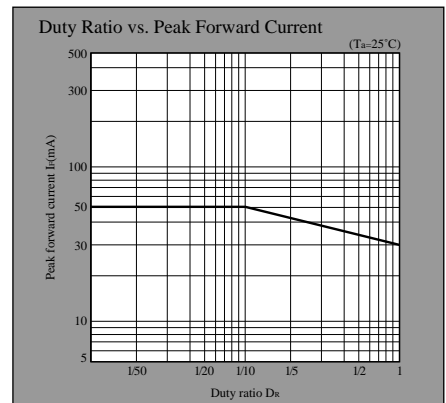
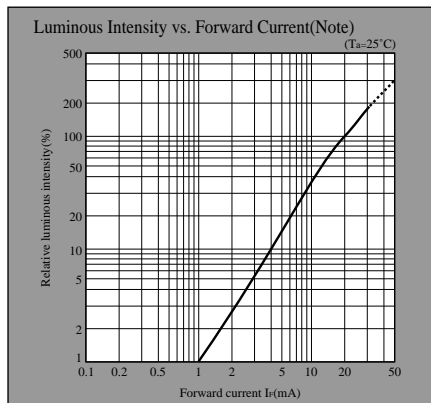
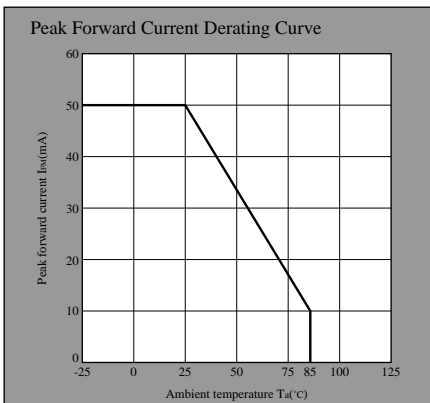
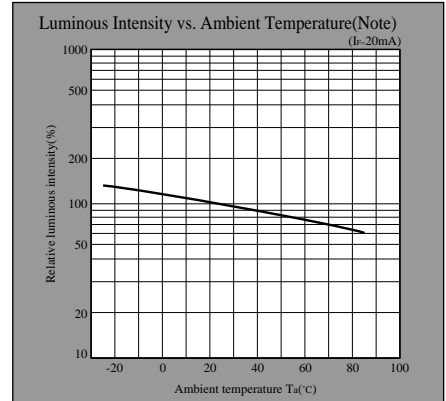
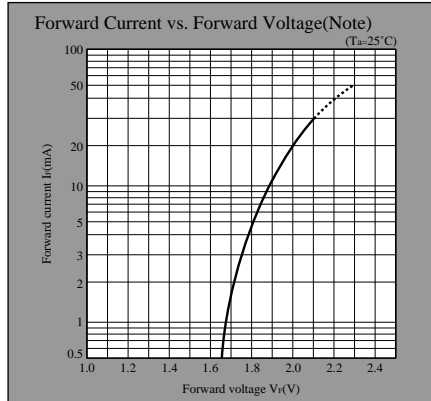
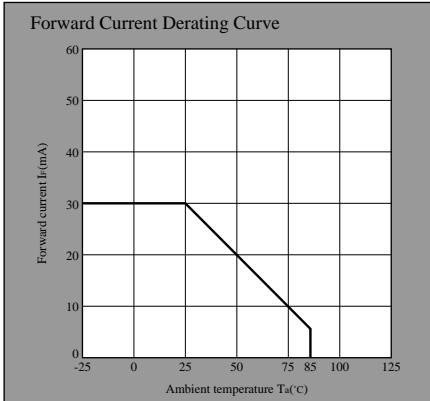
KG series



Note) Characteristics shown in diagrams are typical values. (not assurance value)

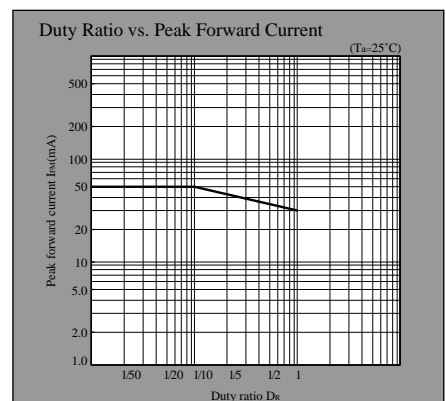
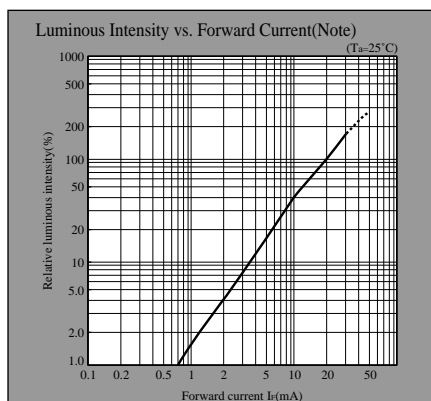
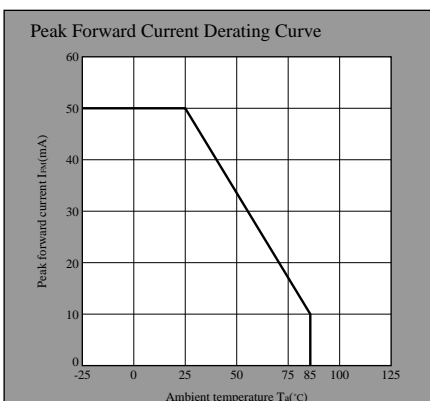
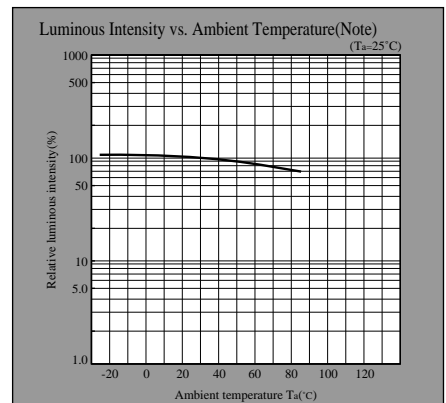
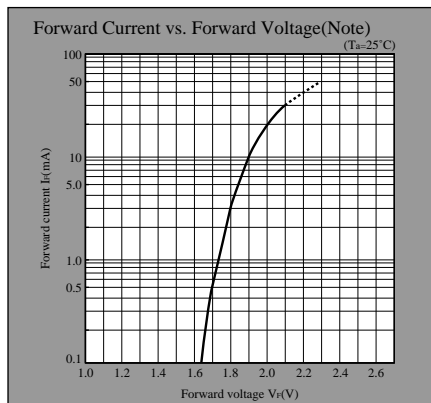
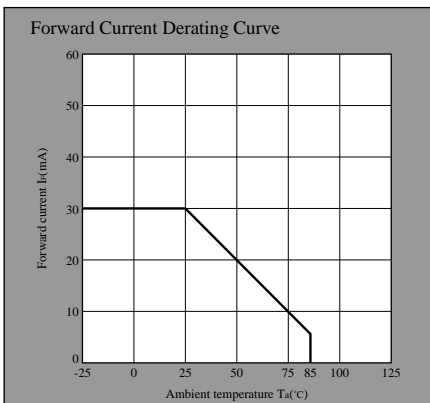
LED Lamp Characteristics Diagrams

HS series



Note) Characteristics shown in diagrams are typical values. (not assurance value)

HY series



Note) Characteristics shown in diagrams are typical values. (not assurance value)

(Notice) In the absence of confirmation by device specification sheets, SHARP takes no responsibility for any defects that may occur in equipment using any SHARP devices shown in catalogs, data books, etc. Contact SHARP in order to obtain the latest device specification sheets before using any SHARP device.