

# Factory Installed Panel Mount **BOURNS®**

## TRIMPOT® POTENTIOMETER PANEL MOUNTING OPTIONS AND HARDWARE

Many Trimpot® Potentiometers are available for panel mount application.

This product option provides for maximum design flexibility.

To order Trimpot® Potentiometers with panel mount hardware attached by the factory, simply add an "M" or "Z" suffix to the Bourns part number per Table I, page 68.

Example:  
3006P-1-100Z

To order military Trimpot® Potentiometers with panel mount hardware attached by the factory, order the military part number and add "with panel mount attached."

Example:  
RT12C2PRC, with panel mount attached.

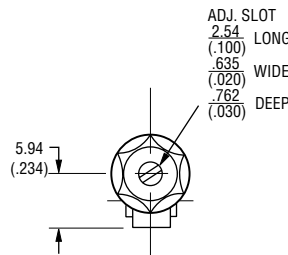
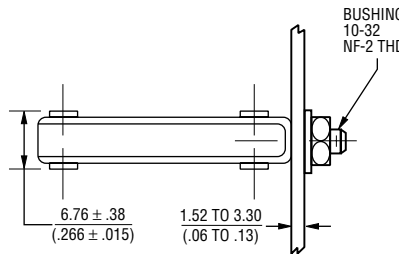
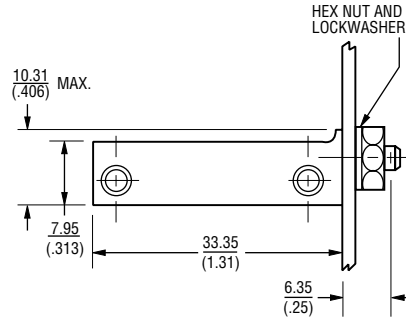
To order panel mounting accessories for customer installation, simply use the part number per Table II, page 68.

Example:  
H83P

NOTE: For complete product specifications, see catalog page for the trimmer model.

**Torque - Apply maximum 8 in. lbs. on mounting nut when mounted on panel.**

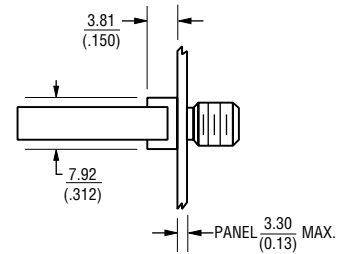
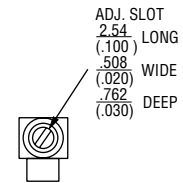
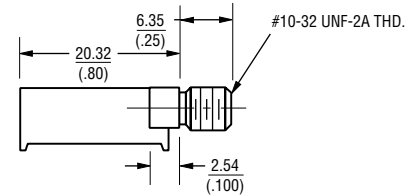
**Models RT12/RJ12, 3057/3059**



**NOTES:**


1. PROVIDED WITH LOCKWASHER AND MOUNTING NUT.
2. RECOMMEND PANEL HOLES. #10 DRILL  $\frac{.194}{(.008)}$

**Models 3005/3006/3009**



**NOTES:**

1. PROVIDED WITH LOCKWASHER AND MOUNTING NUT.
2. RECOMMEND PANEL HOLE SIZE #7 DRILL  $\frac{.200}{(.008)}$

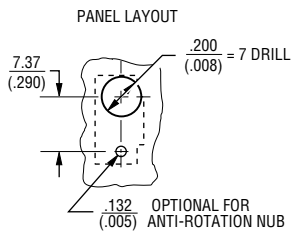
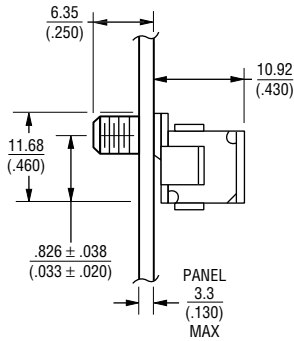
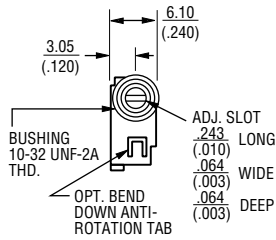


# Factory Installed Panel Mount



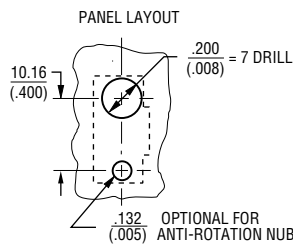
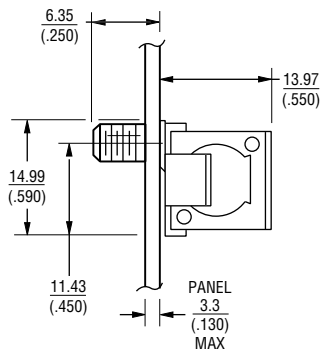
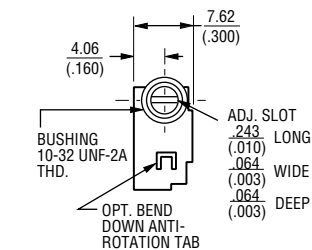
## Models 3292

X, L and W Styles



NOTES:  
1. PROVIDED WITH LOCKWASHER AND MOUNTING NUT.

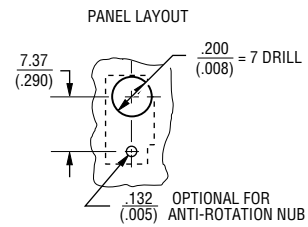
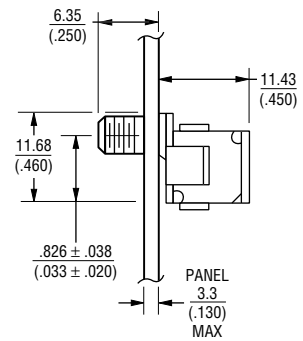
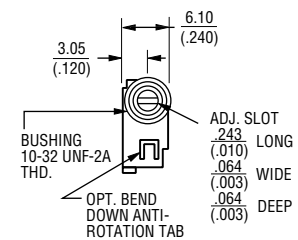
## Models RT22/RTR22/RJ22 3250/3252




NOTES:  
1. PROVIDED WITH LOCKWASHER AND MOUNTING NUT.

## Models RT24/RTR24/3290

H and W Styles - 3290 X & W Styles- RT24/RTR24



NOTES:  
1. PROVIDED WITH LOCKWASHER AND MOUNTING NUT.



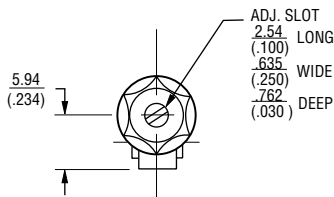
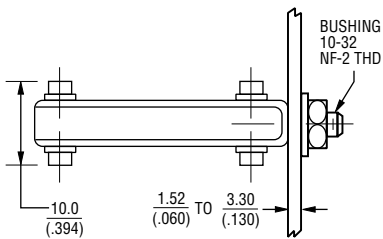
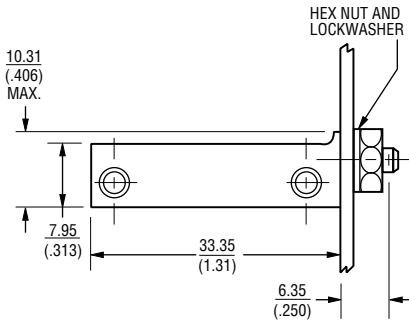
# Customer Installed Panel Mount - Unsealed



SEE TABLE II (PAGE 68) FOR PANEL MOUNT PART NUMBER

### H-58P Panel Mount

1-1/4 Inch Rectangular  
Multiturn Modules



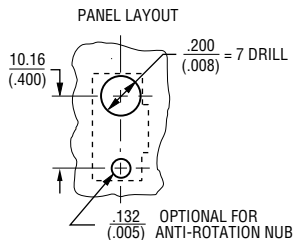
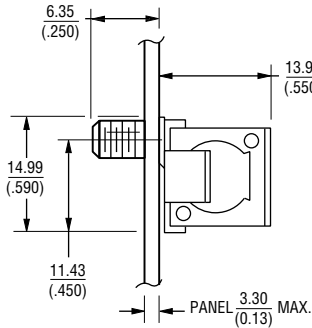
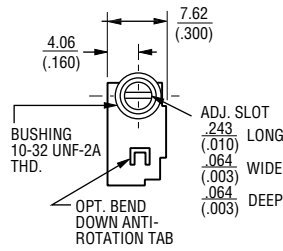
**NOTES:**

1. PROVIDED WITH LOCKWASHER AND MOUNTING NUT.
2. RECOMMEND PANEL HOLES. #10 DRILL  $\frac{.194}{.008}$

\*SPECIFY H82 IF PANEL SEAL IS REQUIRED.

### H-65P Panel Mount

1/2 Inch Square  
Multiturn Models



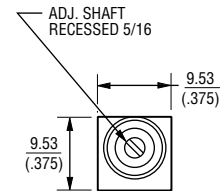
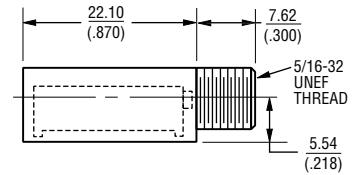
**NOTES:**

1. PROVIDED WITH LOCKWASHER AND MOUNTING NUT.
2. DRAWINGS SHOWN WITH TRIMMER. ORDER PART SEPARATELY

### H-83P Panel Mount

Adapter for Models 3005 AND 3006

The H-83P Adapter is used with Models 3005 (page 62) and 3006 (page 9). Order separately and simply snap fit the trimmer in the plastic case. The H-83P with lock-washer and mounting nut is available in 50-piece lots.



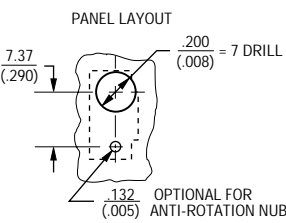
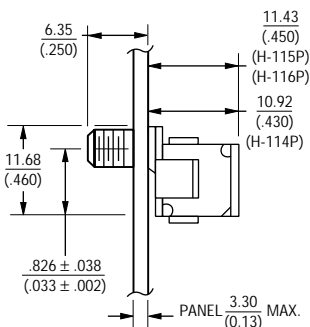
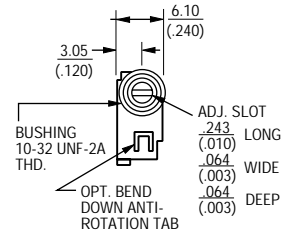
**NOTES:**

1. DRAWINGS SHOWN WITH TRIMMER. ORDER PART SEPARATELY



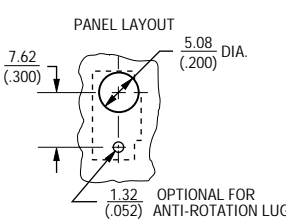
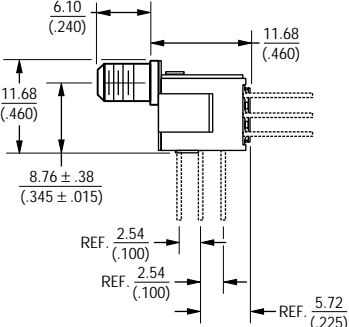
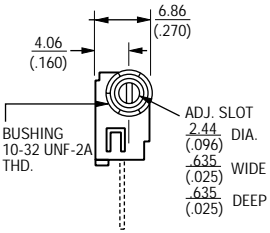
# Customer Installed Panel Mount **BOURNS®**

## 3/8 Inch Square Multiturn Models H-114P/115P/116P Panel Mount



- NOTES:
1. PROVIDED WITH LOCKWASHER AND MOUNTING NUT.
  2. DRAWINGS SHOWN WITH TRIMMER. ORDER PART SEPARATELY

## 3/8 Inch Square Multiturn Models H-117P Panel Mount



- NOTES:
1. PROVIDED WITH LOCKWASHER AND MOUNTING NUT.
  2. DRAWINGS SHOWN WITH TRIMMER. ORDER PART SEPARATELY


TABLE I  
FACTORY INSTALLED  
PANEL MOUNTS

STANDARD P/N	P/N WITH PANEL MOUNT
3005P-1-(RC)	3005P-1-(RC) Z
3006P,Y, or W-1-(RC)	3006P,Y, or W-1-(RC) Z
3009P or Y-1-(RC)	3009P or Y-1-(RC) Z
3057L,J,P, or Y-1-(RC)	3057L,J,P, or Y-1-(RC) M
3059L,J,P, or Y-1-(RC)	3059L,J,P, or Y-1-(RC) M
3250L or W-1-(RC)	3250L or W-1-(RC) M
3252L or W-1-(RC)	3252L or W-1-(RC) M
3290 H or W-1-(RC)	3290H or W-1-(RC) M
3292L,W, or X-1-(RC)	3292L,W, or X-1-(RC) M
3296W or X-1-(RC)	3296W or X-1-(RC) M

TABLE II  
RETRO-FIT PANEL MOUNTS FOR  
INSTALLATION BY CUSTOMER

STANDARD P/N	ORDER PANEL MOUNT P/N
3005P-1-(RC)	H-83P
3006P,Y, or W-1-(RC)	H-83P
3057L,J,P, or Y-1-(RC)	H-58P* SCREW ASSY.
3059L,J,P, or Y-1-(RC)	H-58P* SCREW ASSY.
3250L, W, X-(RC)	H-65P-1*
3252L or W-1-(RC)	H-65P-3*
3252X-1-(RC)	H-65P-5*
3290 H or W-1-(RC)	H-114P*
3292L-1-(RC)	H-115P*
3292W OR X-1-(RC)	H-116P*
RT12P,Y,L	H-58P* SCREW ASSY.
RJ12L,P,Y	H-58P* SCREW ASSY.
RT22L,W, X, RTR22L,W, X	H-65P-1*
RJ22L,W	H-65P-3*
RJ22X	H-65P-5*
RT24W / RTR24W OR X	H-114P*
RJR24W OR X	H-117P*

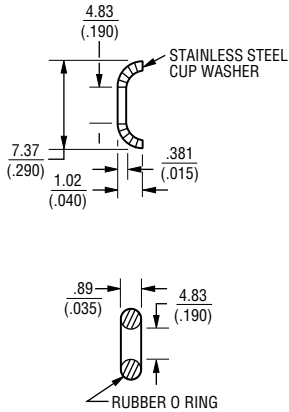
\*Specify H-82 if panel seal is required.



# Hardware For Special Mounting Applications **BOURNS®**

## H-82 Panel Seal

For all panel mounts with size 10-32 bushings.

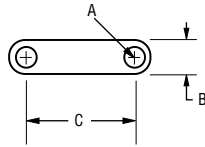


To be used with the following to provide panel seal:

- H-58P
- H-65P-1
- H-65P-3
- H-65P-5
- H-114P
- H-115P
- H-116P

## H-25/H-28 Stacking Straps

Models 3250, 3252 (H-25) and 3292 (H-28)



DIMENSIONS	H-25	H-28
A	.236 (.093)	.178 (.070)
B	.363 (.143)	.318 (.125)
C	1.321 (.520)	1.064 (.419)
THICKNESS	.51 (.02)	

## H-26S Side Bracket

Models 3250 and 3252  
This hardware is available for special mounting applications,

