



H2N4401

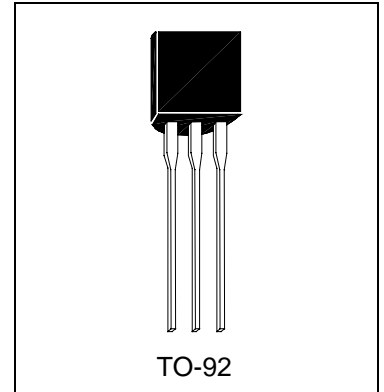
NPN EPITAXIAL PLANAR TRANSISTOR

Description

The H2N4401 is designed for general purpose switching and amplifier applications.

Features

- Complementary to H2N4403
- High Power Dissipation : 625 mW at 25°C
- High DC Current Gain : 100-300 at 150mA
- High Breakdown Voltage : 40 V Min.



Absolute Maximum Ratings

- Maximum Temperatures
Storage Temperature..... -55 ~ +150 °C
Junction Temperature..... +150 °C Maximum
- Maximum Power Dissipation
Total Power Dissipation (Ta=25°C).....625 mW
- Maximum Voltages and Currents (Ta=25°C)
VCBO Collector to Base Voltage 60 V
VCEO Collector to Emitter Voltage 40 V
VEBO Emitter to Base Voltage 5 V
IC Collector Current 600 mA

Characteristics (Ta=25°C)

Symbol	Min.	Typ.	Max.	Unit	Test Conditions
BVCBO	60	-	-	V	IC=100uA, IE=0
BVCEO	40	-	-	V	IC=1mA, IB=0
BVEBO	5	-	-	V	IE=10uA, IC=0
ICEX	-	-	100	nA	VCE=35V, VBE=0.4V
*VCE(sat)1	-	-	400	mV	IC=150mA, IB=15mA
*VCE(sat)2	-	-	750	mV	IC=500mA, IB=50mA
*VBE(sat)1	750	-	950	mV	IC=150mA, IB=15mA
*VBE(sat)2	-	-	1.2	V	IC=500mA, IB=50mA
*hFE1	20	-	-		VCE=1V, IC=0.1mA
*hFE2	40	-	-		VCE=1V, IC=1mA
*hFE3	80	-	-		VCE=1V, IC=10mA
*hFE4	100	-	300		VCE=1V, IC=150mA
*hFE5	40	-	-		VCE=2V, IC=500mA
fT	250	-	-	MHz	VCE=10V, IC=20mA, f=100MHz
Cob	-	-	6.5	pF	VCB=5V, IE=0, f=1MHz

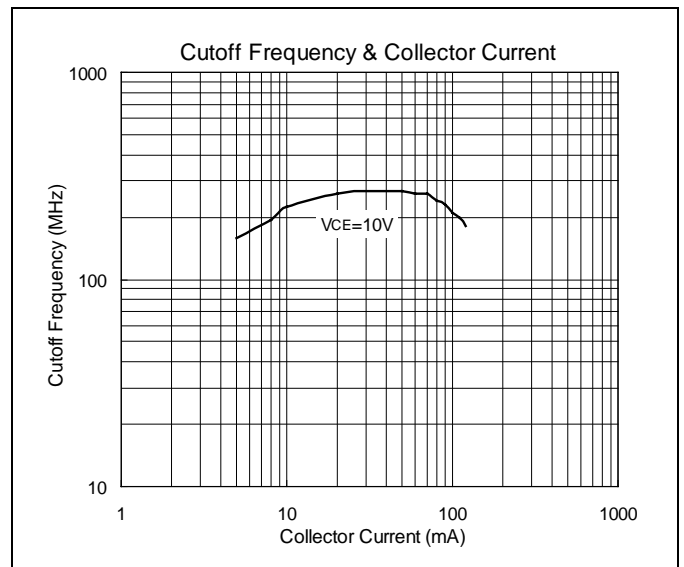
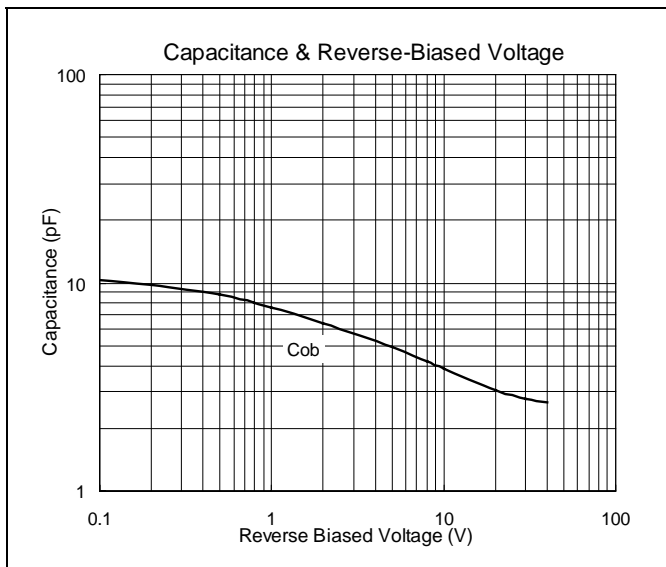
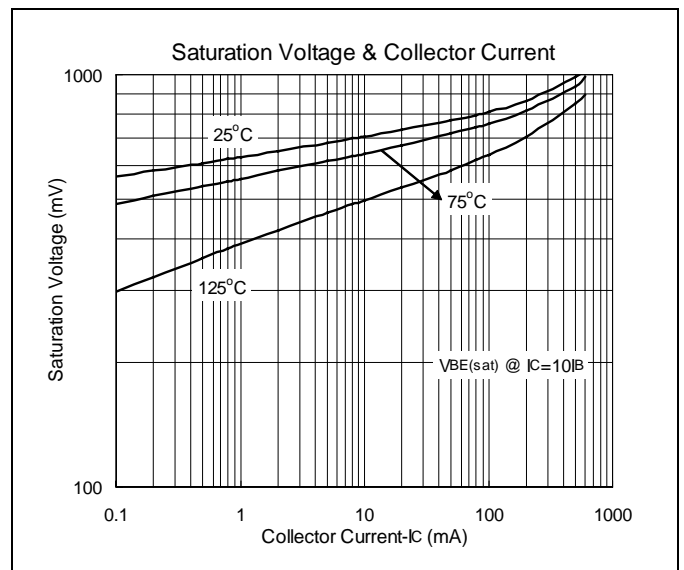
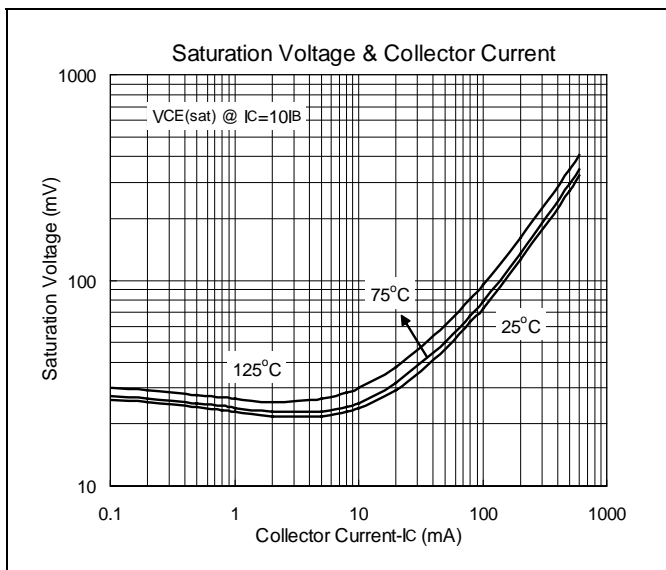
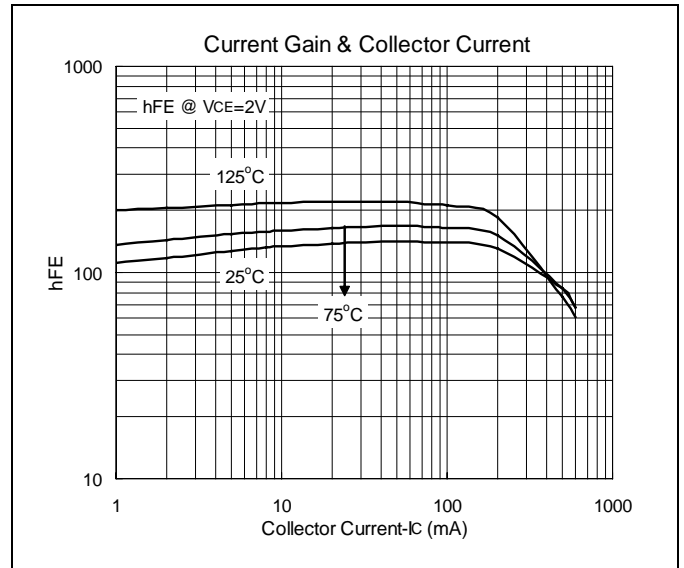
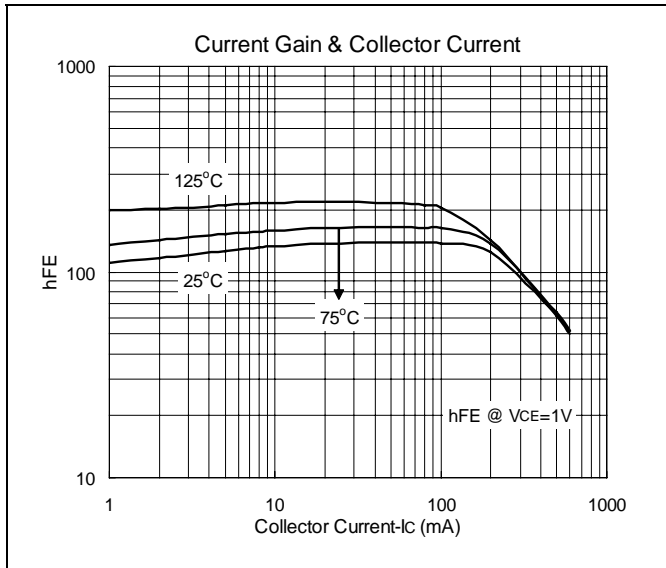
*Pulse Test: Pulse Width ≤380us, Duty Cycle≤2%

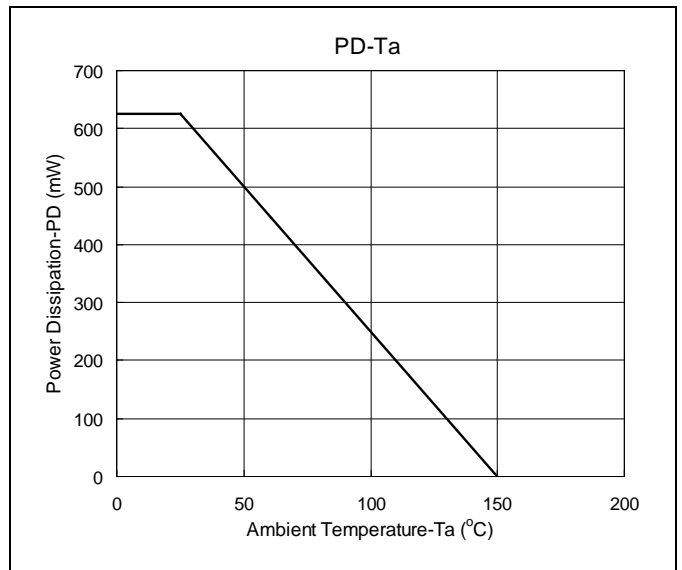
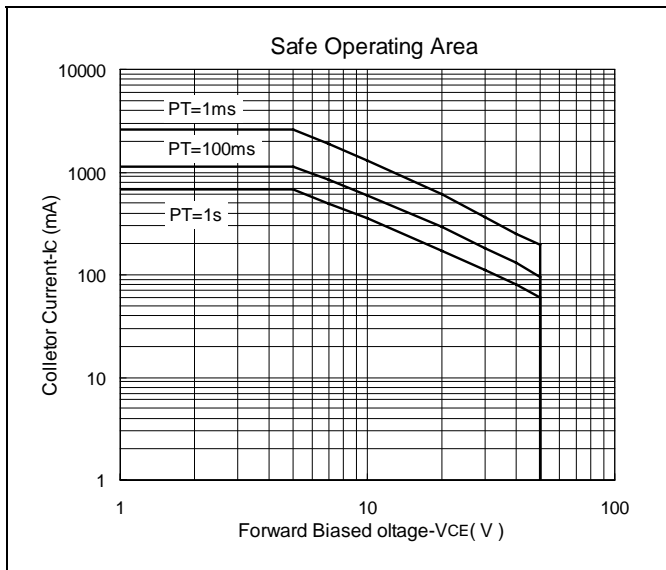
Classification of hFE4

Rank	A	B
Range	100-210	190-300



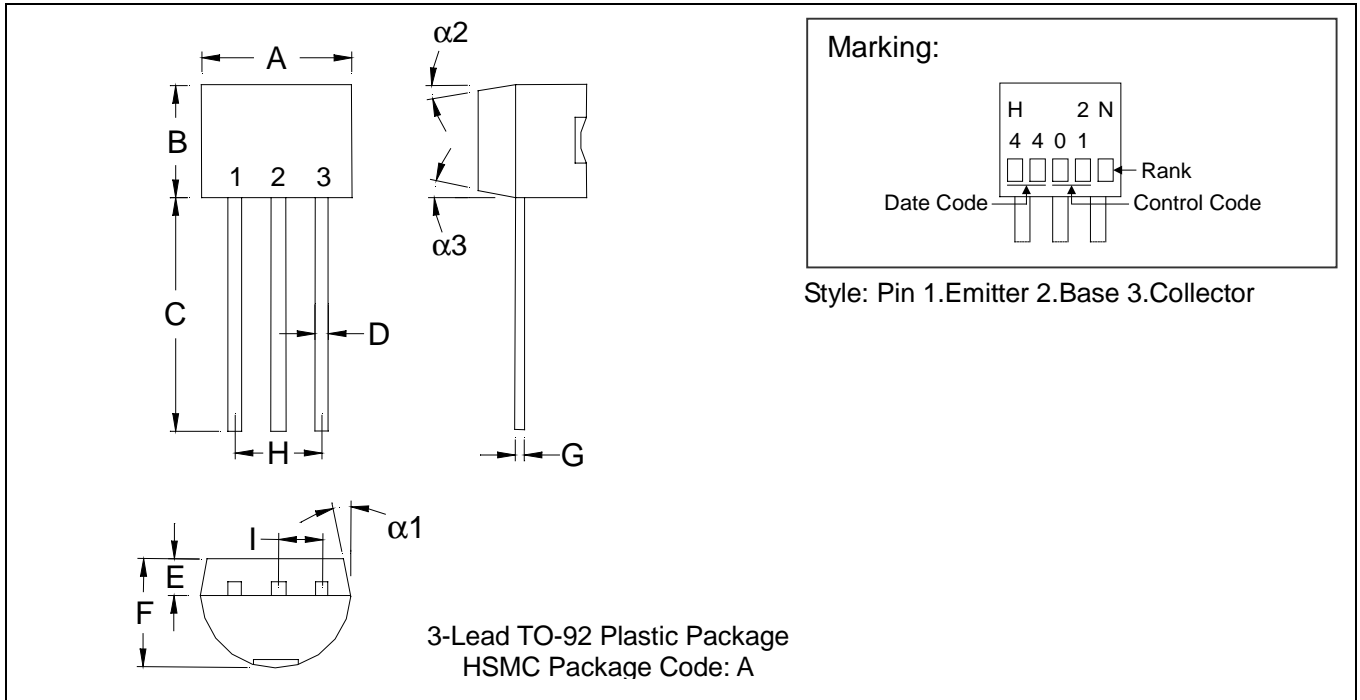
Characteristics Curve







TO-92 Dimension



DIM	Inches		Millimeters		DIM	Inches		Millimeters	
	Min.	Max.	Min.	Max.		Min.	Max.	Min.	Max.
A	0.1704	0.1902	4.33	4.83	G	0.0142	0.0220	0.36	0.56
B	0.1704	0.1902	4.33	4.83	H	-	*0.1000	-	*2.54
C	0.5000	-	12.70	-	I	-	*0.0500	-	*1.27
D	0.0142	0.0220	0.36	0.56	$\alpha 1$	-	*5°	-	*5°
E	-	*0.0500	-	*1.27	$\alpha 2$	-	*2°	-	*2°
F	0.1323	0.1480	3.36	3.76	$\alpha 3$	-	*2°	-	*2°

Notes: 1. Dimension and tolerance based on our Spec. dated Apr. 25, 1996.
 2. Controlling dimension: millimeters.
 3. Maximum lead thickness includes lead finish thickness, and minimum lead thickness is the minimum thickness of base material.
 4. If there is any question with packing specification or packing method, please contact your local HSMC sales office.

Material:

- Lead: 42 Alloy; solder plating
- Mold Compound: Epoxy resin family, flammability solid burning class: UL94V-0

Important Notice:

- All rights are reserved. Reproduction in whole or in part is prohibited without the prior written approval of HSMC.
- HSMC reserves the right to make changes to its products without notice.
- **HSMC semiconductor products are not warranted to be suitable for use in Life-Support Applications, or systems.**
- HSMC assumes no liability for any consequence of customer product design, infringement of patents, or application assistance.

Head Office And Factory:

- **Head Office** (Hi-Sincerity Microelectronics Corp.): 10F., No. 61, Sec. 2, Chung-Shan N. Rd. Taipei Taiwan R.O.C.
 Tel: 886-2-25212056 Fax: 886-2-25632712, 25368454
- **Factory 1:** No. 38, Kuang Fu S. Rd., Fu-Kou Hsin-Chu Industrial Park Hsin-Chu Taiwan. R.O.C
 Tel: 886-3-5983621-5 Fax: 886-3-5982931