



HLB122T

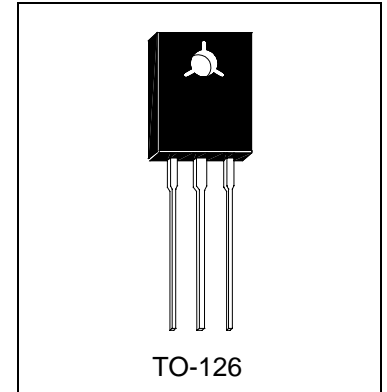
NPN Triple Diffused Planar Type High Voltage Transistor

Description

The HLB122T is a medium power transistor designed for use in switching applications.

Features

- High breakdown voltage
- Low collector saturation voltage
- Fast switching speed



Absolute Maximum Ratings (Ta=25°C)

- Maximum Temperatures
Storage Temperature -55 ~ +150 °C
Junction Temperature +150 °C
- Maximum Power Dissipation
Total Power Dissipation (Tc=25°C)..... 20 W
- Maximum Voltages and Currents
BVCBO Collector to Base Voltage 600 V
BVCEO Collector to Emitter Voltage 400 V
BVEBO Emitter to Base Voltage 6 V
IC Collector Current (DC)..... 800 mA
IC Collector Current (Pulse)..... 1600 mA
IB Base Current (DC)..... 100 mA
IB Base Current (Pulse)..... 200 mA

Characteristics (Ta=25°C)

Symbol	Min.	Typ.	Max.	Unit	Test Conditions
BVCBO	600	-	-	V	IC=100uA
BVCEO	400	-	-	V	IC=10mA
BVEBO	6	-	-	V	IE=10uA
ICBO	-	-	10	uA	VCB=600V
ICEO	-	-	10	uA	VCE=400V
IEBO	-	-	10	uA	VEB=6V
*VCE(sat)1	-	-	400	mV	IC=100mA, IB=20mA
*VCE(sat)2	-	-	800	mV	IC=300mA, IB=60mA
*VBE(sat)	-	-	1	V	IC=100mA, IB=20mA
*hFE1	10	-	40		VCE=10V, IC=0.1A
*hFE2	10	-	-		VCE=10V, IC=0.5A
tf	-	-	0.6	uS	VCC=100V, IC=0.3A, IB1=-IB2=0.06A

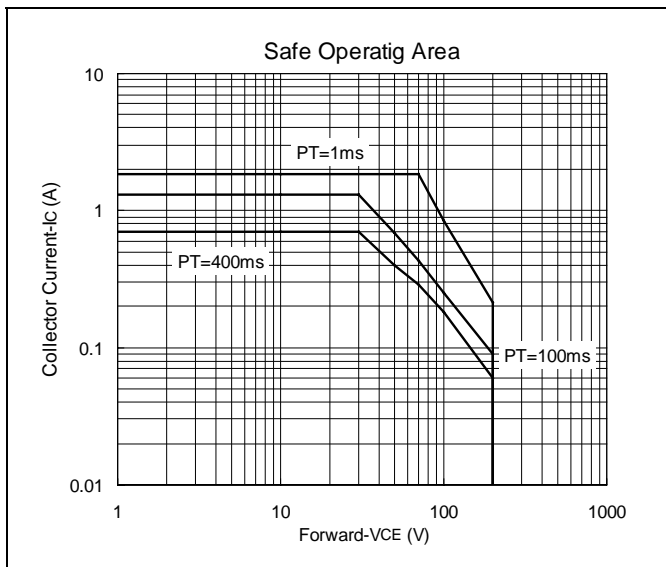
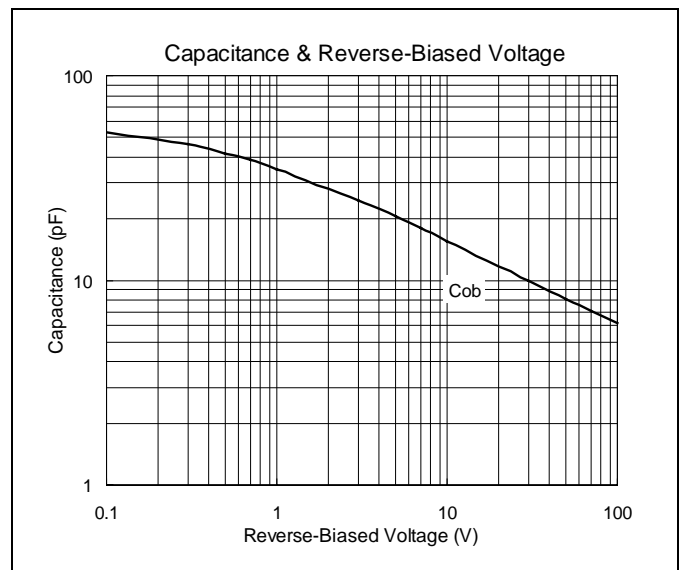
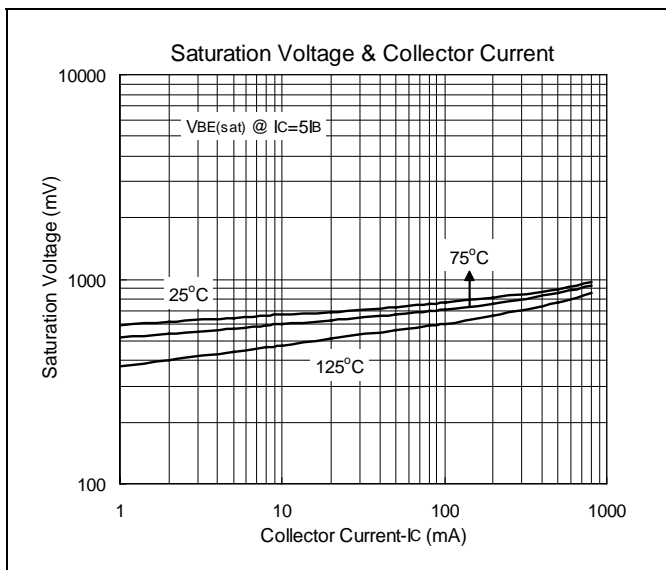
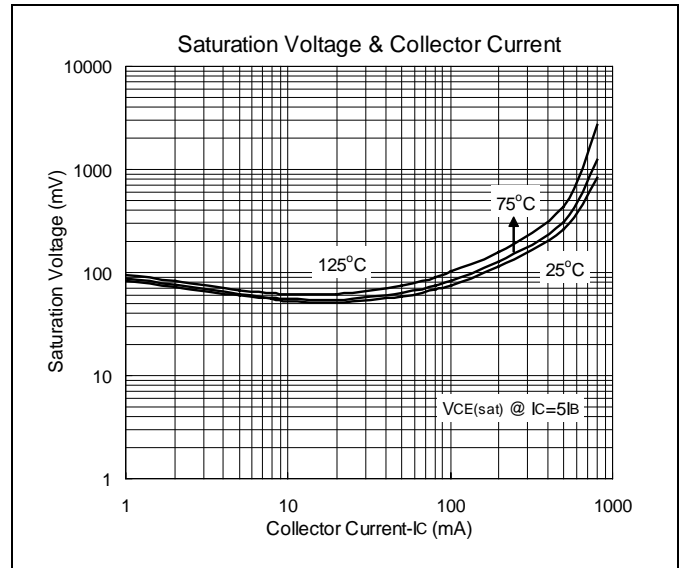
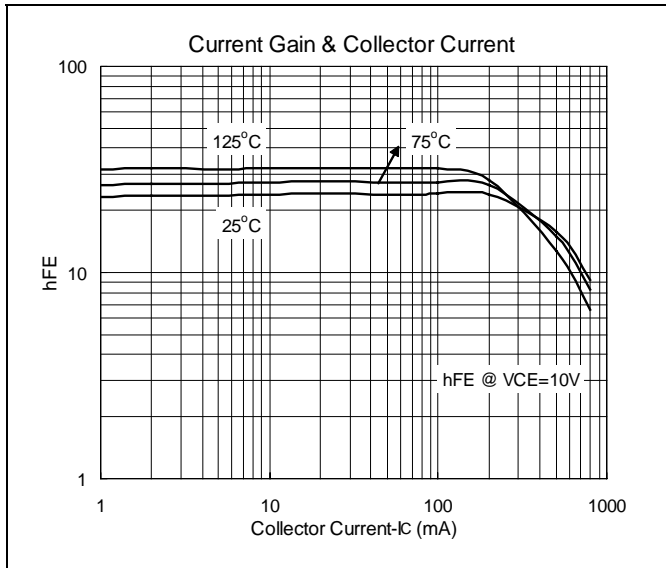
*Pulse Test: Pulse Width ≤380us, Duty Cycles≤2%

Classification of hFE1

Rank	B1	B2	B3	B4	B5	B6
Range	10-17	13-22	18-27	23-32	28-37	33-40

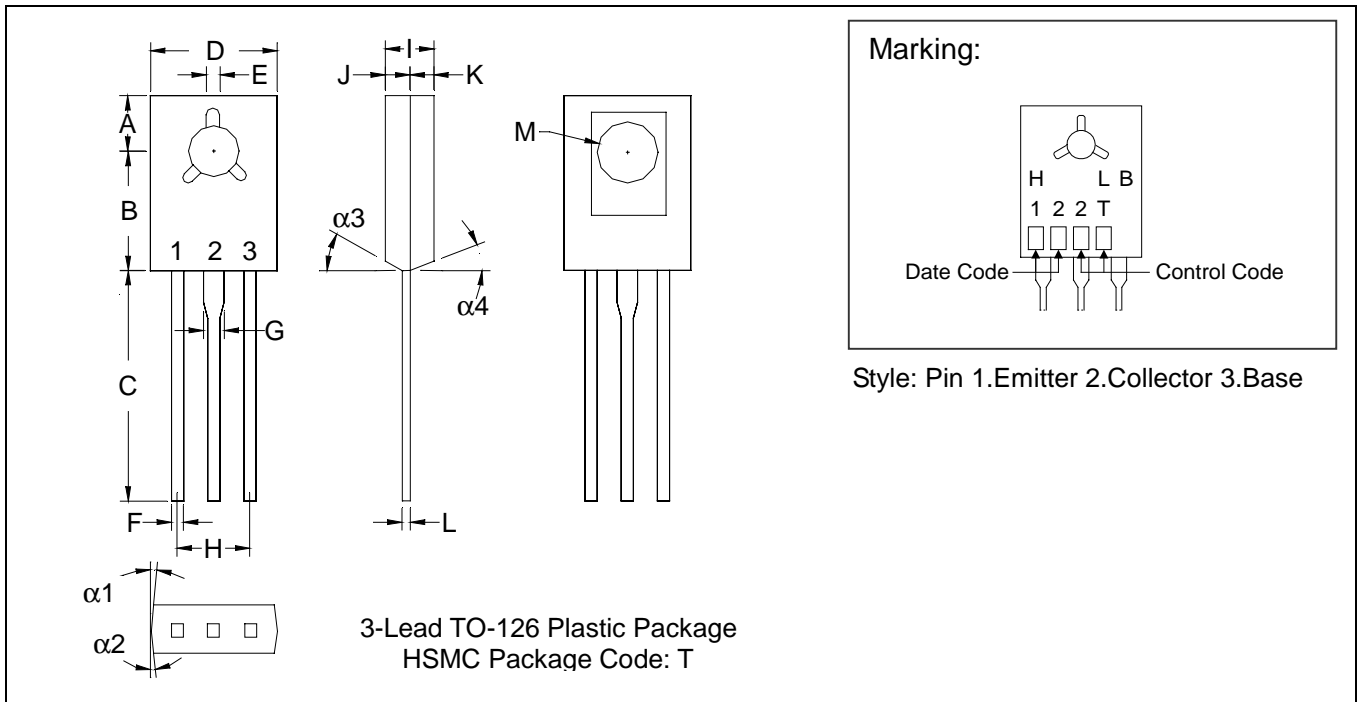


Characteristics Curve





TO-126 Dimension



*: Typical

DIM	Inches		Millimeters		DIM	Inches		Millimeters	
	Min.	Max.	Min.	Max.		Min.	Max.	Min.	Max.
$\alpha 1$	-	*3°	-	*3°	F	0.0280	0.0319	0.71	0.81
$\alpha 2$	-	*3°	-	*3°	G	0.0480	0.0520	1.22	1.32
$\alpha 3$	-	*3°	-	*3°	H	0.1709	0.1890	4.34	4.80
$\alpha 4$	-	*3°	-	*3°	I	0.0950	0.1050	2.41	2.66
A	0.1500	0.1539	3.81	3.91	J	0.0450	0.0550	1.14	1.39
B	0.2752	0.2791	6.99	7.09	K	0.0450	0.0550	1.14	1.39
C	0.5315	0.6102	13.50	15.50	L	-	*0.0217	-	*0.55
D	0.2854	0.3039	7.52	7.72	M	0.1378	0.1520	3.50	3.86
E	0.0374	0.0413	0.95	1.05					

- Notes: 1.Dimension and tolerance based on our Spec. dated Mar. 6,1995.
 2.Controlling dimension: millimeters.
 3.Maximum lead thickness includes lead finish thickness, and minimum lead thickness is the minimum thickness of base material.
 4.If there is any question with packing specification or packing method, please contact your local HSMC sales office.

Material:

- Lead: 42 Alloy; solder plating
- Mold Compound: Epoxy resin family, flammability solid burning class: UL94V-0

Important Notice:

- All rights are reserved. Reproduction in whole or in part is prohibited without the prior written approval of HSMC.
- HSMC reserves the right to make changes to its products without notice.
- **HSMC semiconductor products are not warranted to be suitable for use in Life-Support Applications, or systems.**
- HSMC assumes no liability for any consequence of customer product design, infringement of patents, or application assistance.

Head Office And Factory:

- **Head Office** (Hi-Sincerity Microelectronics Corp.): 10F.,No. 61, Sec. 2, Chung-Shan N. Rd. Taipei Taiwan R.O.C.
 Tel: 886-2-25212056 Fax: 886-2-25632712, 25368454
- **Factory 1:** No. 38, Kuang Fu S. Rd., Fu-Kou Hsin-Chu Industrial Park Hsin-Chu Taiwan. R.O.C
 Tel: 886-3-5983621~5 Fax: 886-3-5982931