

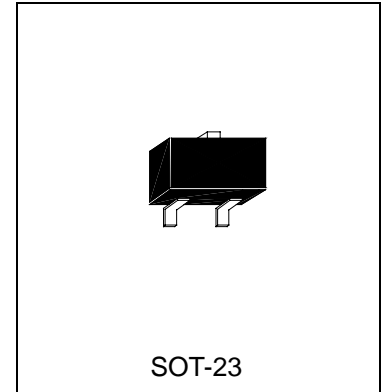


HMBTA13

NPN EPITAXIAL PLANAR TRANSISTOR

Description

Darlington Amplifier Transistor



Absolute Maximum Ratings

- Maximum Temperatures
Storage Temperature -55 ~ +150 °C
Junction Temperature..... +150 °C Maximum
- Maximum Power Dissipation
Total Power Dissipation (Ta=25°C) 225 mW
- Thermal Resistance
Junction To Ambient Rθja..... 556 °C/W
- Maximum Voltages and Currents (Ta=25°C)
VCBO Collector to Base Voltage 30 V
VCES Collector to Emitter Voltage 30 V
VEBO Emitter to Base Voltage 10 V
IC Collector Current..... 300 mA

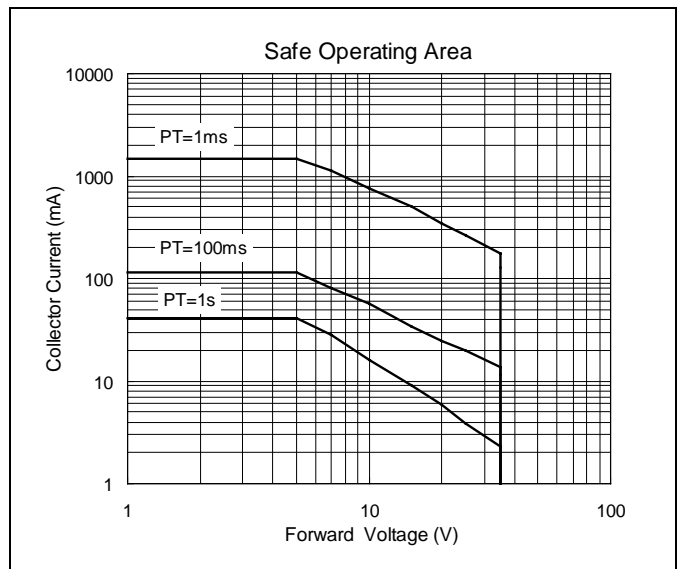
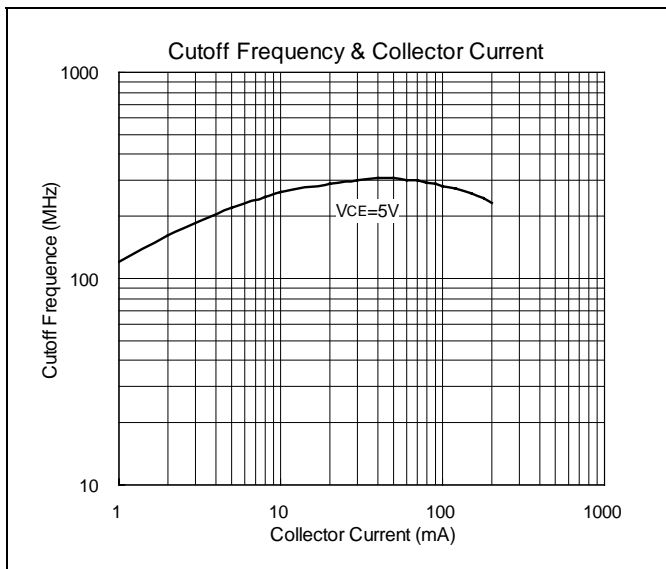
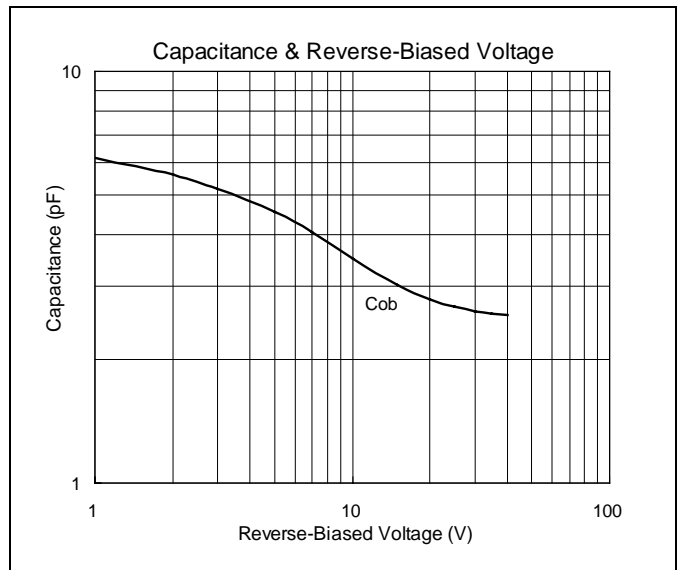
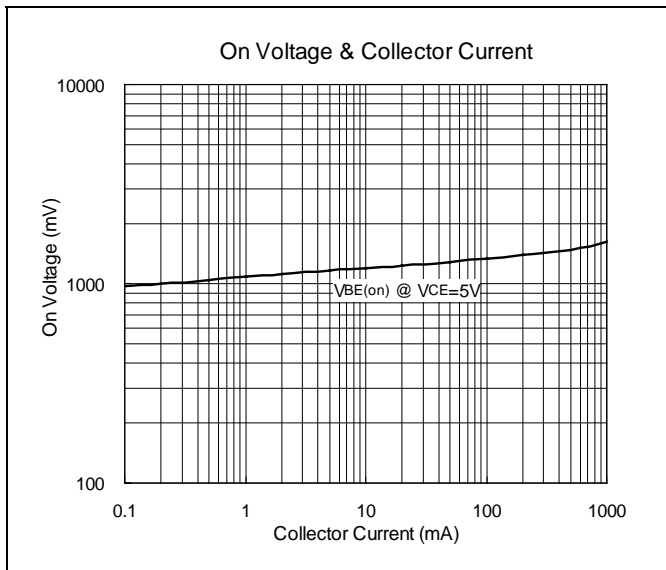
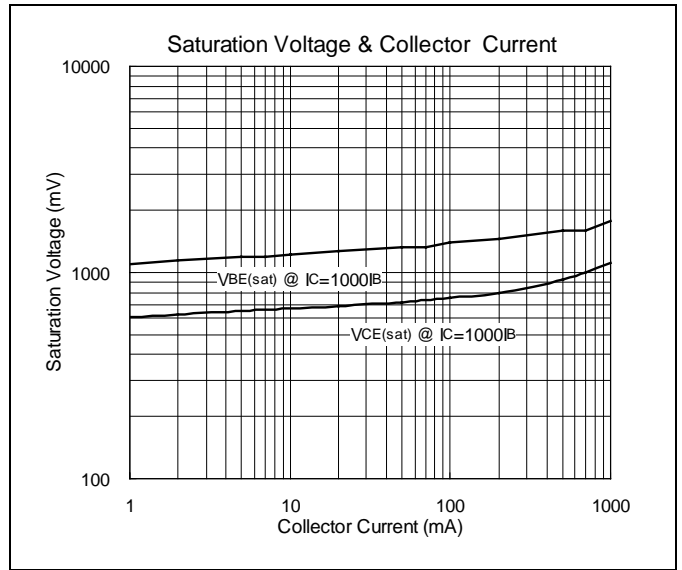
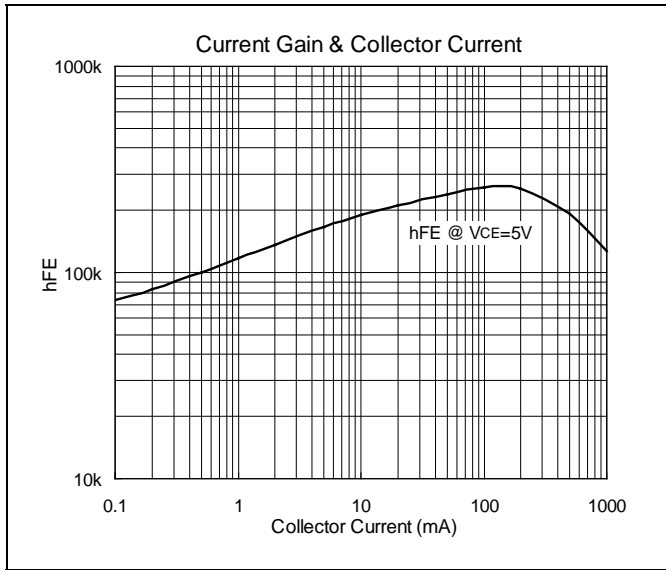
Characteristics (Ta=25°C)

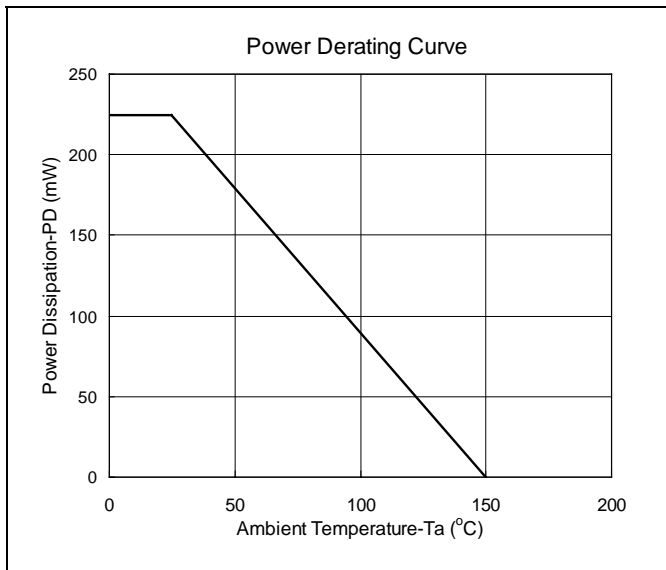
Symbol	Min.	Typ.	Max.	Unit	Test Conditions
BVCBO	30	-	-	V	IC=100uA
BVCES	30	-	-	V	IC=100uA
BVEBO	10	-	-	V	IE=10uA
ICBO	-	-	100	nA	VCB=30V
IEBO	-	-	100	nA	VEB=10V
*VCE(sat)	-	-	1.5	V	IC=100mA, IB=0.1mA
VBE(on)	-	-	2.0	V	VCE=5V, IC=100mA
*hFE1	5K	-	-		VCE=5V, IC=10mA
*hFE2	10K	-	-		VCE=5V, IC=100mA
fT	125	-	-	MHz	VCE=5V, IC=10mA, f=100MHz
Cob	-	-	6	pF	VCB=10V, f=1MHz

*Pulse Test: Pulse Width ≤380us, Duty Cycle≤2%



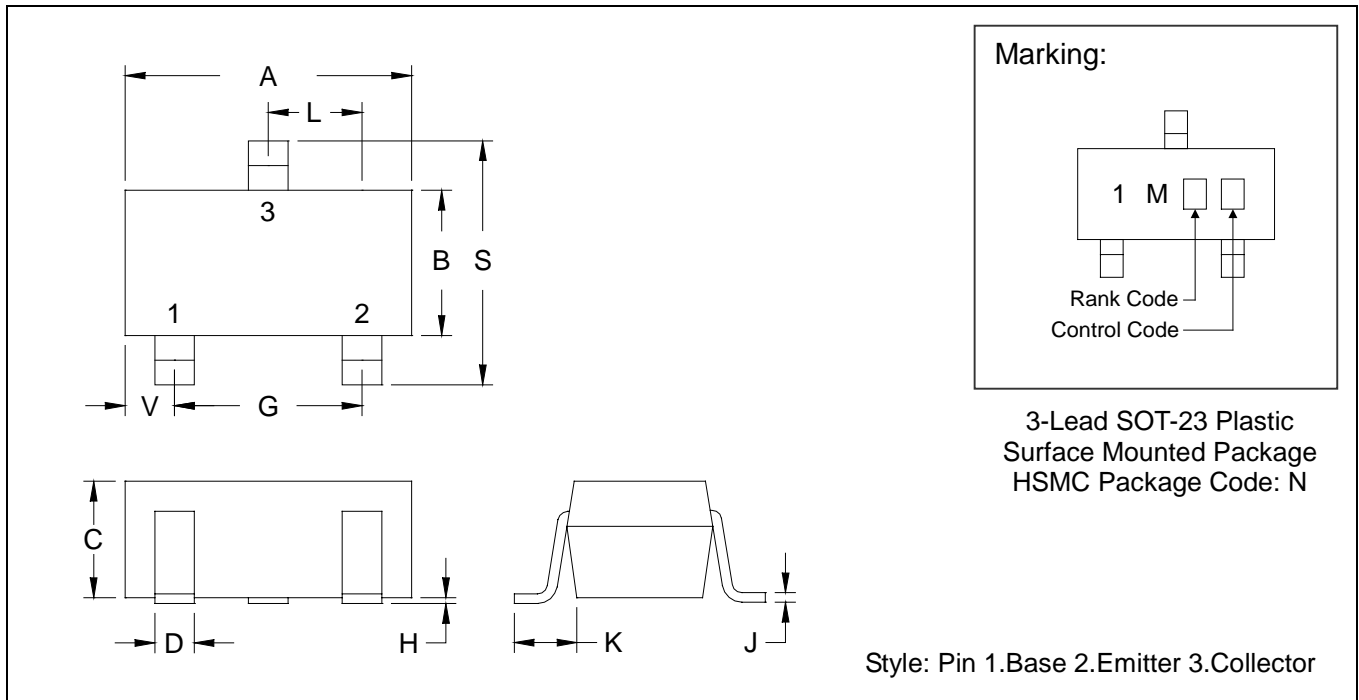
Characteristics Curve







SOT-23 Dimension



*: Typical

DIM	Inches		Millimeters		DIM	Inches		Millimeters	
	Min.	Max.	Min.	Max.		Min.	Max.	Min.	Max.
A	0.1102	0.1204	2.80	3.04	J	0.0034	0.0070	0.085	0.177
B	0.0472	0.0630	1.20	1.60	K	0.0128	0.0266	0.32	0.67
C	0.0335	0.0512	0.89	1.30	L	0.0335	0.0453	0.85	1.15
D	0.0118	0.0197	0.30	0.50	S	0.0830	0.1083	2.10	2.75
G	0.0669	0.0910	1.70	2.30	V	0.0098	0.0256	0.25	0.65
H	0.0005	0.0040	0.013	0.10					

- Notes: 1.Dimension and tolerance based on our Spec. dated Sep. 07,1997.
 2.Controlling dimension: millimeters.
 3.Maximum lead thickness includes lead finish thickness, and minimum lead thickness is the minimum thickness of base material.
 4.If there is any question with packing specification or packing method, please contact your local HSMC sales office.

Material:

- Lead: 42 Alloy; solder plating
- Mold Compound: Epoxy resin family, flammability solid burning class: UL94V-0

Important Notice:

- All rights are reserved. Reproduction in whole or in part is prohibited without the prior written approval of HSMC.
- HSMC reserves the right to make changes to its products without notice.
- **HSMC semiconductor products are not warranted to be suitable for use in Life-Support Applications, or systems.**
- HSMC assumes no liability for any consequence of customer product design, infringement of patents, or application assistance.

Head Office And Factory:

- **Head Office** (Hi-Sincerity Microelectronics Corp.): 10F.,No. 61, Sec. 2, Chung-Shan N. Rd. Taipei Taiwan R.O.C.
 Tel: 886-2-25212056 Fax: 886-2-25632712, 25368454
- **Factory 1:** No. 38, Kuang Fu S. Rd., Fu-Kou Hsin-Chu Industrial Park Hsin-Chu Taiwan. R.O.C
 Tel: 886-3-5983621~5 Fax: 886-3-5982931