



HMPSA42

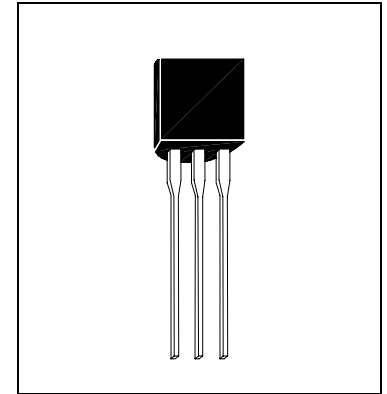
NPN EPITACIAL PLANAR TRANSISTOR

Description

The HMPSA42 is high voltage transistor.

Features

- High Collector-Emitter Breakdown Voltage
- Low Collector-Emitter Saturation Voltage
- For Complementary Use with PNP Type HMPSA92



Absolute Maximum Ratings

- Maximum Temperatures
Storage Temperature -55 ~ +150 °C
Junction Temperature +150 °C Maximum
- Maximum Power Dissipation
Total Power Dissipation (Ta=25°C) 625 mW
- Maximum Voltages and Currents (Ta=25°C)
VCBO Collector to Base Voltage 300 V
VCEO Collector to Emitter Voltage 300 V
VEBO Emitter to Base Voltage 6 V
IC Collector Current 500 mA

Characteristics (Ta=25°C)

Symbol	Min.	Typ.	Max.	Unit	Test Conditions
BVCBO	300	-	-	V	IC=100uA, IE=0
BVCEO	300	-	-	V	IC=1mA, IB=0
BVEBO	6	-	-	V	IE=10uA, IC=0
ICBO	-	-	100	nA	VCB=260V, IE=0
IEBO	-	-	100	nA	VEB=6V, IC=0
*VCE(sat)	-	-	350	mV	IC=20mA, IB=2mA
*VBE(sat)	-	-	900	mV	IC=20mA, IB=2mA
*hFE1	25	-	-		IC=1mA, VCE=10V
*hFE2	40	-	-		IC=10mA, VCE=10V
*hFE3	40	-	-		IC=30mA, VCE=10V
fT	50	-	-	MHz	IC=10mA, VCE=20V, f=100MHZ
Cob	-	-	3	pF	VCB=20V, f=1MHz, IE=0

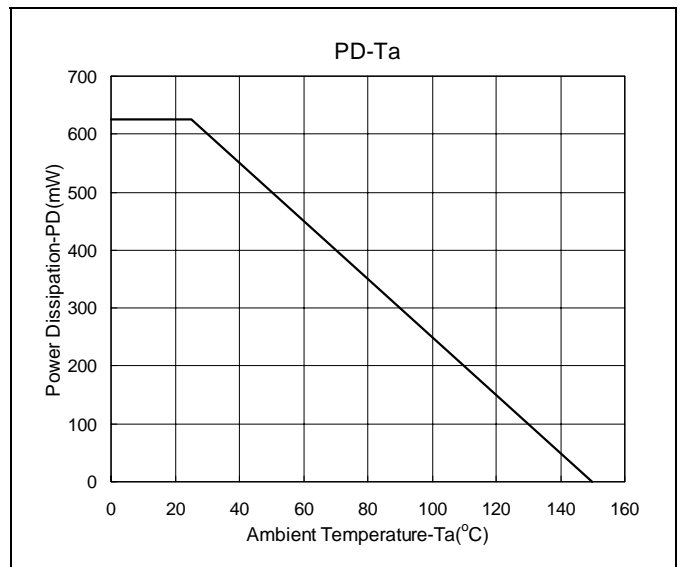
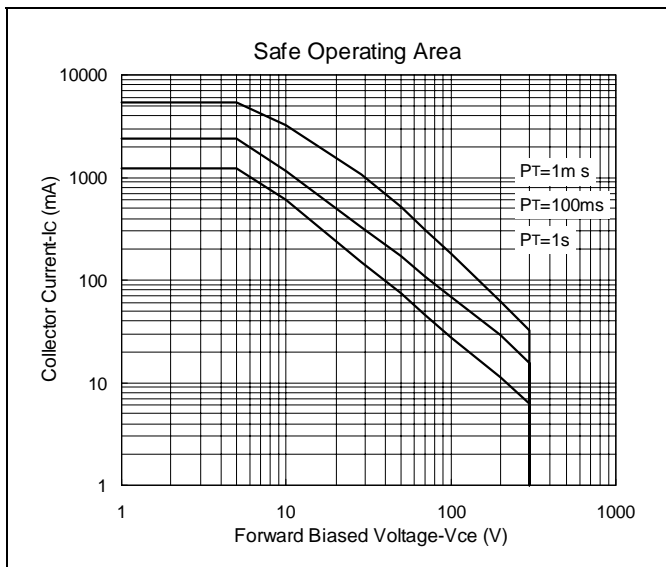
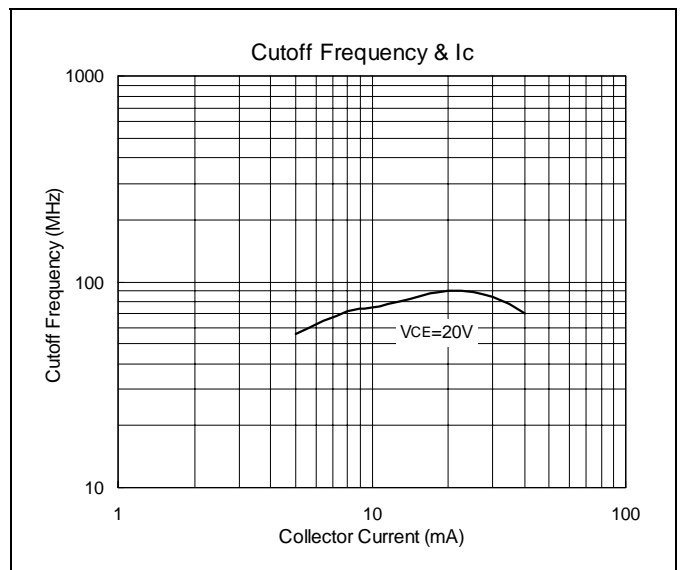
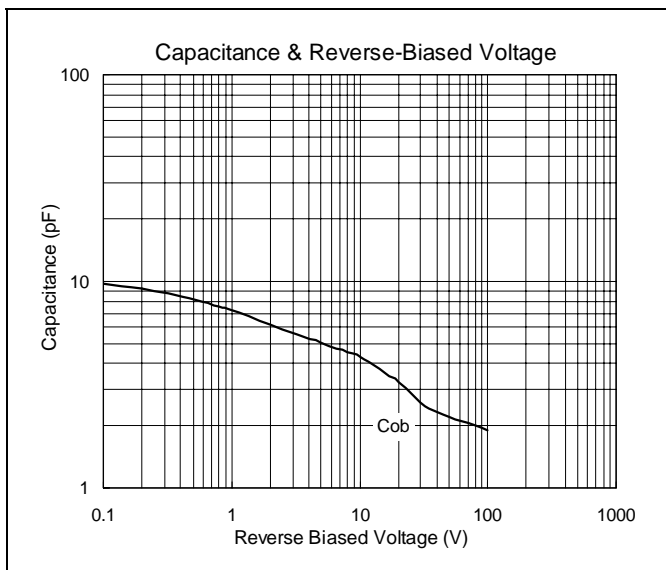
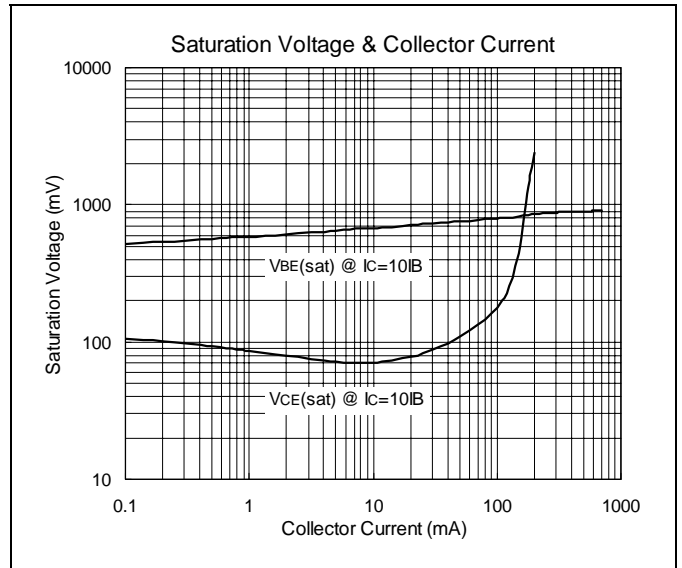
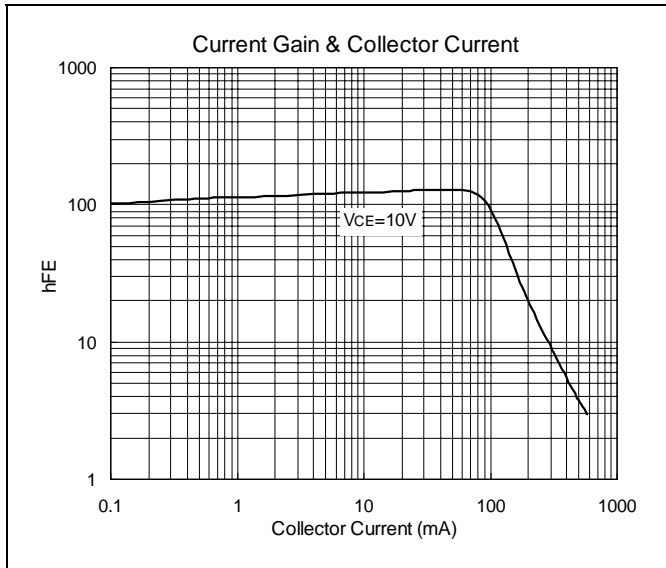
*Pulse Test : Pulse Width ≤380us, Duty Cycle≤2%

Classification Of Rank

Rank	hFE1	hFE2	hFE3	VCE(sat)
NS	>80	>120	>120	<200mV
N	>25	>40	>40	<350mV

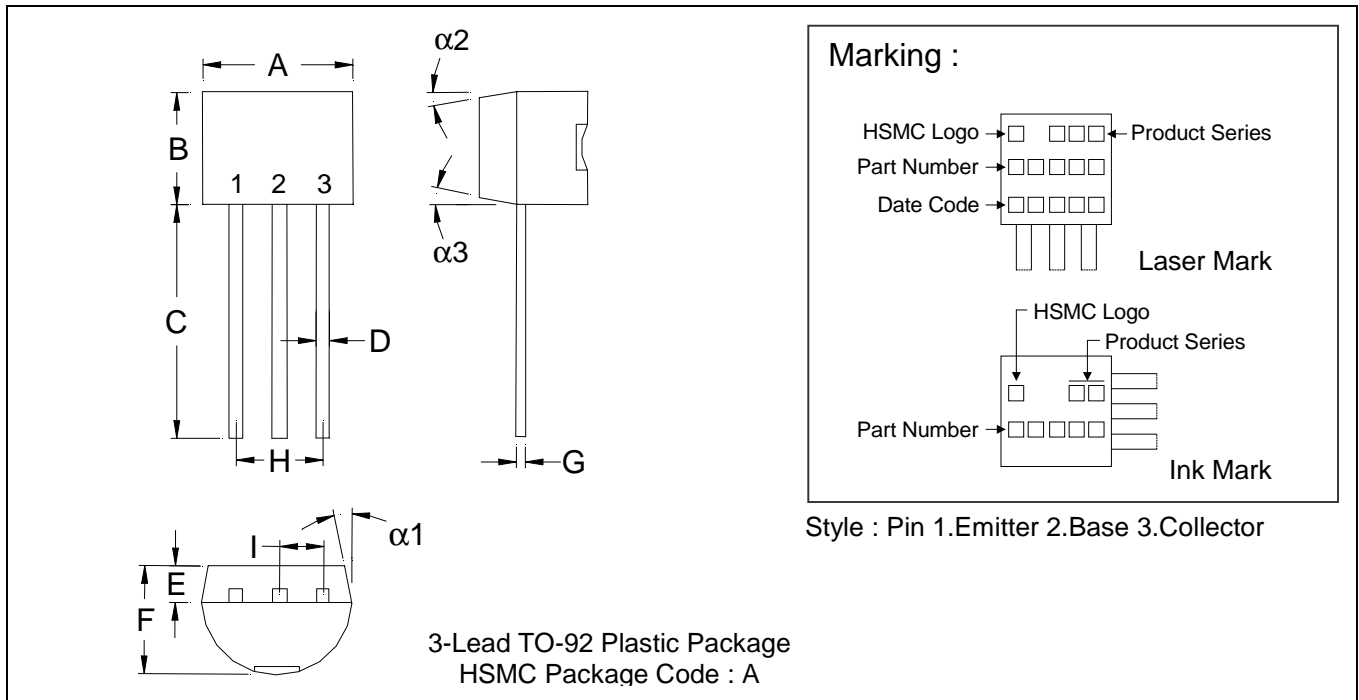


Characteristics Curve





TO-92 Dimension



*:Typical

DIM	Inches		Millimeters		DIM	Inches		Millimeters	
	Min.	Max.	Min.	Max.		Min.	Max.	Min.	Max.
A	0.1704	0.1902	4.33	4.83	G	0.0142	0.0220	0.36	0.56
B	0.1704	0.1902	4.33	4.83	H	-	*0.1000	-	*2.54
C	0.5000	-	12.70	-	I	-	*0.0500	-	*1.27
D	0.0142	0.0220	0.36	0.56	$\alpha 1$	-	*5°	-	*5°
E	-	*0.0500	-	*1.27	$\alpha 2$	-	*2°	-	*2°
F	0.1323	0.1480	3.36	3.76	$\alpha 3$	-	*2°	-	*2°

Notes : 1.Dimension and tolerance based on our Spec. dated Apr. 25,1996.
 2.Controlling dimension : millimeters.
 3.Maximum lead thickness includes lead finish thickness, and minimum lead thickness is the minimum thickness of base material.
 4.If there is any question with packing specification or packing method, please contact your local HSMC sales office.

Material :

- Lead : 42 Alloy ; solder plating
- Mold Compound : Epoxy resin family, flammability solid burning class:UL94V-0

Important Notice:

- All rights are reserved. Reproduction in whole or in part is prohibited without the prior written approval of HSMC.
- HSMC reserves the right to make changes to its products without notice.
- **HSMC semiconductor products are not warranted to be suitable for use in Life-Support Applications, or systems.**
- HSMC assumes no liability for any consequence of customer product design, infringement of patents, or application assistance.

Head Office And Factory :

- **Head Office** (Hi-Sincerity Microelectronics Corp.) : 10F.,No. 61, Sec. 2, Chung-Shan N. Rd. Taipei Taiwan R.O.C.
 Tel : 886-2-25212056 Fax : 886-2-25632712, 25368454
- **Factory 1** : No. 38, Kuang Fu S. Rd., Fu-Kou Hsin-Chu Industrial Park Hsin-Chu Taiwan. R.O.C
 Tel : 886-3-5983621~5 Fax : 886-3-5982931